



City Research Online

City, University of London Institutional Repository

Citation: Freeman, E. D., Fassnidge, C., Kazaz, Z. & Knudsen, S. (2015). Hearing through your eyes: modulation of the visually-evoked auditory response by transcranial electrical stimulation *

This is the other version of the paper.

This version of the publication may differ from the final published version.

Permanent repository link: <http://openaccess.city.ac.uk/12887/>

Link to published version:

Copyright and reuse: City Research Online aims to make research outputs of City, University of London available to a wider audience. Copyright and Moral Rights remain with the author(s) and/or copyright holders. URLs from City Research Online may be freely distributed and linked to.

City Research Online:

<http://openaccess.city.ac.uk/>

publications@city.ac.uk

Hearing through your eyes: Modulation of visually-evoked auditory response by transcranial electrical stimulation

Elliot Freeman, Chris Fassnidge
Synøve Knudsen, Zainab Kazaz
Cognitive Neuroscience Research Unit
City University London UK



Background

- Some people 'hear' visual events as sounds¹
- They also show better discrimination of visual 'Morse-code' sequences, relative to auditory¹.
- We measured sequence discrimination while applying Transcranial Alternating Current Stimulation (TACS) over auditory vs visual cortex.
- Does TACS effect depend on individual differences in ability to hear flashes, and visual:auditory discrimination?

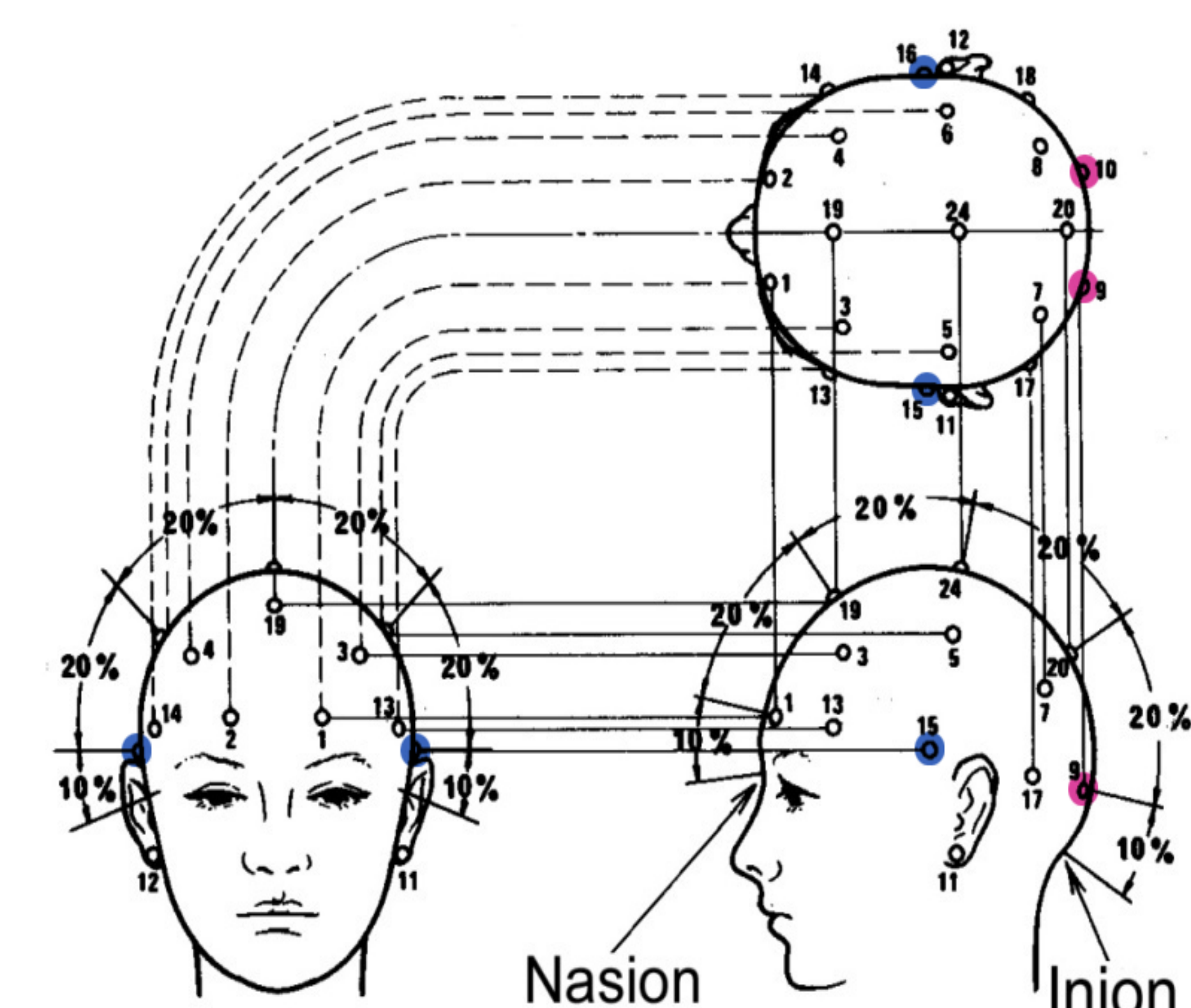
Methods

26 Participants:

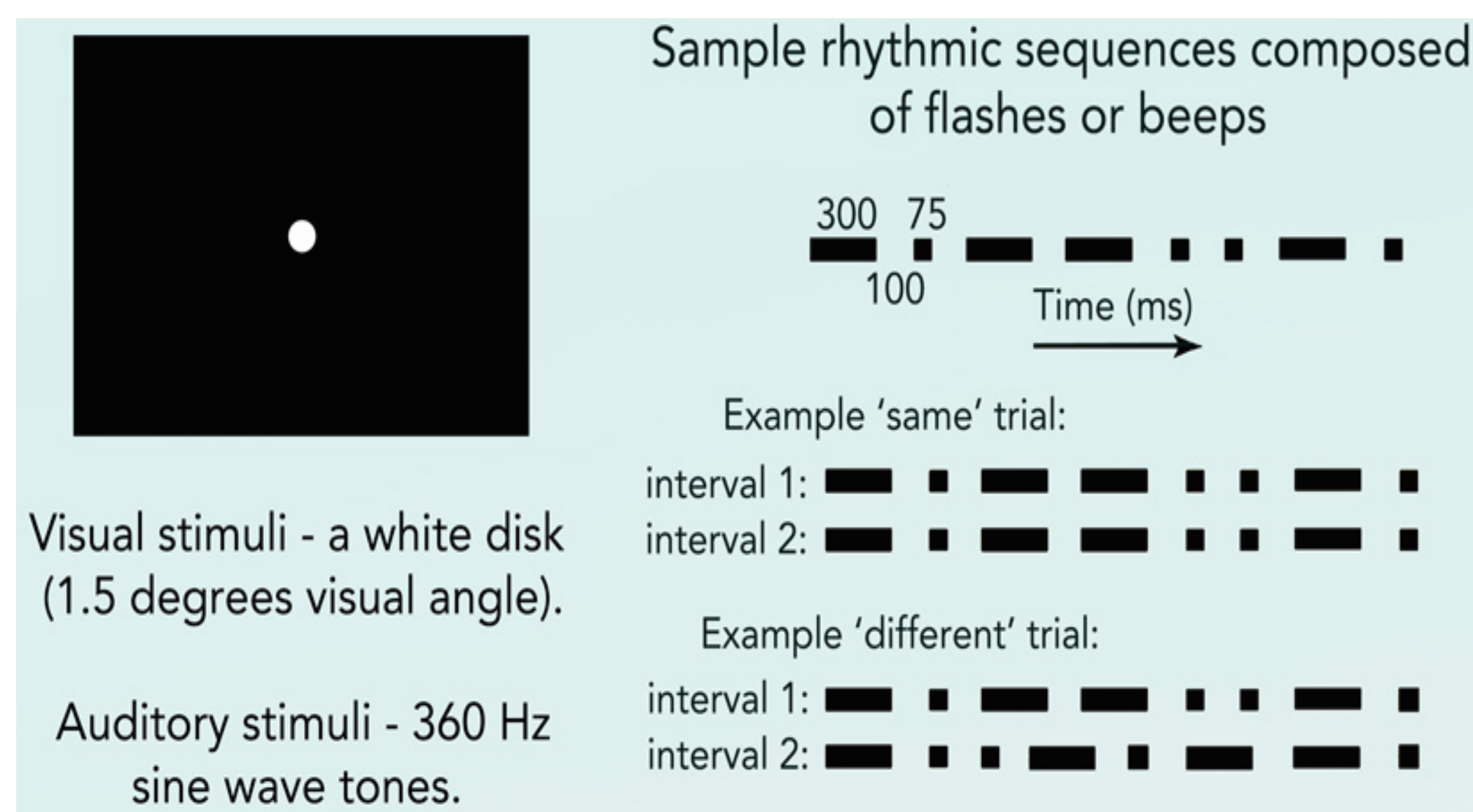
- 18 to 55 years (M24, SD 8.69)
- including six self-reporting synaesthetes (e.g. grapheme-colour, music-colour) and 14 musicians (musical training for 5 to 46 years (M15.3, SD 9.9))
- 23 were asked: 'did you hear faint sounds accompanying flashes?'

10Hz TACS:

- 1000µA bilateral for 15 minutes during task
- Stimulation vs Sham double-blinded; counterbalanced within-session
- Sites: occipital pole (O1, O2) vs temporal (T3, T4); counterbalanced between session

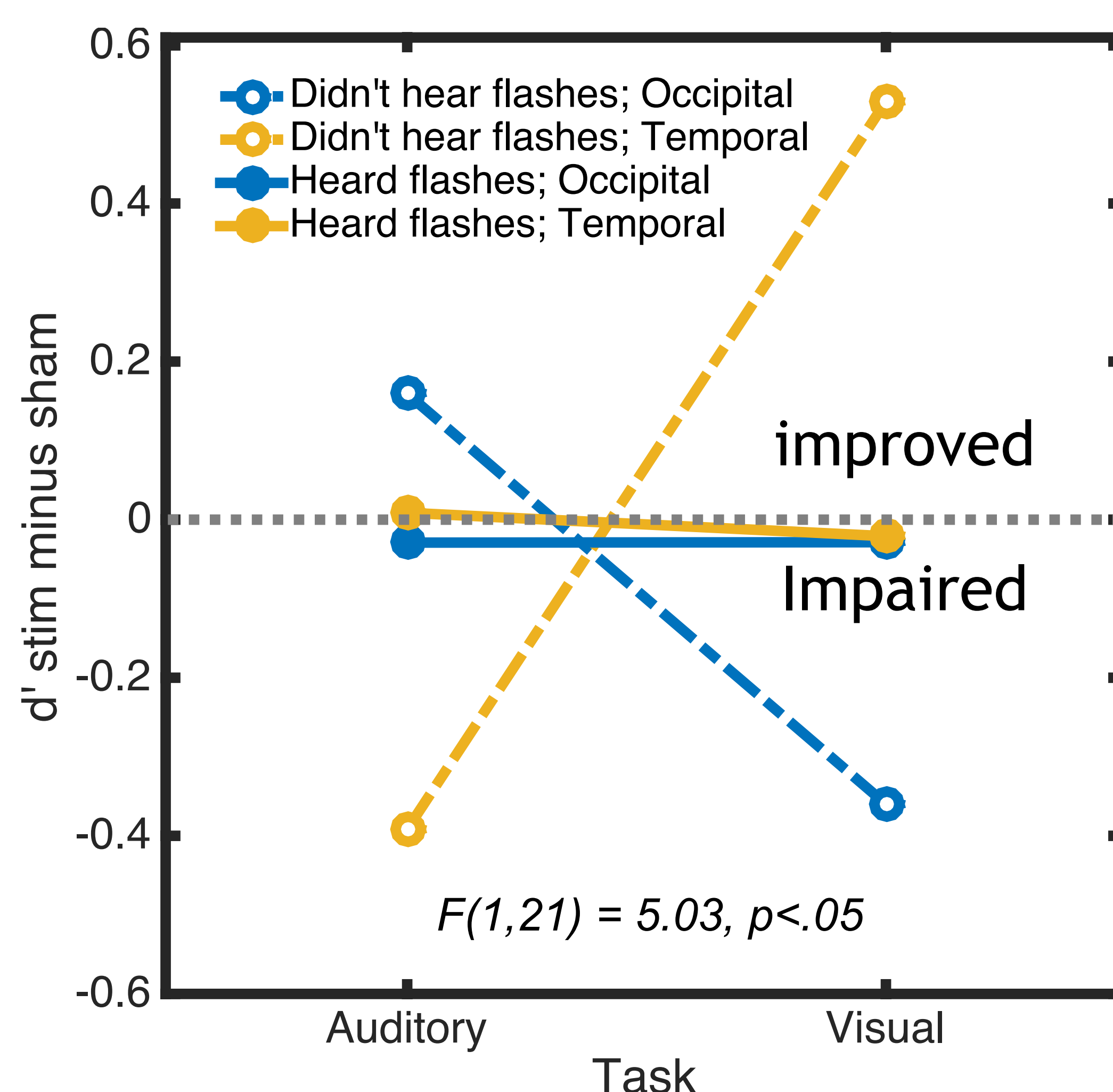


Task



Results

a) TACS effect depends on 'hearing flashes'



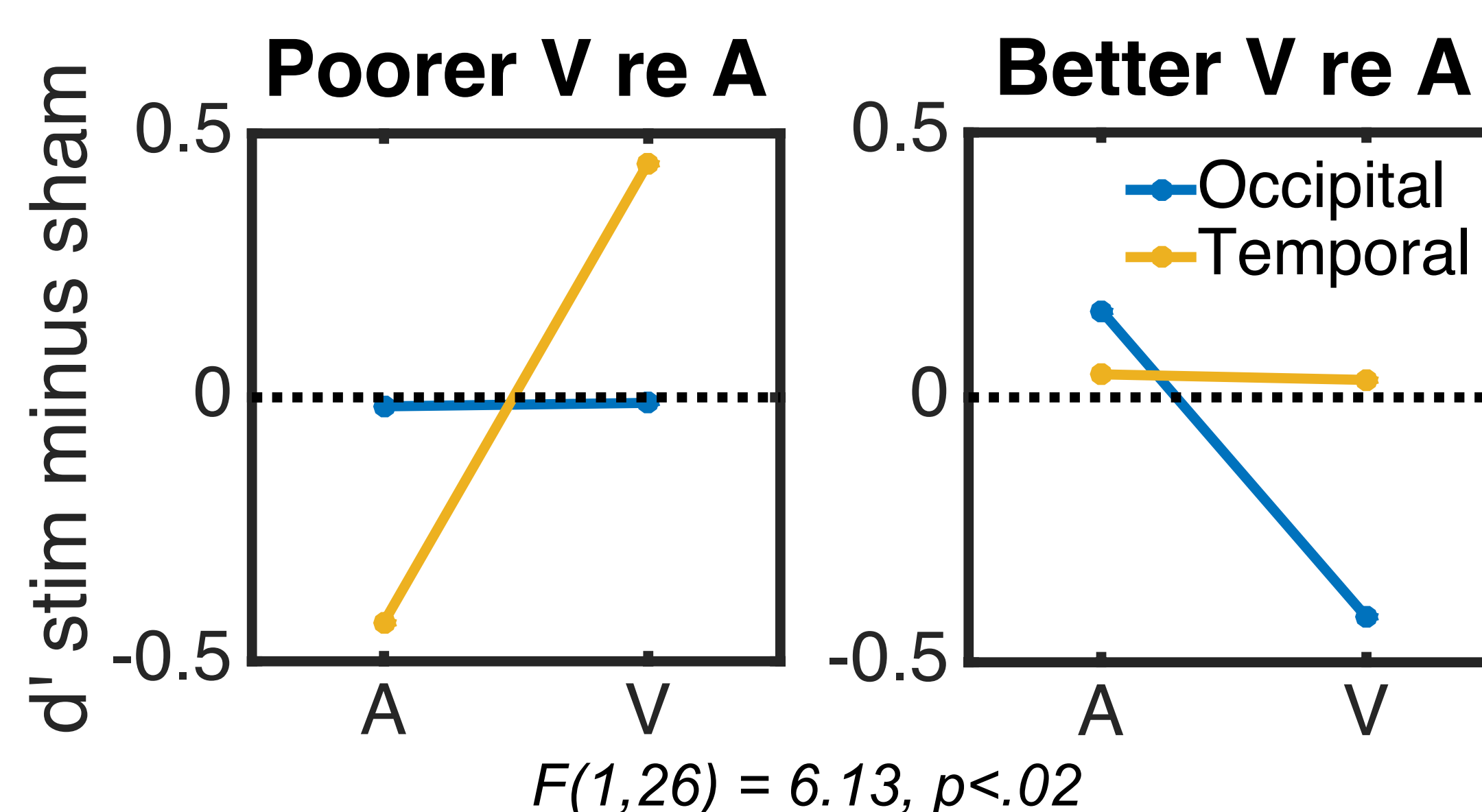
b) Hearing flashes is more prevalent in synaesthetes

| | | Synaesthesia | | |
|---------------|-----|--------------|-----|----|
| | | No | Yes | Σ |
| Hear flashes? | No | 12 | 2 | 14 |
| | Yes | 4 | 5 | 9 |
| | Σ | 16 | 7 | 23 |

$\chi^2 = 4.41$
 $p = 0.04$

- But synaesthesia per se does not predict TACS effect

c) Visual:Auditory bias modulates TACS effects



'Morse code' sequences:

- Same/Different discrimination
- Unimodal Auditory and Visual
- Modality randomised each trial
- 8 Long and short events
- Events 3 to 7 shuffled in 'Different' trials

Interpretation

a) Cortices inhibit each other²

- Inhibition carried by alpha oscillations³
- Alpha TACS biases competition between cortices
- Hearing-flashes people have less inhibition? → weaker TACS effect

b) Supports 'unmasking' theory of synaesthesia⁴

c) Individuals also differ in balance between cortices

- Indexed by V:A performance
- TACS to dominant cortex disrupts inhibition of sub-dominant cortex
- Less effect of TACS on sub-dominant cortex as it is already inhibited. Further support for TACS biasing competition

Conclusions

- People who hear flashes use both vision and audition together to solve the sequencing task
- This may involve cooperative representations across visual and auditory cortices which resist disruptive effects of TACS.

References

1. Saenz, M., & Koch, C. (2008) *Current Biology*, 18(15), 650-651
2. Mattingley, J., Driver, J., Beschin, N., Robertson, I. (1997) *Neuropsychologia*, 35(6), 867-880; Iurilli, G. et al, (2012) *Neuron*, 73 814-828
3. Klimesch, W., Sauseng, P., & Hanslmayr, S. (2007). *Brain Research Reviews*, 53(1), 63-88
4. Grossenbacher, P. & Lovelace, C. (2001) *Trends in Cognitive Sciences*, 5(1), 36-41; Cohen Kadosh, R., Walsh, V. (2006) *Current Biology*, 16(22), R962-3.

