



City Research Online

City St George's, University of London

Citation: Nickels, M., Aitken, L. M., Walsham, J., Watson, L. & McPhail, S. (2017). Clinicians' perceptions of rationales for rehabilitative exercise in a critical care setting: A cross-sectional study. *Australian Critical Care*, 30(2), pp. 79-84. doi: 10.1016/j.aucc.2016.03.003

This is the accepted version of the paper.

This version of the publication may differ from the final published version. To cite this item please consult the publisher's version.

Permanent repository link: <https://openaccess.city.ac.uk/id/eprint/14630/>

Link to published version: <https://doi.org/10.1016/j.aucc.2016.03.003>

Copyright and Reuse: Copyright and Moral Rights remain with the author(s) and/or copyright holders. Copies of full items can be used for personal research or study, educational, or not-for-profit purposes without prior permission or charge, unless otherwise indicated, provided that the authors, title and full bibliographic details are credited, a hyperlink and/or URL is given for the original metadata page and the content is not changed in any way. For full details of reuse please refer to [City Research Online policy](#).

1 **Clinicians' perceptions of rationales for rehabilitative exercise in a critical care setting: A**
2 **cross-sectional study**

3 Australian Critical Care, in press

4 **Publication History**

5 Published Online: April 19, 2016

6 Accepted: March 9, 2016

7 Received in revised form: March 7, 2016

8 Received: December 7, 2015

9

10 **Authors:**

11 **Mr. Marc Nickels, PT.**

12 Intensive Care Unit and Physiotherapy Department, Princess Alexandra Hospital, Brisbane, Australia.

13 School of Public Health & Social Work and Institute of Health and Biomedical Innovation,

14 Queensland University of Technology, Brisbane, Australia.

15 **Prof. Leanne M. Aitken, RN, PhD.**

16 Intensive Care Unit, Princess Alexandra Hospital, Brisbane, Australia.

17 NHMRC Centre of Research Excellence in Nursing Interventions for Hospitalised Patients, Menzies

18 Health Institute Queensland, Griffith University, Brisbane, Australia.

19 School of Health Sciences, City University London, London, United Kingdom.

20 **Dr. James Walsham, MB ChB, MRCP, FCICM.**

21 Intensive Care Unit, Princess Alexandra Hospital, Brisbane, Australia.

22 University of Queensland, Brisbane, Australia.

23 **Ms. Lisa Watson, PT, M (Anim St).**

24 Intensive Care Unit and Physiotherapy Department, Princess Alexandra Hospital, Brisbane, Australia.

25 **Assoc Prof. Steven McPhail, PT, PhD.**

- 26 School of Public Health & Social Work and Institute of Health and Biomedical Innovation,
27 Queensland University of Technology, Brisbane, Australia.
- 28 Centre for Functioning and Health Research, Metro South, Brisbane, Australia.
- 29

30 **Abstract:**

31 Background:

32 Rehabilitative exercise for critically ill patients may have many benefits; however, it is unknown what
33 intensive care unit (ICU) clinicians perceive to be important rationale for the implementation of
34 rehabilitative exercise in critical care settings.

35 Objective:

36 To identify which rationales for rehabilitative exercise interventions were perceived by ICU clinicians
37 to be important and determine whether perceptions were consistent across nursing, medical and
38 physiotherapy clinicians.

39 Methods:

40 A cross-sectional study was undertaken among clinicians (nursing, medical, physiotherapy) working
41 in a mixed medical surgical ICU in an Australian metropolitan tertiary hospital. Participants
42 completed a customised web-based questionnaire developed by a clinician working-group. The
43 questionnaire consisted of 11 plausible rationales for commencing rehabilitative exercise in ICUs
44 based on prior literature and their own clinical experiences grouped into 4 over-arching categories
45 (musculoskeletal, respiratory, psychological and facilitation of discharge). Participants rated their
46 perceived importance for each potential rationale on a 5-point Likert scale.

47 Results:

48 Participants (n=76) with a median (interquartile range) 4.8 (1.5, 15.5) years of experience working in
49 ICUs completed the questionnaire. Responses were consistent across professional disciplines.

50 Clinicians rated rehabilitative exercise as either 'very much' or 'somewhat' important for facilitating
51 discharge (n=76, 100%), reducing muscle atrophy (n=76, 100%), increasing muscle strength (n=76,
52 100%), prevention of contractures (n=73, 96%), reducing the incidence of ICU acquired weakness

53 (n=62, 82%), increasing oxygenation (n=71, 93%), facilitating weaning (n=72, 97%), reducing anxiety
54 (n=60, 80%), reducing depression (n=64, 84%), reducing delirium (n=53, 70%), and increasing mental
55 alertness (n = 65, 87%).

56 **Conclusions:**

57 Any shortcoming in implementation of rehabilitation exercise is unlikely attributable to a lack of
58 perceived importance by nursing, medical or physiotherapy clinicians who are the most likely
59 clinicians to influence rehabilitation practices in ICUs. It is noteworthy that this study examined self-
60 reported perceptions, not physiological or scientific legitimacy of rationales, or clinician behaviours
61 in practice.

62

63 **Keywords:**

64 Critical Care

65 Critical Illness

66 Exercise

67 Exercise Therapy

68 Intensive Care

69 Intensive Care Units

70 Length of Stay

71 Questionnaires

72 Rehabilitation

73

74

75

76 **Introduction:**

77 Survivors of critical illness experience prolonged deficits in physical and psychological function that
78 negatively impact on health-related quality of life that can persist for over 5 years.¹⁻³ Clinicians
79 working within intensive care units (ICUs) are responsible for implementing interventions that are
80 targeted to assisting critically ill patients to not only survive but to also optimise function and health-
81 related quality of life post hospital discharge. Rehabilitative exercise introduced early in the ICU stay
82 is one strategy that has been shown to improve patients' physical and psychological outcomes and
83 reduce hospital length of stay.^{4,5} Rehabilitative exercises include but are not limited to range of
84 motion exercises, resistance exercises, cycle ergometry, sitting balance, transferring from bed to
85 chair, standing balance, marching on the spot and mobilising away from the bedside.⁵⁻⁸ Studies that
86 have reported clinician perceptions on rehabilitative exercise have focused on barriers and
87 strategies to the implementation of exercise interventions.⁹⁻¹² Currently there is no literature that
88 describes what ICU clinicians believe to be the rationales underpinning implementation of
89 rehabilitative exercise with critically ill patients.

90 Clinicians working in a mixed ICU in an Australian tertiary hospital in a metropolitan setting were
91 invited to complete a customised questionnaire with the purpose of identifying which rationales for
92 rehabilitative exercise interventions were perceived to be important. In addition, this study aimed to
93 determine if clinicians from different professional backgrounds share the same views regarding the
94 relative importance of rationales for rehabilitative exercise. By identifying what ICU clinicians
95 perceive to be important rationales for rehabilitative exercise, targeted quality improvement
96 strategies that optimise the use of exercise interventions may be developed.

97

98 **Methods:**

99 **Design**

100 A questionnaire was administered to a cross-section of clinicians using a web-based survey platform.

101 **Questionnaire Development**

102 The questionnaire was developed by a clinician working group which included clinical
103 physiotherapists, an intensive care consultant and a health services researcher experienced in the
104 design of web-based questionnaires for clinical analysis. The purpose of the questionnaire was to
105 ascertain current intensive care clinicians' perspectives with regard to the rationale of incorporating
106 rehabilitative exercise with critically ill patients. The clinician working group compiled a list of
107 plausible rationales for commencing rehabilitative exercise with critically ill patients from the
108 literature and their prior experiences working with clinicians in critical care settings.^{5, 13, 14} For each of
109 these rationale a 5-point Likert rating scale was provided for participants to rate their perceived
110 importance of each rationale, with 1 and 5 representing the least and greatest importance ratings on
111 this scale respectively. The 11 rationales to be rated in this study were grouped into 4 categories;
112 musculoskeletal, respiratory, psychological and facilitation of discharge (see Figures 1-4 for specific
113 rationales). Participants were invited to nominate any additional rationales, but none were
114 identified. Demographic data regarding the participants were also collected and included: clinical
115 discipline, years of experience working in current ICU, and years of experience working at other ICUs.

116

117 **Setting, participants and procedure**

118 The target sample were clinicians currently working in a 30 bed mixed medical surgical ICU in a
119 tertiary hospital in Brisbane, Australia. The participants were from either a medical, nursing or
120 physiotherapy discipline. For analysis the nursing cohort was divided into two groups: registered
121 nurses and clinical nurses. Clinical nurses are senior nurses staff who have: completed a post
122 graduate qualification in critical care nursing, a minimum of four years' experience, completed
123 advanced competencies such as; advance haemodynamic monitoring and fulfil clinical leadership

124 roles including; unit co-ordination, quality improvement activities and supervision of junior staff.
125 Potential participants were invited to participate via the hospital email system. The invitation email
126 provided a brief description of the study and a hyperlink to the web-based platform. Three email
127 reminders were sent out over a 3 month period to encourage staff to complete the questionnaire.
128 The questionnaire was promoted in the departmental electronic newsletter, and with promotional
129 posters placed in the staff dining room.

130 Ethical approval for the study was obtained for the Metro South Human Research Ethics Committee
131 (HREC/12/QPAH/009) and from the Queensland University of Technology University Human
132 Research Ethics Committee (1400000587). Participants provided informed consent on the web-
133 based survey platform prior to their participation.

134

135 **Analysis**

136 Descriptive statistics were used to summarize the sample characteristics and perceived importance
137 ratings. Distribution of responses were examined using frequency histograms. Mean and standard
138 deviation (SD) were calculated for normally distributed data and median and interquartile range
139 (IQR) presented for non-normally distributed data.

140

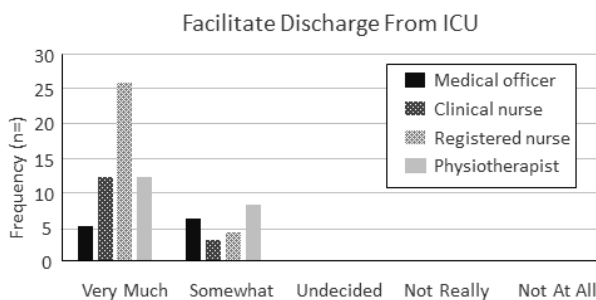
141 **Results:**

142 A total of n = 76 participants completed the questionnaire (82% completion rate among those
143 confirmed to have received the invitation to participate). The nursing discipline had the greatest
144 representation in the questionnaire (n = 45, 59% of participants). Overall, the sample had a range of
145 experience levels working in ICU settings (from < 1 year to 36 years). More than half (n = 41, 54%) of
146 the participants had gained experience working in different intensive care settings to where this
147 study was conducted either within Australia or internationally (Table 1).

148 **Table 1 Participant role and experience working in intensive care settings (n = 76)**

Total Experience in ICU	Median	IQR
Years' experience working in any ICU	4.8	1.5,15.5
Professional Role	n	%
Registered Nurse	30	39
Clinical Nurse	15	20
Physiotherapist	20	26
Medical Officer	11	14
Clinical Experience	n	%
Experience in current ICU only	35	46
Additional experience in another ICU within Australia	18	24
Additional experience in an international ICU	23	30

149



150

151 **Figure 1: Perceptions of importance of Facilitate Discharge rationale**

152 All questionnaire participants considered rehabilitative exercise as either 'very much' or 'somewhat'

153 important for facilitating discharge (Figure 1). There was a strong perception of support for the

154 musculoskeletal rationales for rehabilitative exercise by clinicians from all professions (Figure 2). All

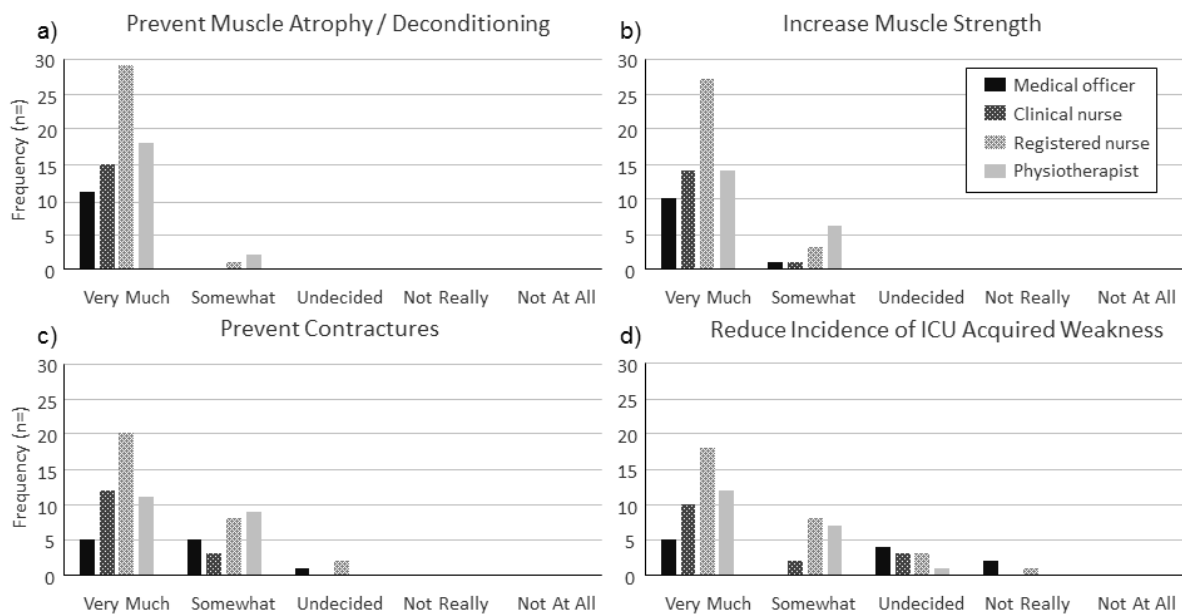
155 clinicians considered rehabilitative exercise important for preventing muscle atrophy and increasing

156 muscle strength, and the majority rated rehabilitative exercise as either 'very much' or 'somewhat'

157 important, (n=73, 96%) for prevention of contractures. Fewer clinicians (n=62, 82%) rated
 158 rehabilitative exercise as either 'very much' or 'somewhat' important for reducing the incidence of
 159 ICU acquired weakness.

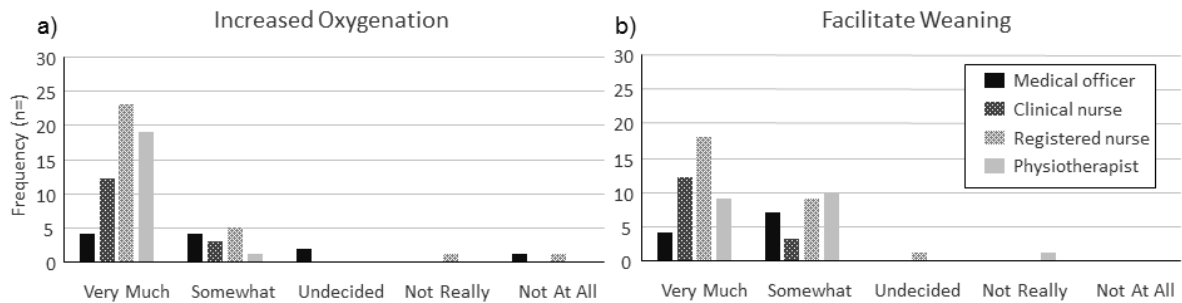
160 Participants from all professions considered the two respiratory rationales for rehabilitative exercise
 161 to be important (Figure 3). The majority of clinicians rated the rationale increasing oxygenation
 162 (n=71, 93%) and facilitating weaning (n=72, 97%) as either 'very much' or 'somewhat' important.

163 Regardless of professional background, clinicians' perceptions of the importance of psychological
 164 rationales had a broader distribution in comparison to the importance of musculoskeletal and
 165 respiratory rationale. A large percentage of clinicians (n=60, 80%) rated the perceived importance of
 166 the psychological rationale of rehabilitative exercise to 'reduce anxiety' as either 'very much' or
 167 'somewhat' important (Figure 4). The majority, (n=64, 84%) and (n=53, 70%) rated rehabilitative
 168 exercise as either 'very much' or 'somewhat' important for reducing depression and delirium,
 169 respectively. Nearly all clinicians (n = 65, 87%) perceive the importance of increasing mental
 170 alertness as either 'very much' or 'somewhat' important for rehabilitative exercise interventions
 171 with critically ill patients (Figure 4).



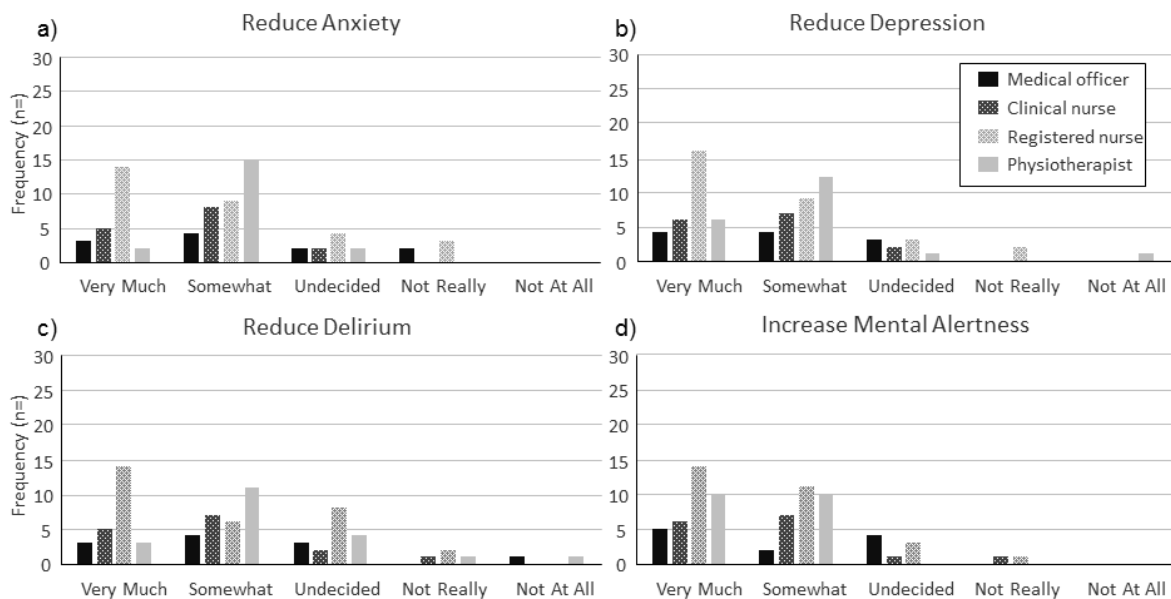
172

173 **Figure 2: Perceptions of importance of musculoskeletal rationales; (a) prevent atrophy, (b)**
 174 **increase strength, (c) prevent contractures, (d) reduce ICU acquired weakness**



175

176 **Figure 3: Perceptions of importance of respiratory rationales; (a) increase oxygenation, (b)**
 177 **facilitate weaning**



178

179 **Figure 4: Perceptions of importance of psychological rationales; (a) reduce anxiety, (b) reduce**
 180 **depression, (c) reduce delirium, (d) increase mental alertness**

181

182 **Discussion:**

183 This is the first paper, to the authors' knowledge, to describe what ICU clinicians from different
184 professional backgrounds perceive to be important rationales for rehabilitative exercise
185 interventions for critically ill patients. Perhaps the most notable finding was that participants in this
186 study shared very similar perceptions regardless of their professional background. This may be, at
187 least in part, due to participants having worked in the same clinical facility. However, more than half
188 of the participants had previously worked in ICUs at other facilities, with 30% of participants having
189 worked in ICUs in other countries adding to the likelihood that this finding could be generalised
190 beyond this particular clinical setting.

191 The rationale that had the highest rating across all the clinician groups was that early rehabilitation
192 may facilitate discharge from ICU. The very strong ratings for this rationale by clinicians are
193 supported by empirical research in the field. A recent meta-analysis concluded that rehabilitative
194 exercise with critically ill patients does reduce intensive care length of stay.¹⁴ In addition to stability
195 in physiological systems, the achievement of functional tasks such as walking and sitting out of bed
196 are likely to be seen as a factor influencing the timing of a decision to discharge patients from ICUs.
197 This is despite ability to perform functional tasks such as walking and sitting out of bed not
198 necessarily being recognised as formal discharge criterion.

199 Musculoskeletal rationales for rehabilitative exercise including preventing muscle atrophy,
200 increasing strength, and preventing contractures were consistently rated very highly by ICU clinicians
201 regardless of their professional background (Figure 2). These perceptions are consistent with
202 findings from a meta-analysis of systematic reviews examining the benefits of rehabilitative
203 exercises with critically ill patients which reported that rehabilitative exercises improved physical
204 outcomes including functional independence and peripheral muscle strength.¹⁴⁻¹⁶ This perception is
205 also consistent with clinical guidelines in the field. The NHS National Institute for Health and Clinical
206 Excellence, Rehabilitation after Critical Illness guideline recommends that for patients at risk, start
207 rehabilitation as early as clinically possible.¹⁷

208 In addition the European Respiratory Society and European Society of Intensive Care Medicine
209 advises that critically ill patients should start active and passive exercise as early as possible.¹⁸ It
210 appears the ICU clinicians from different clinical backgrounds were likely to be aware of and in
211 agreement with these current international guidelines, familiar with the literature in the field on
212 which the guidelines were based, or were able to reach this conclusion based on their own clinical
213 knowledge and experiences.

214

215 There was a relative lower rating by ICU clinicians of the perceived importance of the rationale
216 underpinning rehabilitative exercise to reduce the incidence of ICU acquired weakness. This mixed
217 opinion may reflect the knowledge of some ICU clinicians that the development of ICU acquired
218 weakness is multi-factorial. Multiple factors that have been associated with increased incidence for
219 ICU acquired weakness include severe systemic inflammation, multiple organ failure, elevated blood
220 glucose levels, immobility and specific medications (corticosteroids and neuromuscular blocking
221 agents).^{19, 20} The multi-dimensional nature of ICU acquired weakness may contribute to the lack of
222 clear evidence in regard to whether rehabilitative exercise interventions improve outcomes in
223 patients with ICU acquired weakness.²¹ This lack of clarity has been articulated in the American
224 Thoracic Society ICU acquired weakness clinical practice guidelines and may contribute to clinicians'
225 variable opinion about its efficacy. Consequently more research is required to investigate the effects
226 of rehabilitative exercise interventions on the incidence, severity, duration on ICU acquired
227 weakness and long-term patient outcomes.

228

229 There was consistency in positive ratings of importance for the respiratory rationale for
230 rehabilitative exercise. Clinicians generally considered rehabilitative exercise as beneficial for
231 weaning and increasing oxygenation. Rehabilitative exercise has been demonstrated to be beneficial
232 to facilitate weaning and increase ventilator free days for critically ill patients whose ICU length of
233 stay was greater than 48 hours.^{5, 22} When considering respiratory function in the short term there is

234 limited evidence regarding the effect of rehabilitative exercise on acute blood oxygenation levels of
235 critically ill patients. Studies have noted that individuals have had acute desaturation to less than
236 80% during exercise interventions.^{5, 6, 23} However, these acute desaturations are not common and
237 are usually transient and reversible by temporarily increasing the fraction of inspired oxygen. Given
238 that rehabilitative exercise is associated with an improvement in ventilator free days it is reasonable
239 to conclude that exercise leads to an improvement in respiratory function for most critically ill
240 patients.^{5, 6, 22}

241

242 A lower number of ICU clinicians considered rehabilitative exercise as being important for
243 psychological benefits in comparison to musculoskeletal or respiratory benefits. These lower
244 importance ratings may be due to the multi-factorial nature of psychological compromise. It has
245 been reported that depression with critically ill patients is not correlated with severity of illness or
246 age.²⁴ In addition delirium has been shown to be associated with medications given during an ICU
247 admission and sleep disturbances.²⁵ It has been reported that survivors of critical illness suffer
248 deficits in physical function that persist for several years after a period of critical illness.^{26, 27}
249 However, evidence of negative consequences of critical illness on long-term cognitive function has
250 only been brought to the fore in more recent times.²⁸ There is emerging evidence that physical
251 activity and associated decrease in sedation medication has a positive effect on psychological health
252 for survivors of critical illness.^{5, 29} An early screening instrument that was developed for predicting
253 psychological morbidity after critical illness identified 21 potential risk factors.³⁰ However, inactivity
254 during critical illness was not identified as a potential contributor to the development of
255 psychological problems. In comparison with physical function, the lack of evidence regarding
256 rehabilitation exercise intervention and psychological problems may be contributing to ICU clinicians
257 placing less importance on utilising rehabilitative exercise to improve psychological outcomes of
258 critical illness survivors.

259

260 Implications for Practice

261 Results of this questionnaire show that ICU clinicians perceive rehabilitative exercise to be important
262 to achieve a number of different outcomes including facilitation of discharge from ICU, improved
263 oxygenation, facilitation of weaning from mechanical ventilation and improved physical and
264 psychological outcomes. However, there is evidence in other ICU settings that rehabilitative exercise
265 does not occur routinely.^{31, 32} Workplace cultural barriers have been identified as inhibiting
266 rehabilitative exercise within ICU's.^{12, 33-35} A challenge to the implementation of rehabilitative
267 exercise interventions is that ICU clinicians may not see the immediate benefits, therefore the need
268 for these interventions to be prioritised may not be recognised.^{5, 14} Practice change strategies such
269 as the development of an exercise protocol or the introduction of a rehabilitation team may be
270 beneficial for improving rates of implementation of rehabilitative exercise interventions.^{7, 35-38}

271

272 Limitations

273 Perceptions of ICU clinicians regarding rehabilitative exercise may differ across hospital facilities.
274 This study was conducted in a single centre and may limit the ability to generalise results to other
275 ICUs, although it should be noted that over half of the participants had experience working in other
276 ICUs. It is plausible that individuals have generated their perceptions based on their experiences at
277 multiple ICUs, and consequently improve the likelihood of the generalisability of results.
278 Unfortunately, it was not possible to determine from the available data whether there was any self-
279 selection bias with clinicians most interested in rehabilitation exercises choosing to complete the
280 questionnaire. Clinicians who valued rehabilitation exercise the least may have chosen not to
281 participate in this study. Further, clinicians may have answered questions in what they considered to
282 be a socially acceptable manner. However, as the study was conducted using an online
283 questionnaire that preserved the anonymity of clinicians, the investigators do not believe there was

284 any direct social incentive that influenced participants. A final limitation was that this study focused
285 on clinical rationales for outcomes that could be observed within a patient's admission and
286 potentially attributed (at least in part) to rehabilitation exercises in ICU. Other potential long term
287 benefits that may be difficult to attribute to rehabilitation exercise practices in ICU were considered
288 beyond the scope of the present investigation.²⁶

289 Areas for further research

290 Uncertainty remains regarding the effect of rehabilitative exercise interventions on the incidence,
291 severity or duration of ICU acquired weakness.²¹ Consequently, further investigations are warranted
292 to evaluate if rehabilitative exercise interventions are able to reduce the incidence, duration and
293 severity of ICU acquired weakness. Additional studies that include clinicians from other facilities
294 internationally would be valuable to confirm or refute whether findings from the present study are
295 consistent across geographical regions. Further research is also required to determine if the
296 perceptions reported in the present study are congruent with clinician behaviours regarding their
297 prioritisation and engagement with rehabilitation exercise practices during their clinical practices.
298 This may also assist to determine what practice change strategies are likely to result in an increased
299 implementation of effective rehabilitative models of care within ICUs. The effectiveness of
300 rehabilitative exercise at facilitating ICU discharge, and improving physical, respiratory and
301 psychological outcomes also requires further investigation.

302

303 **Conclusion:**

304 Despite an expanding evidence base that rehabilitative exercise with critically ill patients is safe and
305 beneficial^{15, 16, 39, 40}, there is evidence that rehabilitative exercise does not occur routinely^{31, 32}. This
306 study has identified that in a single centre ICU clinicians perceive the importance of various
307 rationales for rehabilitative exercise positively and consistently regardless of the professional

308 background. Consequently, quality improvement activities that aim to increase the occurrence of
309 rehabilitative exercise interventions should focus on the other aspects of successful implementation
310 including overcoming cultural or resourcing barriers.

311

312 **References:**

- 313 1. Oeyen SG, Vandijck DM, Benoit DD, Annemans L, Decruyenaere JM. Quality of life after intensive
314 care: a systematic review of the literature. *Crit Care Med.* 2010;38:2386-400.
- 315 2. Skinner EH, Warrillow S, Denehy L. Health-related quality of life in Australian survivors of critical
316 illness. *Crit Care Med.* 2011;39:1896-905.
- 317 3. Herridge MS, Tansey CM, Matte A, Tomlinson G, Diaz-Granados N, Cooper A, et al. Functional
318 disability 5 years after acute respiratory distress syndrome. *N Engl J Med.* 2011;364:1293-304.
- 319 4. Kayambu G, Boots R, Paratz J. Early physical rehabilitation in intensive care patients with sepsis
320 syndromes: a pilot randomised controlled trial. *Intensive Care Med.* 2015;41:865-74.
- 321 5. Schweickert WD, Pohlman MC, Pohlman AS, Nigos C, Pawlik AJ, Esbrook CL, et al. Early physical
322 and occupational therapy in mechanically ventilated, critically ill patients: a randomised controlled
323 trial. *Lancet.* 2009;373:1874-82.
- 324 6. Burtin C, Clerckx B, Robbeets C, Ferdinande P, Langer D, Troosters T, et al. Early exercise in
325 critically ill patients enhances short-term functional recovery. *Crit Care Med.* 2009;37:2499-505.
- 326 7. Morris PE, Goad A, Thompson C, Taylor K, Harry B, Passmore L, et al. Early intensive care unit
327 mobility therapy in the treatment of acute respiratory failure. *Crit Care Med.* 2008;36:2238-43.
- 328 8. Stiller K, Phillips A, Lambert P. The safety of mobilisation and its effect on haemodynamic and
329 respiratory status of intensive care patients. *Physiother Theory Pract.* 2004;20:175-85.
- 330 9. Barber EA, Everard T, Holland AE, Tipping C, Bradley SJ, Hodgson CL. Research paper: Barriers and
331 facilitators to early mobilisation in Intensive Care: A qualitative study. *Aust Crit Care.* 2014.
- 332 10. Leditschke IA, Green M, Irvine J, Bissett B, Mitchell IA. What are the barriers to mobilizing
333 intensive care patients? *Cardiopulm Phys Ther J.* 2012;23:26-9.
- 334 11. Morris PE. Moving our critically ill patients: mobility barriers and benefits. *Crit Care Clin.*
335 2007;23:1-20.

- 336 12. Winkelman C, Peereboom K. Staff-perceived barriers and facilitators. *Crit Care Nurse*.
337 2010;30:S13-S6.
- 338 13. Chiang L-L, Wang L-Y, Wu C-P, Wu H-D, Wu Y-T. Effects of physical training on functional status in
339 patients with prolonged mechanical ventilation. *Phys Ther*. 2006;86:1271-81.
- 340 14. Kayambu G, Boots R, Paratz J. Physical Therapy for the Critically Ill in the ICU: A Systematic
341 Review and Meta-Analysis. *Crit Care Med*. 2013.
- 342 15. Adler J, Malone D. Early mobilization in the intensive care unit: a systematic review. *Cardiopulm*
343 *Phys Ther J*. 2012;23:5-13.
- 344 16. Li Z, Peng X, Zhu B, Zhang Y, Xi X. Active Mobilization for Mechanically Ventilated Patients: A
345 Systematic Review. *Arch Phys Med Rehabil*. 2012.
- 346 17. NICE. Rehabilitaiton after Critical Illness NICE Clinical Guideline 83. London, UK: National Institute
347 for Health and Clinical Excellence; 2009.
- 348 18. Gosselink R, Bott J, Johnson M, Dean E, Nava S, Norrenberg M, et al. Physiotherapy for adult
349 patients with critical illness: recommendations of the European Respiratory Society and European
350 Society of Intensive Care Medicine Task Force on Physiotherapy for Critically Ill Patients. *Intensive*
351 *Care Med*. 2008;34:1188-99.
- 352 19. Schweickert WD, Hall J. ICU-acquired weakness. *Chest*. 2007;131:1541-9.
- 353 20. Lacomis D, Terry Petrella J, Giuliani MJ. Causes of neuromuscular weakness in the intensive care
354 unit: A study of ninety-two patients. *Muscle Nerve*. 1998;21:610-7.
- 355 21. Fan E, Cheek F, Chlan L, Gosselink R, Hart N, Herridge MS, et al. An Official American Thoracic
356 Society Clinical Practice Guideline: The Diagnosis of Intensive Care Unit-acquired Weakness in Adults.
357 *Am J Respir Crit Care Med*. 2014;190:1437-46.
- 358 22. Routsis C, Gerovasili V, Vasileiadis I, Karatzanos E, Pitsolis T, Tripodaki E, et al. Electrical muscle
359 stimulation prevents critical illness polyneuromyopathy: a randomized parallel intervention trial. *Crit*
360 *Care*. 2010;14:R74-R.

361 23. Bailey P, Thomsen GE, Spuhler VJ, Blair R, Jewkes J, Bezdjian L, et al. Early activity is feasible and
362 safe in respiratory failure patients. *Crit Care Med.* 2007;35:139-45.

363 24. Davydow DS, Gifford JM, Desai SV, Bienvenu OJ, Needham DM. Depression in general intensive
364 care unit survivors: a systematic review. *Intensive Care Med.* 2009;35:796-809.

365 25. Banerjee A, Girard TD, Pandharipande PP. The complex interplay between delirium, sedation,
366 and early mobility during critical illness: applications in the trauma unit. *Curr Opin Anaesthesiol.*
367 2011;24:195-201.

368 26. Herridge MS. Legacy of intensive care unit-acquired weakness. *Crit Care Med.* 2009;37:S457-61.

369 27. Herridge MS, Cheung AM, Tansey CM, Matte-Martyn A, Diaz-Granados N, Al-Saidi F, et al. One-
370 year outcomes in survivors of the acute respiratory distress syndrome. *N Engl J Med.* 2003;348:683-
371 93.

372 28. Needham DM, Davidson J, Cohen H, Hopkins RO, Weinert C, Wunsch H, et al. Improving long-
373 term outcomes after discharge from intensive care unit: report from a stakeholders' conference. *Crit*
374 *Care Med.* 2012;40:502-9.

375 29. Needham DM, Korupolu R, Zanni JM, Pradhan P, Colantuoni E, Palmer JB, et al. Early physical
376 medicine and rehabilitation for patients with acute respiratory failure: a quality improvement
377 project. *Arch Phys Med Rehabil.* 2010;91:536-42.

378 30. Schandl A, Bottai M, Hellgren E, Sundin O, Sackey PV, Avdelningen för p, et al. Developing an
379 early screening instrument for predicting psychological morbidity after critical illness. *Crit Care.*
380 2013;17:R210-R.

381 31. Nydahl P, Ruhl AP, Bartoszek G, Dubb R, Filipovic S, Flohr HJ, et al. Early mobilization of
382 mechanically ventilated patients: A 1-day point-prevalence study in Germany. *Crit Care Med.*
383 2014;42:1178-86.

384 32. Berney SC, Harrold M, Webb SA, Seppelt I, Patman S, Thomas PJ, et al. Intensive care unit
385 mobility practices in Australia and New Zealand: a point prevalence study. *Crit Care Resusc.*
386 2013;15:260-5.

387 33. Thomsen GE, Snow GL, Rodriguez L, Hopkins RO. Patients with respiratory failure increase
388 ambulation after transfer to an intensive care unit where early activity is a priority. *Crit Care Med.*
389 2008;36:1119-24.

390 34. Hopkins RO, Spuhler VJ, Thomsen GE. Transforming ICU culture to facilitate early mobility. *Crit*
391 *Care Clin.* 2007;23:81-96.

392 35. Hopkins RO, Spuhler VJ. Strategies for promoting early activity in critically ill mechanically
393 ventilated patients. *AACN Adv Crit Care.* 2009;20:277-89.

394 36. Hanekom S, Gosselink R, Dean E, van Aswegen H, Roos R, Ambrosino N, et al. The development
395 of a clinical management algorithm for early physical activity and mobilization of critically ill patients:
396 synthesis of evidence and expert opinion and its translation into practice. *Clin Rehabil.* 2011;25:771-
397 87.

398 37. McWilliams D, Weblin J, Atkins G, Bion J, Williams J, Elliott C, et al. Enhancing rehabilitation of
399 mechanically ventilated patients in the intensive care unit: A quality improvement project. *J Crit*
400 *Care.* 2014.

401 38. Perme C, Chandrashekar R. Early mobility and walking program for patients in intensive care
402 units: creating a standard of care. *Am J Crit Care.* 2009;18:212-21.

403 39. Stiller K. Physiotherapy in intensive care: an updated systematic review. *Chest.* 2013;144:825-47.

404 40. Thomas AJ. Exercise intervention in the critical care unit – what is the evidence? *Phys Ther Rev.*
405 2009;14:50-9.

406

407