



## City Research Online

### City, University of London Institutional Repository

---

**Citation:** Nadimi, S., Di Pasquale, L. and Fonseca, J. (2017). Influence of fine fraction on breakage of binary granular materials. Paper presented at the 19th International Conference on Soil Mechanics and Geotechnical Engineering, 17-22 Sep 2017, Seoul, Korea.

This is the accepted version of the paper.

This version of the publication may differ from the final published version.

---

**Permanent repository link:** <https://openaccess.city.ac.uk/id/eprint/17734/>

**Link to published version:**

**Copyright:** City Research Online aims to make research outputs of City, University of London available to a wider audience. Copyright and Moral Rights remain with the author(s) and/or copyright holders. URLs from City Research Online may be freely distributed and linked to.

**Reuse:** Copies of full items can be used for personal research or study, educational, or not-for-profit purposes without prior permission or charge. Provided that the authors, title and full bibliographic details are credited, a hyperlink and/or URL is given for the original metadata page and the content is not changed in any way.

# Influence of fine fraction on breakage of binary granular materials

## Influence de la fraction fine sur la rupture des matériaux granulaires binaires

Sadegh Nadimi, Lorenzo Di Pasquale & Joana Fonseca

City, University of London, London, UK, [sadegh.nadimi-shahraki@city.ac.uk](mailto:sadegh.nadimi-shahraki@city.ac.uk)

**ABSTRACT:** Understanding the stress transmission mechanisms and breakage of soils composed of a fine and coarse fractions is critical for the design of many geotechnical structures such as pile driving and large embankment dams. A series of strain controlled one-dimensional compression laboratory experiments were carried out using glass beads to investigate the effect of the fine fraction on the macroscopic response of the material. A wide range of stress varying from 10 to 250MPa was considered. Glass beads with diameters between 0.5 and 4mm were used to form granular mixtures with fines content ranging from 0 to 100%. This study shows the potential of strain controlled testing to provide further insights into the fabric evolution of granular materials undergoing grain breakage. When compared to conventional load controlled testing, the force:displacement curve obtained during strain controlled tests provides a better correlation between the macroscopic response and the grain-scale phenomena. The response of mono-sized samples is used as a reference to better understand the contribution of both the coarse and the fine fractions to the behaviour of the mixture. Preliminary results have suggested that as breakage progresses, the grain size distribution evolves towards a fine fraction threshold value, beyond which the behaviour is governed by the fine component. Previously proposed relative breakage parameters are also used to demonstrate the influence of the fine fraction in the final grading of the material. These findings, also supported by recent numerical studies, can provide valuable guidance for geotechnical practice.

**RÉSUMÉ :** Comprendre les mécanismes de transmission des tensions/contraintes et la rupture des sols composés d'éléments fins et épais est essentiel pour la conception de nombreux ouvrages géotechniques tels que le battage de pieux et la construction de barrages. Des séries d'expérimentation en laboratoire d'effort de compression unidimensionnelle contrôlée ont été réalisées en utilisant des billes de verre pour étudier l'effet d'un d'éléments fins sur la réaction macroscopique du matériau. Un grand écart d'effort, variant de 10 à 250 MPa, a été considéré. Les billes de verre, d'un diamètre compris entre 0,5 et 4 mm, ont été utilisées pour former des mélanges granuleux avec une teneur en granulats classée de 0 à 100%. Cette étude montre le potentiel des tests d'effort contrôlés pour fournir des connaissances plus approfondies dans le changement des structures des matériaux subissant les ruptures liés aux granulats. Quand on compare à des tests classiques de charge contrôlée, la courbe de déplacement obtenue durant le test d'effort contrôlé donne une meilleure corrélation entre la réaction macroscopique et le phénomène grain échelle. La réaction des mono-taille échantillons sont utilisées comme une référence afin de mieux comprendre la contribution des mélanges granuleux fins ou épais. Les premiers résultats suggèrent que, comme la rupture progresse, la taille des grains évoluent vers une valeur limite, au-delà de laquelle le comportement est conduit par des grains fins. Comme propose auparavant, cette rupture paramètres sont aussi utilisée pour démontrer l'influence des granulats fins dans le classement final des matériaux. Cette trouvaille, aussi soutenu par de récentes études numériques, peut fournir une aide importante pour la pratique de la géotechnique.

**KEYWORDS:** fabric/structure of soils; sands; grain breakage; laboratory testing; binary granular material.

## 1 INTRODUCTION

The macroscopic response of soil under loading is driven by grain rearrangement up to the grain capacity (*e.g.* Fonseca *et al.*, 2013). Beyond the tensile capacity, soil grains will be prone to cracking and breaking (Nadimi & Fonseca, 2017). Grain breakage plays an important role in the mechanical response of granular materials, in particular for geotechnical structures such as pile driving and embankment dams (Coop, 1990; McDowell & Bolton, 1998; Coop *et al.*, 2004; Muir Wood, 2006; Mesri & Vardhanabhati, 2009; Vilhar *et al.*, 2013; Yan & Shi, 2014; Zhang *et al.*, 2015).

To quantify breakage, different measures have been recommended in the literature. Marsal (1967) proposed the grain breakage index ( $B_m$ ) as follows:

$$B_m = \sum_{n=1}^i \Delta p d_n \quad (1)$$

where  $\Delta p d_n$  is the positive difference in percentage by weight of soil retained on the  $n^{\text{th}}$  sieve, when the grading before and after a crushing test are compared.

Hardin (1985) noted that the breakage potential of a grain increases with its size. He also suggested that grains with diameter larger than 0.074mm are more relevant to breakage investigation. He claimed that this is justified on the basis that smaller grains did not contribute to breakage. Einav (2007) proposed a new definition of relative breakage, and suggested to weight from zero to one the relative proximity of the current grain size cumulative distribution from an initial distribution to an ultimate distribution, instead of using the cut-off at  $d=0.074\text{mm}$ .

Mesri & Vardhanabhati (2009) categorised grain breakage in a more qualitative way: level I (abrasion or grinding of grain surface asperities), level II (breaking or crushing of grain surface protrusions and sharp grain corners and edges), and level III (fracturing, splitting, or shattering of grains).

In this paper, the breakage of binary granules are investigated using both qualitative and quantitative approaches. The effect of fine fraction on grain breakage is explored experimentally. A series of one dimensional compression tests are reported using glass beads. For the purpose of this work, the grain breakage levels proposed by Mesri & Vardhanabhati (2009) have been modified. When apparently no grain experienced any damage, breakage, fracture, or splitting by means of sieving, it is classified as no damage level '0'. When some damage could be detected

(e.g. abrasion of grain surface or breakage of outer part of the grain) the sample is labelled as damage level 'D'. The third level is called breakage level 'B' and refers to the samples in which one or more grain experienced fracturing, splitting, or shattering.

In numerical studies, the effect of fines content on force transmission and fabric development of gap-graded mixtures was investigated by de Frias Lopez *et al.* (2016) using the discrete element method. They suggested a threshold value for fines content which overall behaviour is changed from coarse to fine dominant. Shire *et al.* (2016) presents the effect of size ratio (diameter of coarse fraction over diameter of fine fraction) on contribution of fine fraction. Also Minh and Cheng (2016) concluded that for systems with a small percentage of fine grains, the fine grains do not actively participate in the strong force transmission. This is further investigated in this study by means of laboratory experiments.

## 2 MATERIAL & METHOD

### 2.1 Sample preparation

Samples have been prepared by using 0.50-0.75mm diameter glass beads as the fine fraction, and 3.40-4.00mm beads as the coarse fraction. Thus, the coarse to fine size ratio is approximately six. The glass beads are commercially supplied by Sigmund Lindner GmbH as type S beads with specific gravity of 2.57 and 95% roundness. The advantage of using glass beads instead of real sand is to have controlled shape while benefiting from mechanical properties similar to silica sand. Main mechanical properties are reported in Table 1.

Table 1. Glass bead properties

Parameter	Units	Value
Unit weight	kN/m <sup>3</sup>	25.2
Young's modulus	GPa	63
Poisson's ratio	(-)	0.22

Before sample preparation, all the samples were weighed on a 0.01g precision scale. The samples were sieved to plot the initial Particle Size Distribution (PSD) curve. Fifteen sieves were used including 4, 3.35, 2.36, 2, 1.7, 1.4, 1.18, 0.850, 0.600, 0.425, 0.295, 0.250, 0.150, 0.106, 0.063mm aperture mesh. All samples have been prepared by means of the air pluviation method. The beads were allowed to fall through a funnel, while trying to maintain a zero height of fall in order to avoid segregation (Cavaretta, 2009). The coarse and fine fractions were separately weighted according to the desired Fines Content percentage (FC%) and subdivided into four mixed batches. It was then poured into the Oedometer ring with 37mm diameter layer by layer (Fig. 1). After placing internal piston shown in Fig.1 at the top of sample, the height of sample was measured for calculating the initial void ratio.

### 2.2 Loading tests

The sample was carefully positioned in the device and the load was applied (Fig. 1). A strain controlled machine 'Instron 5969' was used over a range of force applications up to 50kN which corresponds to the vertical stress of 40MPa. During the test an LVDT was used to measure the displacements imposed by the machine. The standard Oedometer loading frame BS: 1377-5 enables applying pressure up to 10MPa for small Oedometer ring used in this study, which is lower than the capacity of the materials used. For higher stress, the compression device 'Controls 50-C9032' was used. The capacity of this machine is 300kN and, therefore, tests with pressures up

to 250MPa were carried out. However, tests performed with this device were not strain controlled.

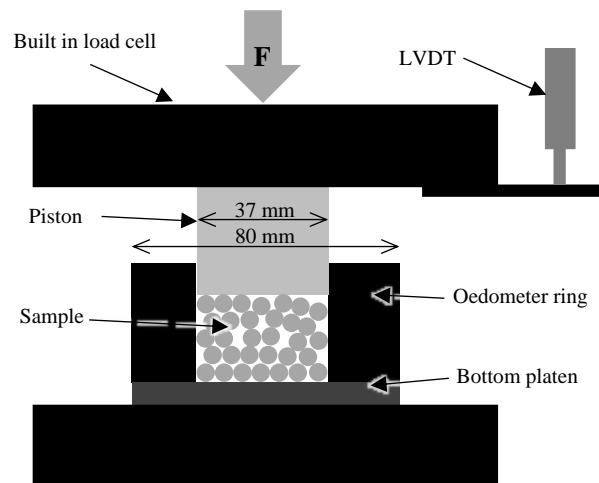


Figure 1. Schematic of 1D compression experiment.

As a final step, the samples were sieved again in order to plot the final PSD curve and to detect the differences from the initial grading for calculating relative breakage index. Table 2 summarises the experiments reported in this paper in terms of initial void ratio ' $e_i$ ', final void ratio ' $e_f$ ', applied vertical stress ' $\sigma_v$ ', Damage Level 'DL', Marsal's Breakage index ' $B_m$ ' and Einav's Breakage index ' $B_r$ '. More details and evolving PSD for each test can be found in Di Pasquale (2016).

## 3 RESULTS

The effect of fines content on initial void ratio of binary granular materials is shown in Fig. 2. This is compared with numerical and theoretical values reported in literature (Vallejo, 2001; de Frias Lopez *et al.* 2016). For high FC, there is a perfect match between different approaches. The minimum initial void ratio was achieved for FC=40%. For FC=0% and for the case of uniformly graded sample with  $3.4 < d < 4.0$ mm, there are some small discrepancies, which can be related to boundary effects (Marketos & Bolton, 2010; Nadimi & Fonseca, 2016). The decrease in void ratio ' $\Delta e = e_i - e_f$ ' for the different range of applied vertical stresses is reported in Fig. 3. Vertical stresses higher than 40MPa were only applied on samples with FC=0% and 100%. After initial increase in ' $\Delta e$ ', the experiments show very small changes for stresses between 40 to 250MPa. As mentioned in section 2.2, experiments with vertical stress lower than 40MPa were carried out using a strain controlled procedure. This means that the top platen was moved down in constant incremental displacements. Therefore, the force reaction in the top platen which comes from the force transmission between the individual grains can be recorded. When there are some rearrangement, damage or breakage, the reaction force suddenly drops. The amount of drop in load can be related to grain size and microstructural phenomena happening between the grains. Fig. 4 shows a schematic of drop in load. The first largest drop in load can be called the onset of breakage which is the start of yielding (Altuhaifi & Coop, 2011). Fig. 5 shows a typical load:displacement curve derived from a strain controlled 1D compression test. The drop in load before the onset of breakage can be related to asperity damage and local rearrangement. Later drops are related to the evolving grading and are not affected by initial fines content.

Table 2. Summary of experiments reported in this paper.

FC	$e_i$	$e_f$	$\sigma_v$	DL	$B_m$	$B_r$
100%	0.623	0.563	10.11	0	0.000	0.000
	0.615	0.493	20.46	D	0.001	0.000
	0.618	0.503	30.40	D	0.002	0.002
	0.610	0.400	40.62	D	0.002	0.002
	0.618	0.303	100.2	B	0.402	0.519
	0.619	0.287	150.2	B	0.498	0.605
	0.617	0.278	200	B	0.526	0.640
	0.610	0.249	250	B	0.558	0.663
80%	0.547	0.454	10.01	0	0.000	0.000
	0.544	0.399	20.10	D	0.000	0.000
	0.560	0.374	30.09	D	0.001	0.000
	0.539	0.339	40.12	D	0.006	0.000
60%	0.477	0.384	9.97	0	0.000	0.000
	0.460	0.343	20.04	D	0.004	0.004
	0.447	0.281	30.05	D	0.004	0.006
	0.459	0.236	40.08	B	0.014	0.017
40%	0.385	0.299	10.00	0	0.000	0.000
	0.385	0.248	20.09	D	0.004	0.001
	0.381	0.218	30.01	D	0.004	0.001
	0.385	0.177	40.05	B	0.016	0.009
20%	0.456	0.383	10.08	D	0.001	0.001
	0.437	0.323	20.11	D	0.003	0.002
	0.457	0.195	30.14	B	0.261	0.318
	0.460	0.126	40.06	B	0.299	0.385
0%	0.790	0.720	10.16	0	0.000	0.000
	0.748	0.660	20.10	D	0.003	0.032
	0.705	0.609	22.37	B	0.206	0.165
	0.739	0.522	27.67	B	0.137	0.186
	0.757	0.539	28.69	B	0.135	0.187
	0.755	0.270	53.01	B	0.618	0.693
	0.733	0.247	100	B	0.664	0.774
	0.707	0.191	150	B	0.789	0.957

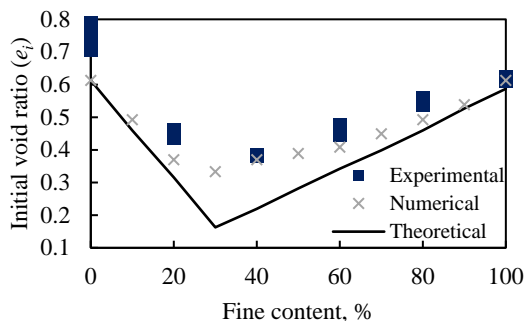


Figure 2. Effect of fines content (percentage by weight) on the void ratio for binary granular materials. Theoretical values and numerical values were converted from porosity reported by Vallejo (2001) and de Frias Lopez *et al.* (2016), respectively.

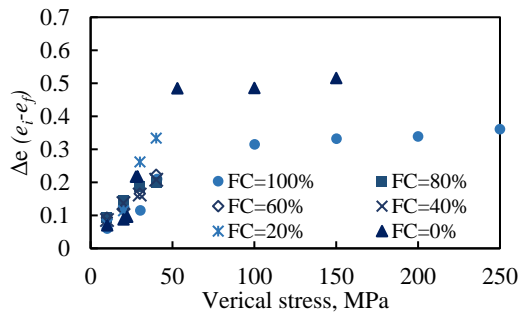


Figure 3. Change in void ratio versus applied vertical stress for different fines content.

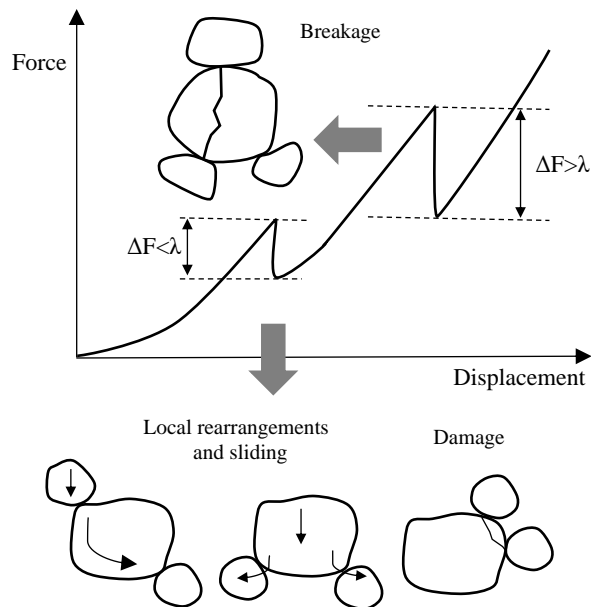


Figure 4. Schematic of drop in load caused inside a granular material under compression,  $\lambda$  is the threshold drop in load. (after Tsongui *et al.*, 1999).

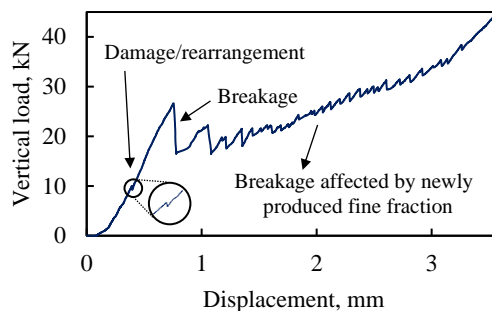


Figure 5. A typical load-displacement curve in the strain controlled test.

The drop in load corresponding to the onset of breakage for  $\sigma_v=30\text{MPa}$  and  $\sigma_v=40\text{MPa}$  against fines content is shown in Fig. 6. It can be seen that the trend changes between FC=20 and 40%, where lowest void ratio is observed (relating again to Fig. 2). It can be therefore noted that for a fines content between 0% and <40% the overall behaviour seems to be ‘coarse-dominant’, while for a fines content of 40% and beyond, it is ‘fine-dominant’.

For very high stress level, where the fine fraction is higher than the threshold value is produced through breakage, the response of the assembly is also fine-dominant. Fig. 7 shows a sample with initial FC=0% after applying 150MPa vertical stress. It is

interesting to see some intact grains at such high stress level. This is commonly called ‘cushioning effect’. By looking at conventional breakage index versus stress curve for reported strain controlled experiment shown in Fig. 8, the effect of FC on reducing  $B_m$  is clear.

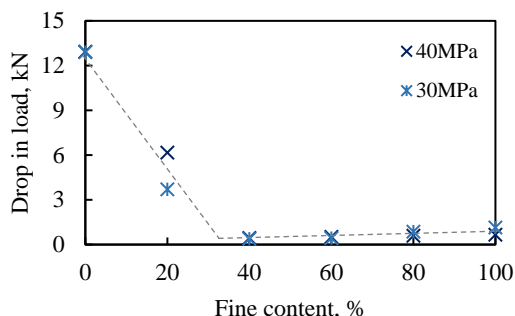


Figure 6. Drop in load versus fines content percentage.




Figure 7. Cushioning effect on a sample with FC=0% tested under 150 MPa vertical stress.

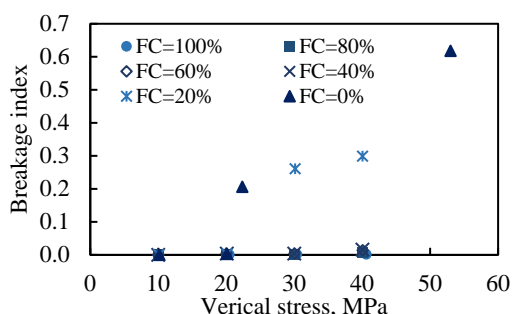


Figure 8. Marsal breakage index versus the stress level for all fines content percentage.

#### 4 CONCLUSION

This study shows the potential of strain controlled testing to provide further insights into the fabric evolution of granular materials undergoing grain breakage. When compared to conventional load controlled testing, the force-displacement curve obtained during strain controlled tests provides a better correlation between the macroscopic response and the grain scale phenomena. The role of fines content on the overall behaviour of the sample has been examined. The main finding was that for a fines content between 0% and <40% the overall behaviour was “coarse-dominant”, while for a fines content of 40% and beyond, it was “fine-dominant”. Therefore, for a system with fines content smaller than threshold (<40%), the fine grains do not actively participate in the strong force transmission. When such a system evolves up to the threshold value through breakage and new fragmentation, the fine fraction governs the whole behaviour. This is important in particular for the design of

embankment dam. Recent numerical simulations by de Frias Lopez *et al.* (2016), Minh & Cheng (2016) and Shire *et al.* (2016) also support our findings.

#### 5 ACKNOWLEDGEMENTS

The authors would like to thank Prof. Gioacchino Viggiani for giving the opportunity to the second author to conduct research at City, University of London. The first author also acknowledges City, University of London for his doctoral scholarship.

#### 6 REFERENCES

Altuhafi, F. N. and Coop, M. R. 2011. Changes to particle characteristics associated with the compression of sands. *Géotechnique* 61(6): 459-471.

BS 1377:1990, Methods of test for soils for civil engineering purposes.

Cavarretta, I. 2009. The influence of particle characteristics on the engineering behaviour of granular materials. *PhD Thesis*, Imperial College London.

Coop, M.R. 1990. The mechanics of un-cemented carbonate sands. *Géotechnique* 40(4): 607-626.

Coop, M. R., Sorensen, K. K., Freitas, T. B., and Georgoutsos, G., 2004. Particle breakage during shearing of a carbonate sand. *Géotechnique* 54(3):157-163.

de Frias Lopez, R., Silfwerbrand, J., Jelagin, D. and Birgisson, B. 2016. *Géotechnique* 66(7): 578-583.

Di Pasquale, L., 2016. Particle breakage of granular material in 1D compression. *MSc Thesis*, Université Grenoble Alpes.

Einav, I., 2007. Breakage mechanics - Part I: Theory. *Journal of the Mechanics and Physics of Solids* 55(6):1274-1297.

Fonseca, J., O’Sullivan, C., Coop, M. R., & Lee, P. D. 2013. Quantifying the evolution of soil fabric during shearing using scalar parameters. *Géotechnique* 63 (10): 818-829.

Hardin, B. O., 1985. Crushing of soil particles. *Journal of Geotechnical Engineering* 111(10):1177-1192.

Marketos, G. and Bolton, M.D. 2010. Flat boundaries and their effect on sand testing. *Int. J. Numer. Anal. Meth. Geomech.* 34, 821–837.

Marsal, R. J. 1967. Large scale testing of rockfill materials. *Journal of Soils Mechanics and Foundation Division* 93(2): 27-44.

McDowell, G. R. and Bolton, M. D. 1998. On the micro mechanics of crushable aggregates. *Géotechnique* 48(5): 667-679.

Mesri, G. and Vardhanabhuti, B. 2009. Compression of granular materials. *Canadian Geotechnical Journal* 46(4): 369-392.

Minh, N. H. and Cheng, Y. P. 2016. On the contact force distributions of granular mixtures under 1d-compression. *Granular Matter* 18(18): 1-12.

Nadimi, S. and Fonseca, J. 2016. Enhancing soil sample preparation by thermal cycling. *Géotechnique*. DOI: 10.1680/jgeot.15.T.033.

Nadimi, S. and Fonseca, J. 2017. On the tensile strength of soil grains in Hertzian response. 8<sup>th</sup> International conference on micromechanics of granular media, *Powders & Grains*, Montpellier, France.

Shire, T., O’Sullivan, C. and Hanley, K. J. 2016. The influence of fine content and size-ratio on the micro-scale properties of dense bimodal materials. *Granular Matter* 18:52.

Tsongui, O., Vallet, D., and Charmet, J. 1999. Numerical model of crushing of grains inside twodimensional granular materials. *Powder Technology* 105: 190-198.

Vallejo, L.E., 2001. Interpretation of the limits in shear strength in binary granular mixtures. *Can. Geotech. J.* 38(5): 1097-1104.

Vilhar, G., Jovicic, V., and Coop, M. R. 2013. The role of particle breakage in the mechanics of a non-plastic silty sand. *Soils and Foundations* 53(1): 91-104.

Wood, D.M., 2006. Geomaterials with changing grading: a route towards modelling. In: International Symposium on Geomechanics Geotechnical Particulate Media. *IS-Yamaguchi*, 12–14 September 2006, Ube, Japan, pp. 313–316.

Yan, W. M. and Shi, Y., 2014. Evolution of grain grading and characteristics in repeatedly reconstituted assemblages subject to one-dimensional compression. *Géotechnique Letters* 4(3): 223-229.

Zhang, S., Tong, C., Li, X., and Sheng, D., 2015. A new method for studying the evolution of particle breakage. *Géotechnique* 65(11): 911-922.