



City Research Online

City St George's, University of London

Citation: Freeman, E. D. (2018). Sounds From Silent Motion: Survey Supports Sensory Disinhibition. Poster presented at the AVA Christmas Meeting, 10 December 2018, Birkbeck, University of London.

This is the published version of the paper.

This version of the publication may differ from the final published version. To cite this item please consult the publisher's version.

Permanent repository link: <https://openaccess.city.ac.uk/id/eprint/22157/>

Copyright and Reuse: Copyright and Moral Rights remain with the author(s) and/or copyright holders. Copies of full items can be used for personal research or study, educational, or not-for-profit purposes without prior permission or charge, unless otherwise indicated, provided that the authors, title and full bibliographic details are credited, a hyperlink and/or URL is given for the original metadata page and the content is not changed in any way. For full details of reuse please refer to [City Research Online policy](#).



City Research Online

City, University of London Institutional Repository

Citation: Freeman, E. D. ORCID: 0000-0001-7234-824X (2019). Sounds From Silent Motion: Survey Supports Sensory Disinhibition. Poster presented at the UNSPECIFIED.

This is the published version of the paper.

This version of the publication may differ from the final published version.

Permanent repository link: <http://openaccess.city.ac.uk/21941/>

Link to published version:

Copyright and reuse: City Research Online aims to make research outputs of City, University of London available to a wider audience. Copyright and Moral Rights remain with the author(s) and/or copyright holders. URLs from City Research Online may be freely distributed and linked to.

City Research Online:

<http://openaccess.city.ac.uk/>

publications@city.ac.uk

Sounds from silent motion

Survey supports sensory disinhibition



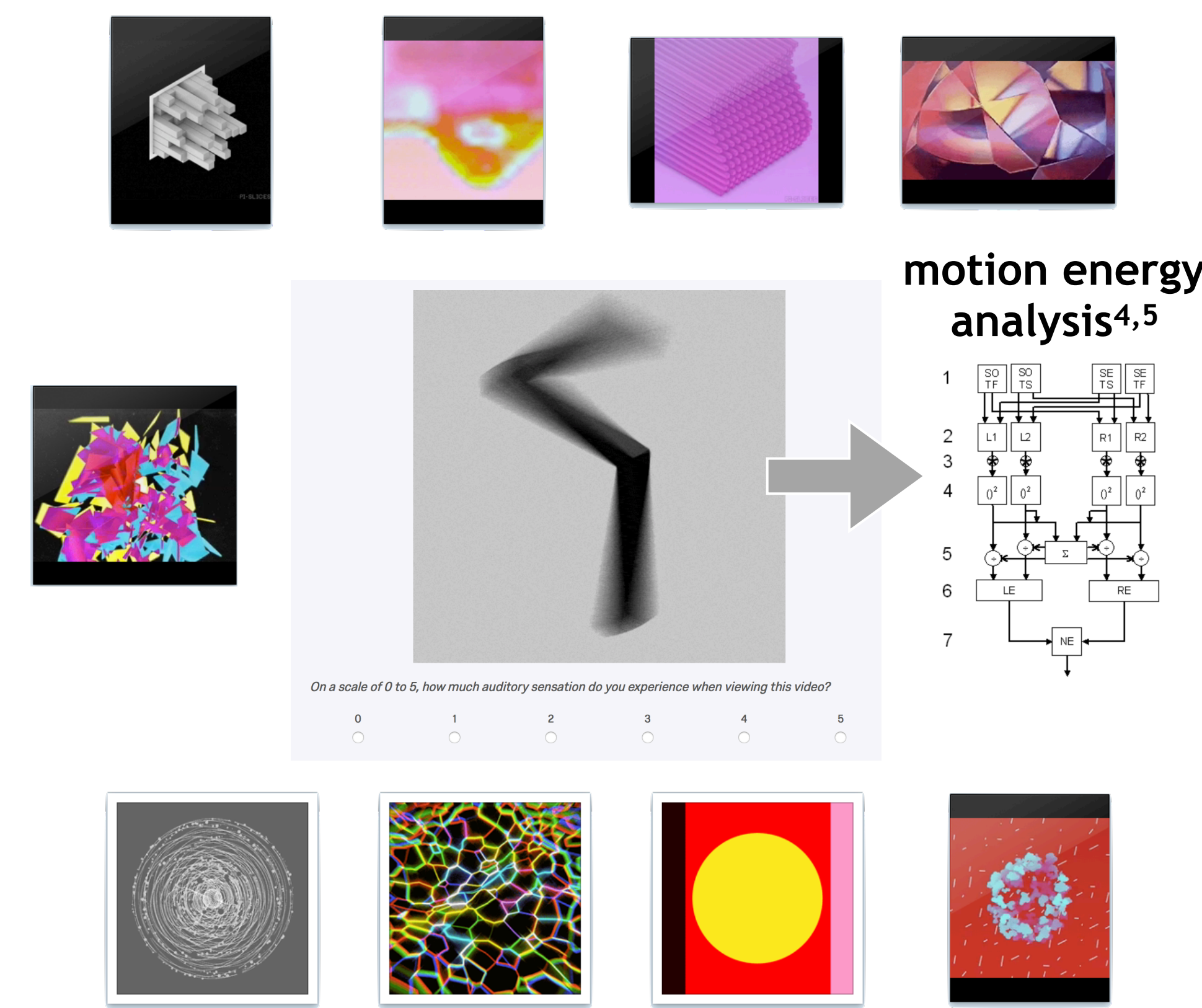
Background / Questions

- Some people 'hear' what they see: flashing displays, people walking, any movement
- We call this the **visual-evoked auditory response** or '**visual ear synaesthesia**' (vEAR)^{1,2}
 - Can auditory sensation be evoked by raw motion energy (ME), rather than by learned expectations?
 - What traits are associated with vEAR?
 - Is cortical excitability/disinhibition a possible mechanism? ³

On-line video rating survey

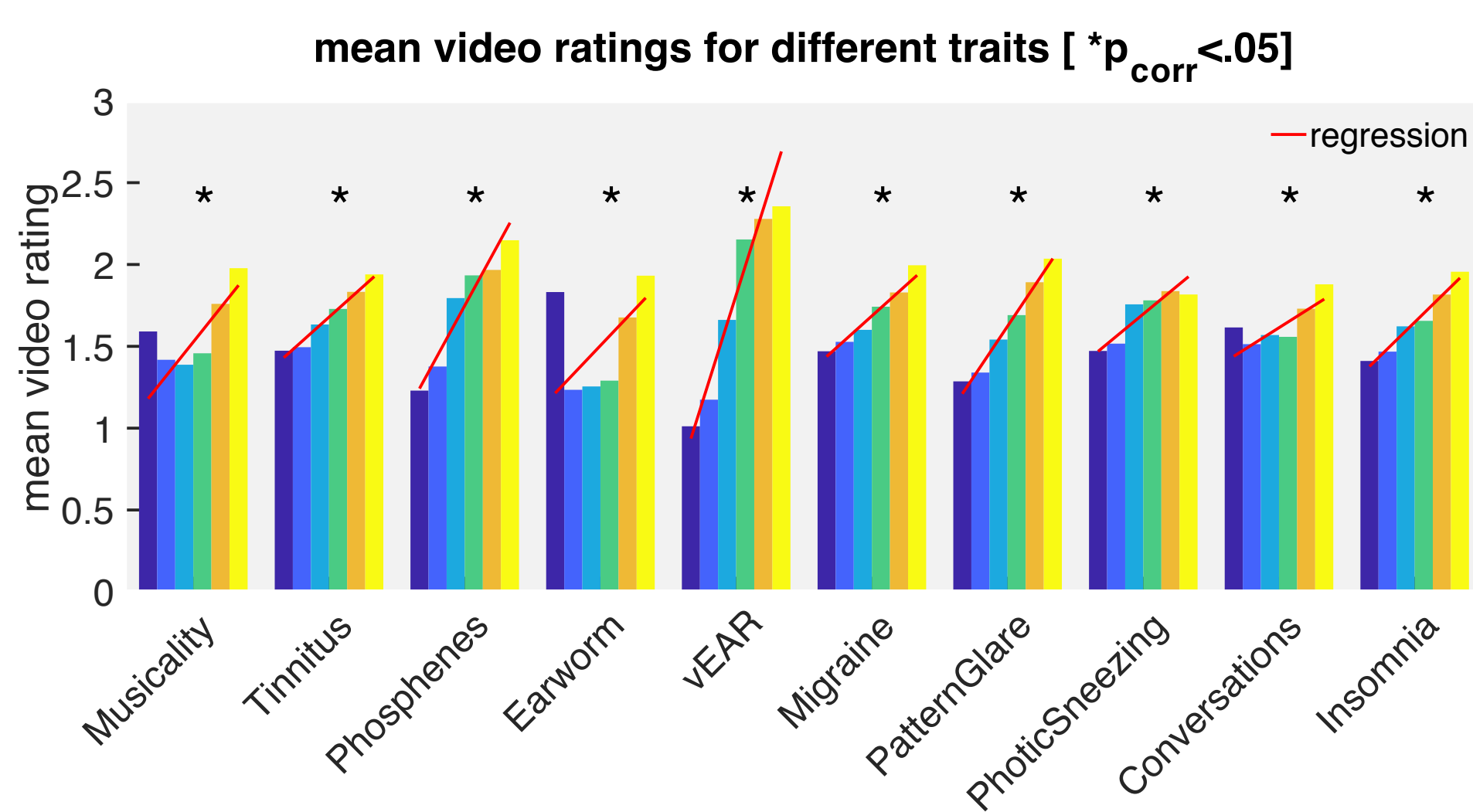
- tinyurl.com/vEARsurveyNS
- >7000 worldwide participants followed link to our survey from popular press
- 20 short silent videos, looping:
 - "How much auditory sensation do you experience when viewing this video?" [0 to 5]
 - Motion energy (ME) analysis of videos ^{4,5}
 - Trait questions, self-assessed, randomly reverse-coded
 - e.g. self-rated vEAR, musicality, auditory-evoked visual phosphenes, earworms (involuntary musical imagery), tendency to suffer migraines, pattern glare, difficulty following conversations in noisy backgrounds

Abstract videos -> ME analysis



Video rating associated with all tested traits


- Stronger traits, higher video ratings



- 'Yea-saying' bias? Unlikely given reverse-coding

Surround suppression test

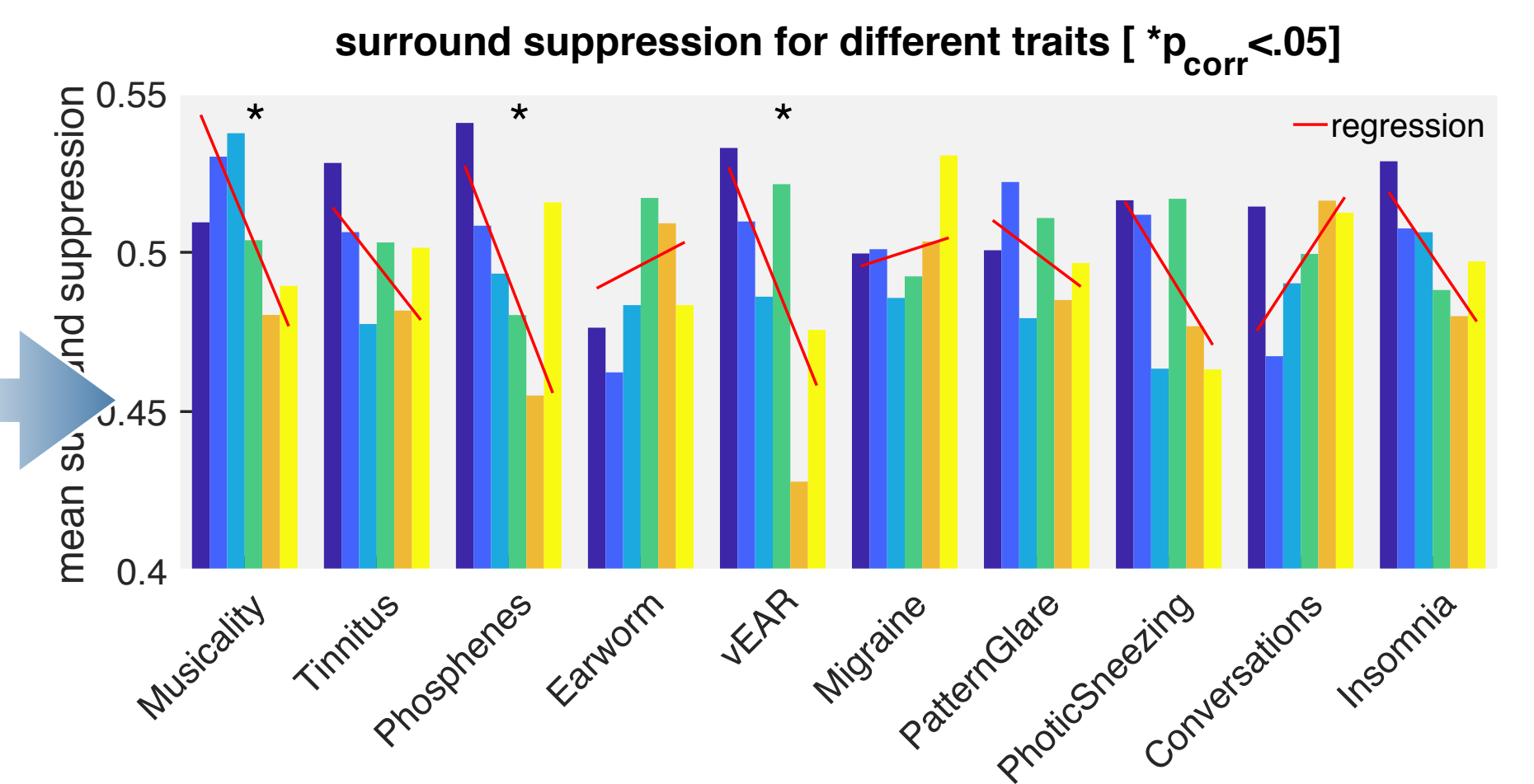
- Contrast matching of centre with Collinear vs Orthogonal surround ⁵; 14 randomised trials



- Contrast suppression points to inhibition in visual cortex ⁶

Diverse traits associated with reduced surround suppression

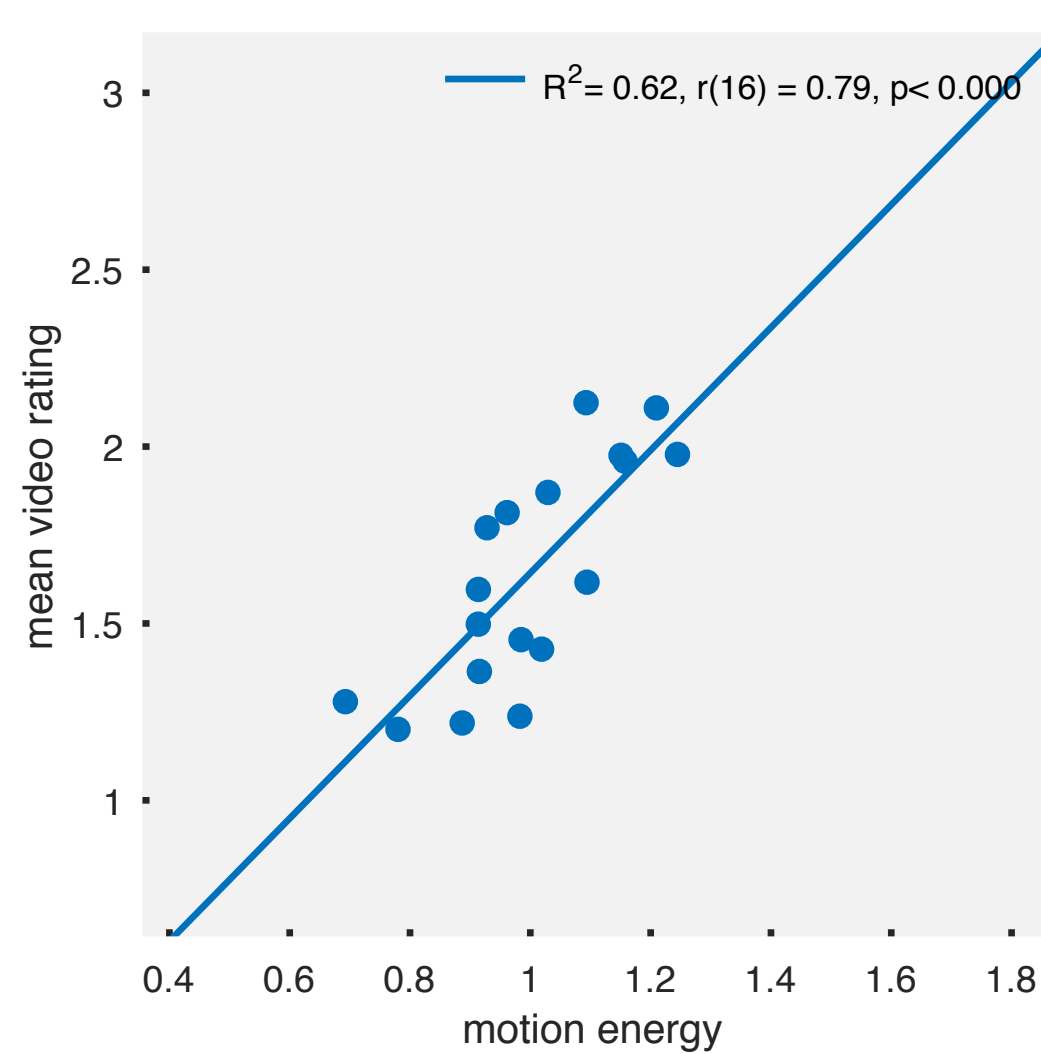
- Musicality, auditory-evoked phosphenes, self-assessed vEAR



- Disinhibition may link these phenomena

Video ratings correlate with video motion energy (ME)

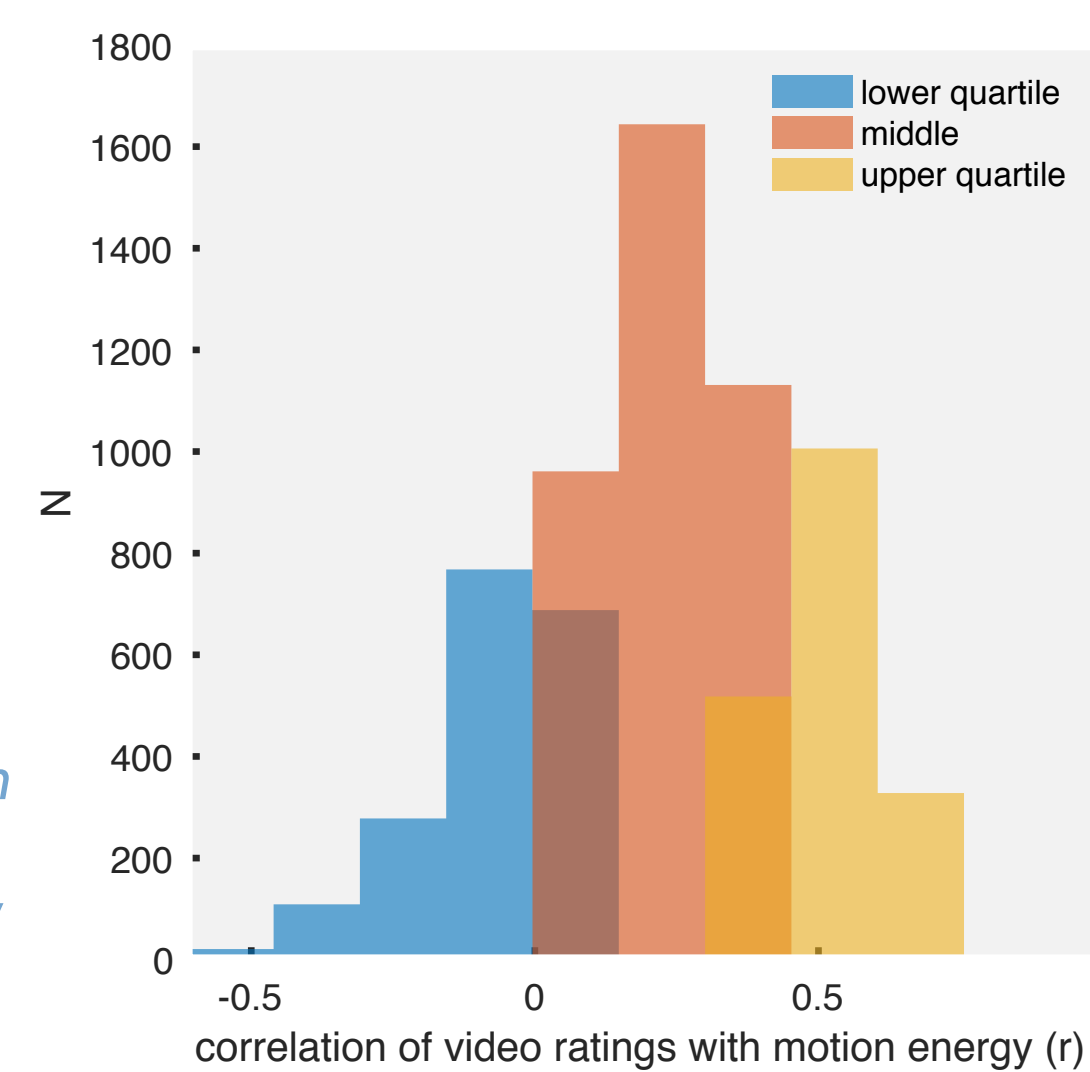
- Videos with higher motion energy get higher ratings on average



- Supports relatively direct pre-cognitive route from visual motion to audition

Grouping people by ME sensitivity

- Correlation of video ratings to ME varies between individuals

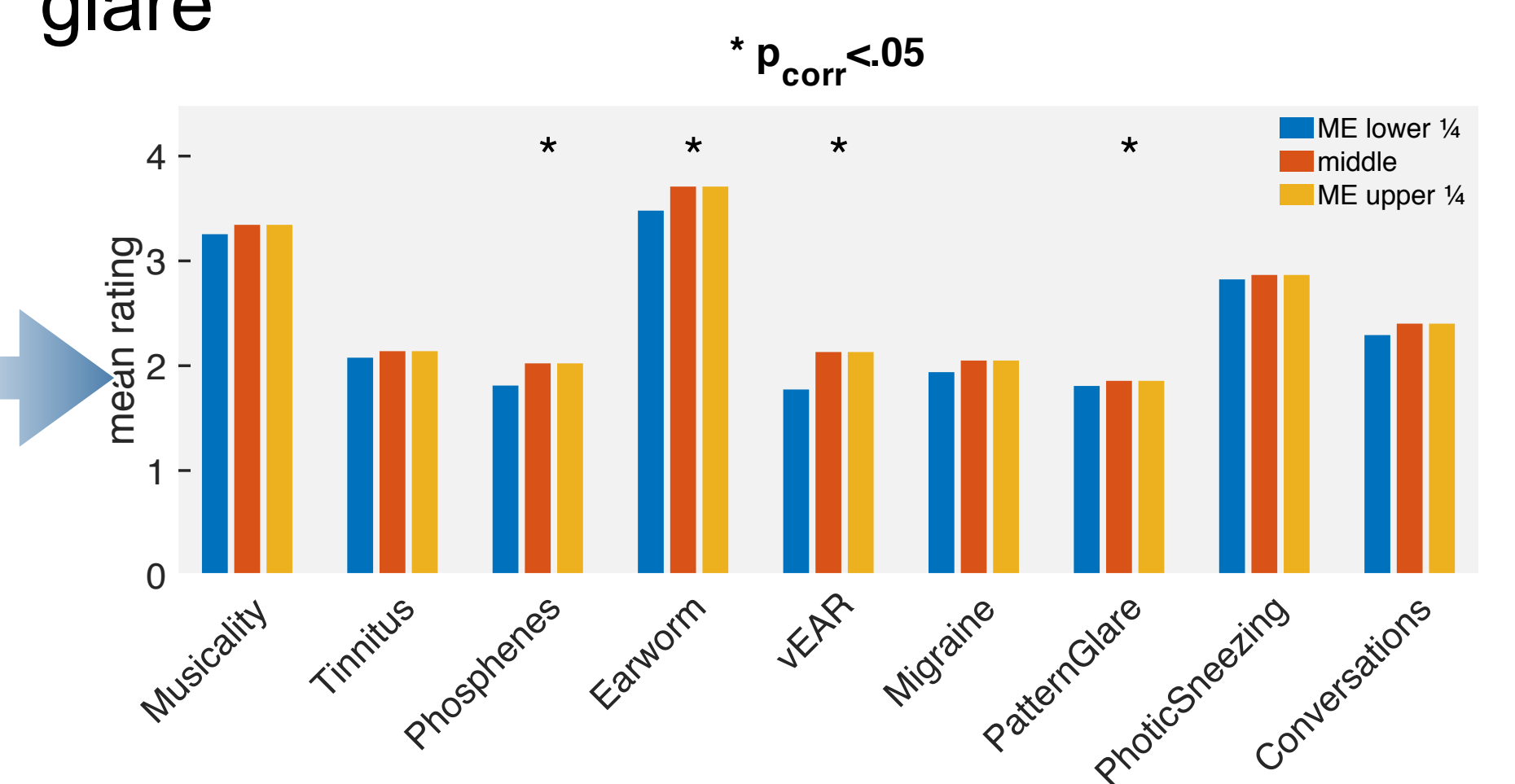


People whose ratings do not correlate much with video motion energy

People whose ratings correlate strongly with video motion energy

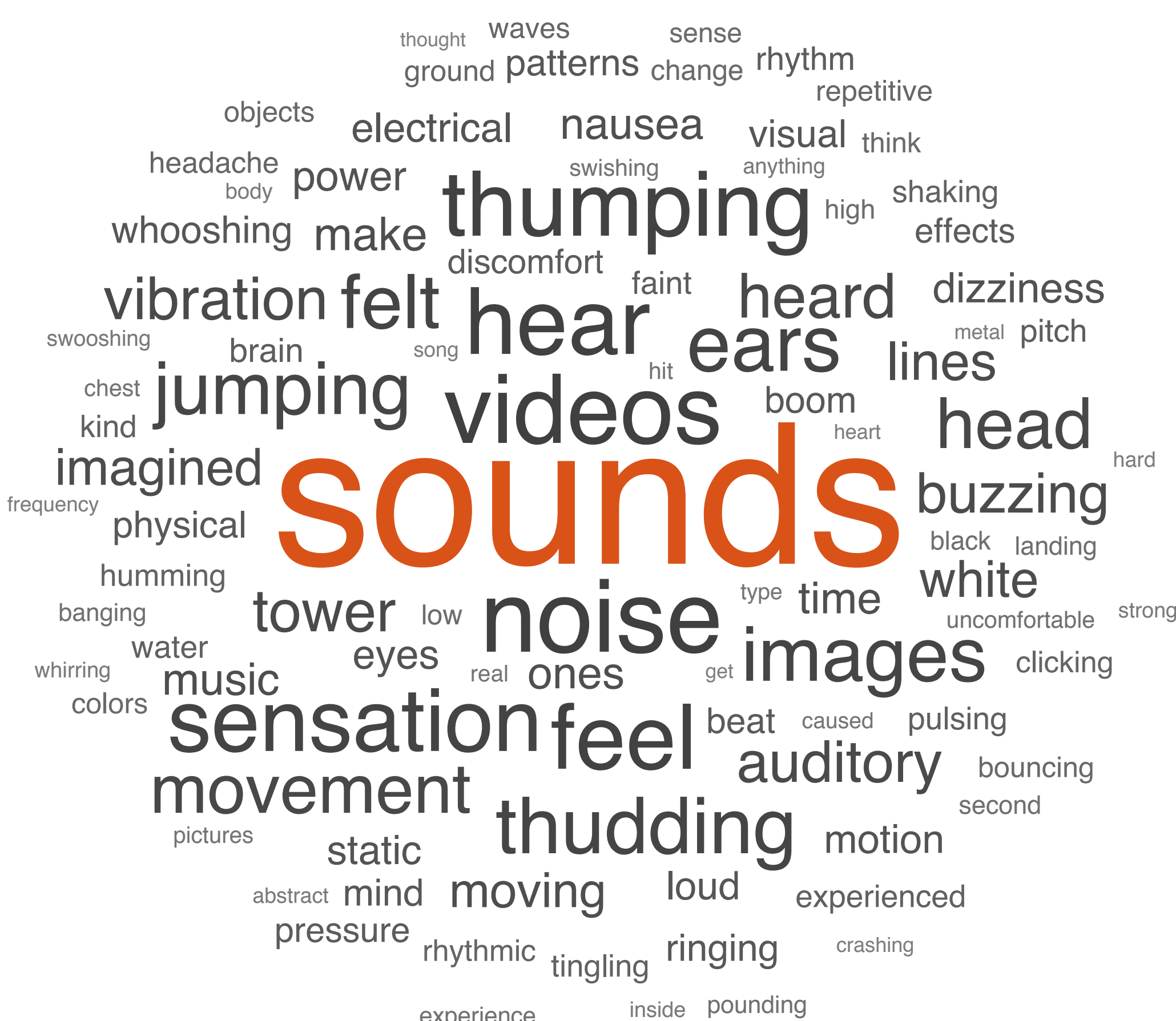
Sensitivity to motion energy predicts specific traits

- ME sensitivity predicts vEAR, auditory-evoked phosphenes, earworms and pattern glare

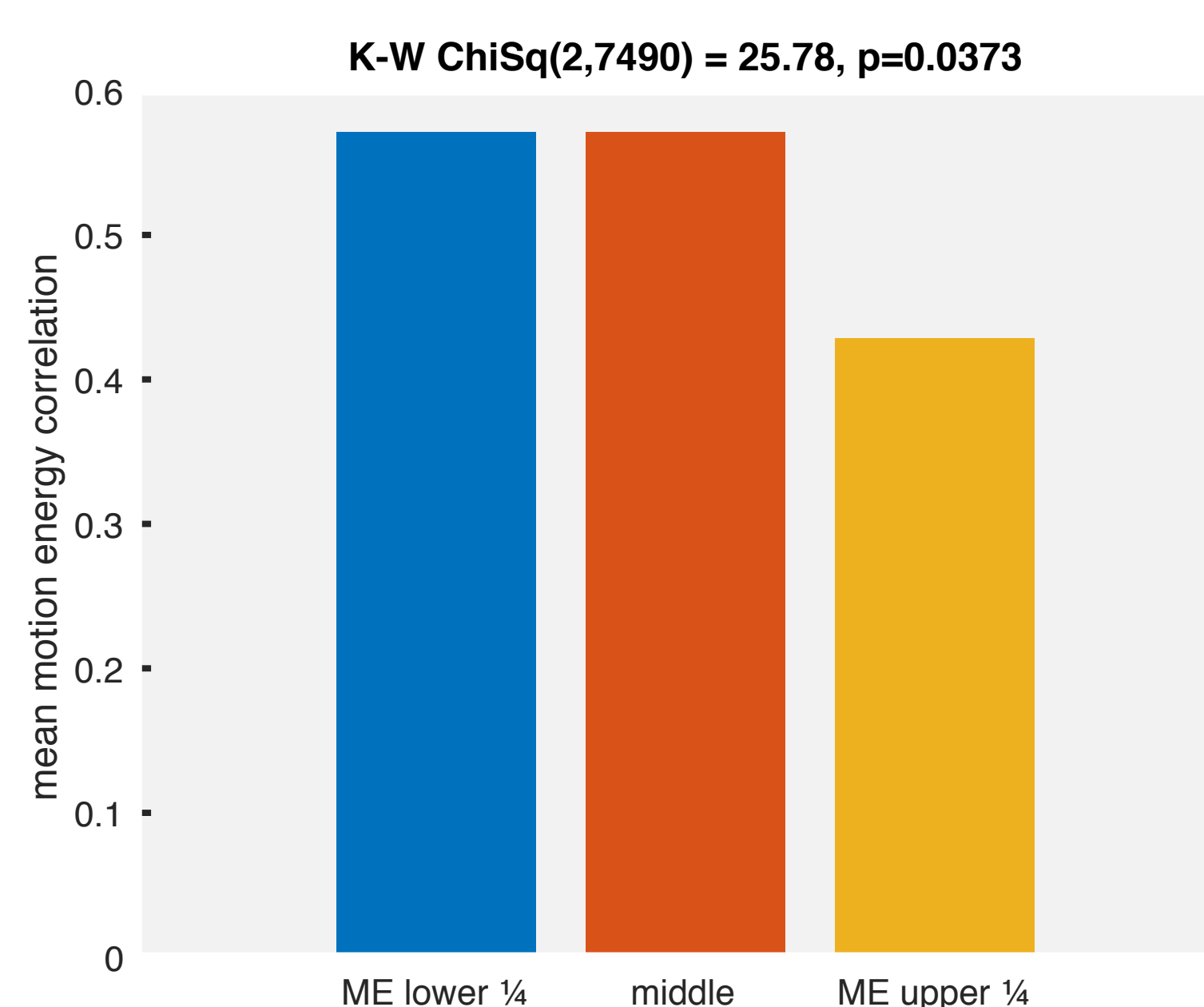


- These phenomena may be related to increased cortical excitability / disinhibition ^{7,8}

Free-text descriptions of videos



ME sensitivity predicts less surround suppression



- Supports reduced inhibition in vEAR

Conclusions

- vEAR is evoked by abstract videos with high motion energy.
 - independent of prior audiovisual associations
 - Bypasses semantics and controlled imagery
 - **Direct crosstalk from vision to audition**
- Visual-ear synaesthesia (vEAR) correlates with diverse sensory phenomena
 - auditory-evoked phosphenes, earworms and pattern glare
 - reduced surround suppression in vEAR points to sensory disinhibition
 - **Supports disinhibition theory of synaesthesia and related phenomena ¹**

1. Fassnidge, C. J., Cecconi Marcotti, C., & Freeman, E. D. (2017). A deafening flash! Visual interference of auditory signal detection. *Consciousness and Cognition*, 49, 15–24.
 2. Fassnidge, C. J., & Freeman, E. D. (2018). Sounds from seeing silent motion: Who hears them, and what looks loudest? *Cortex*, 103, 130–141.
 3. Grossenbacher, P. G., & Lovelace, C. T. (2001). Mechanisms of synesthesia: cognitive and physiological constraints. *Trends in Cognitive Sciences*, 5(1), 36–41.
 4. Mather, G. (2013). Matlab implementation of the Adelson-Bergen motion energy sensor. <http://www.georgemather.com/Model.html>
 5. Adelson, E. H., & Bergen, J. R. (1985). Spatiotemporal energy models for the perception of motion. *JOSA A*, 2(2), 284–299.
 6. Dakin, S., Carlin, P., & Hemsley, D. (2005). Weak suppression of visual context in chronic schizophrenia. *Current Biology*, 15(20), 822–824.
 7. Convento, S., Vallar, G., Galantini, C., & Bolognini, N. (2013). Neuro modulation of Early Multisensory Interactions in the Visual Cortex. *J Cog Neurosci*, 685–696.
 8. Wilkins, A., Nimmo-smith, I., Tait, A., Mcmanus, C., Sala, S. Della, Tiley, A., ... Scott, S. (1984). A neurological basis for visual discomfort. *Brain*, 107(4), 989–1017.