



## City Research Online

### City, University of London Institutional Repository

---

**Citation:** Jackson, J., Bradford, B., Hohl, K. and Farrall, S. (2009). Does the fear of crime erode public confidence in policing?. *Policing: A Journal of Policy and Practice*, 3(1), pp. 100-111. doi: 10.1093/police/pan079

This is the accepted version of the paper.

This version of the publication may differ from the final published version.

---

**Permanent repository link:** <http://openaccess.city.ac.uk/5929/>

**Link to published version:** <http://dx.doi.org/10.1093/police/pan079>

**Copyright and reuse:** City Research Online aims to make research outputs of City, University of London available to a wider audience. Copyright and Moral Rights remain with the author(s) and/or copyright holders. URLs from City Research Online may be freely distributed and linked to.

---

City Research Online:

<http://openaccess.city.ac.uk/>

[publications@city.ac.uk](mailto:publications@city.ac.uk)

---

**Title: Does the fear of crime erode public confidence in policing?**

Jonathan Jackson\*, Methodology Institute and Mannheim Centre for Criminology, LSE  
Ben Bradford, Methodology Institute, LSE  
Katrin Hohl, Methodology Institute, LSE  
Stephen Farrall, School of Law, University of Sheffield.

**Running Head: Does the fear of crime erode public confidence in policing?**

\* Jonathan Jackson, Lecturer in Research Methodology, Methodology Institute, LSE, Houghton Street, London WC2A 2AE, United Kingdom, Tel: 0044 207 955 7652, Email: j.p.jackson@lse.ac.uk

## **Does the fear of crime erode public confidence in policing?**

### **Abstract**

This paper examines the relationship between public confidence in policing and public perceptions of crime, disorder and social cohesion. Combining data from ten sweeps of the British Crime Survey, our analysis shows that public confidence is based less on instrumental concerns about crime and more on expressive concerns about neighbourhood stability and breakdown. Therefore, confidence is driven not by fear of crime but by lay concerns about disorder, cohesion and informal social control. Members of the public look to the police as old-fashioned representatives of community values and norms – as symbols of moral authority who address everyday problems and strengthen social order. To increase public confidence and decrease the fear of crime, the police need to re-engage as an active part of the community and represent and defend community values, norms and morals. However we conclude by questioning whether a pervasive (Loader 2006) police response to problems of low level social disorder is either fully achievable or fully desirable. The causes of public anxiety about disorder may themselves run deeper than a policing response can (or should) reach.

**Key words:** Public confidence in policing; fear of crime; disorder; social cohesion.

**Word count (main text, including footnotes, excluding references):** 5,601

The primary job of the police is to deal with crime: the ethos, image and mythology of the police are all built around an institution comprised of ‘thief-takers’ and ‘crime-stoppers’ (Reiner, 2000). Yet as Bittner noted, the remit of the police actually runs far beyond crime, extending to any situation in which the use of non-negotiable coercion is required: the police are charged with dealing with situations where ‘something-that-ought-not-to-be-happening-and-about-which-someone-had-better-do-something-now!’ is occurring (Bittner, 2005: 161).

When it comes to locating the sources of public confidence in the police, there is a tension between two conceptions of what the public think that the police should be doing. One is grounded in a deeply rooted perception that the job of the police is primarily to reduce crime and provide safety. According to this perspective, people judge the police chiefly in terms of crime-rates, perceived chances of victimisation, fear of crime, and so forth. This ‘instrumental’ model holds that personal worries about falling victim of crime drive confidence in the police.

The second conception is based on the idea that the public perceive a more wide-ranging role for the police. Two recent UK-based studies have shown that public confidence in policing is rooted in lay evaluations of social order, cohesion, trust, and moral consensus (Jackson & Sunshine, 2007; Jackson & Bradford, 2008).<sup>1</sup> Such findings suggest that people look to the police to defend community values and moral structures, especially when they believe these structures to be under threat. A more ‘expressive’ model stands in contrast to the instrumental model, holding that confidence in policing is rooted not in fear of crime, nor in perceptions of risk, but in more symbolic yet ‘day-to-day’ concerns about neighbourhood cohesion and collective efficacy. In essence, low confidence in policing expresses not just an unfavourable assessment of police activities, but also an unfavourable assessment of the strength of local community ties and bonds. Put another way, people hold the police to account for local issues such as young people hanging around and the feeling that local community members have lost control over their neighbourhood.

Understanding the ways in which people form judgements about the British police has become increasingly important in practitioner, policy and academic circles.<sup>2</sup> Issues of confidence and legitimacy are keenly felt in a country where ‘policing by consent’ has long been the ideal. And whatever the ups and downs of police-community relations, there is much to suggest that people obey laws and cooperate with authorities when they see laws as legitimate and authorities as entitled to be obeyed. Such legitimacy promotes self-regulation – a more effective way of achieving compliance with the law than coercion – and encourages people to report crimes, provide information, and do all the other things which the criminal justice system relies on in order to function effectively.

At present, policies addressing confidence in policing – such as the National Reassurance Policing Programme – are strongly linked to the ‘reassurance gap’ (crime is falling but this appears to have had little impact on confidence), to a public ever-vocal in their demands for greater visibility and accessibility, and to a strident mass media and populist punitive politics. Such policies recognise that ideas about the police are influenced by more than the local or national crime rate. Attempts are being made to improve public confidence and reduce fear of crime by moving away from narrow crime targets to deal with broader concerns about disorder and public incivility, as well as address issues of police visibility and community relationships. It is against this backdrop that we consider some of the processes underpinning public confidence in policing.

---

<sup>1</sup> For comments on disorder and public confidence in policing in the US, see: Jesilow & Meyer, 1995; Cao *et al.*, 1996; Reisig & Parks, 2000; Maxson *et al.*, 2003; Yili *et al.*, 2005; and Sprott & Doob, 2008.

<sup>2</sup> There are many other factors that plausibly influence public trust and confidence in the police. In addition to public concerns about crime, disorder and cohesion, these include: mass media coverage; knowledge and awareness of police activity (primarily through police visibility and accessibility); concrete public encounters with the police; broader social change (decreasing deference to authority, declining trust in social institutions); and high-profile scandals and tensions between the public and the police.

### **Explaining trends and trajectories in public confidence in policing**

Since 1982 the British Crime Survey (BCS) has asked respondents: 'How good or bad a job do you think the local police are doing?' Time-series data from 1984 to 2005/06 suggest a decline in confidence over the years, albeit with a recent stabilisation (Figure 1).<sup>3</sup> The 1980s and early 1990s saw a clear increase in public *dissatisfaction* with local policing. In 1984, 11 per cent of respondents reported that the local police were doing either a 'fairly' or 'very' poor job. By 1988 this figure was 16 per cent, and by 1994 it was 20 per cent. Rates of dissatisfaction increased again at the turn of the millennium, to reach 25 per cent in 2001/02. Since then dissatisfaction appears to have fallen somewhat, although direct comparisons are rendered difficult by the change in the question format. There is also some evidence of an increase in *satisfaction* in recent years, although the most recent 2006/07 BCS data suggest that the proportion of people saying their local police did a good or excellent job was unchanged from 2005/06, at 51 per cent (Nicholas & Flatley, 2008). Overall, however, since 1984 England and Wales has seen a decrease in public confidence in policing, with most of the decline happening in the 1980s and the rest of the fall occurring in the late-1990s and early 2000s.

#### FIGURE 1 ABOUT HERE

A range of explanations for a long-term decline has been proposed (e.g. Loader & Mulcahy, 2003; Hough, 2003; Reiner, 2000). First, the past few decades have seen massive changes in society. During the 1970s and early 1980s – and in the context of soaring inflation, rising unemployment, and increasing levels of industrial and social conflict – the police were often called upon at particular moments of discord; tense and troubled relations often developed between the police and particular communities. Second, the police service itself has changed from a parochial and local set of forces to a complex bureaucratic organisation; the public may see the police as less visible and accessible than they once were (Fitzgerald *et al.*, 2002; Hough, 2003, 2007). Third, well-publicised cases of corruption, abuse of rights and other scandals have damaged the reputation of the police (Reiner, 2000; Loader & Mulcahy, 2003). Finally, crime in England and Wales increased from the 1950s onwards (although it has fallen since the mid 1990s). Crime has moved from a problem that mainly afflicted the poor to a daily consideration for many people (Garland, 2001).

### **Instrumental and expressive perspectives in public confidence in policing**

Increasing levels of direct and indirect experience, the mass media raising the salience of crime and thereby 'institutionalising' public concern, and the growing visibility of signs of crime in the form of physical incivilities, such as vandalism, and social incivilities – all these factors helped bring an awareness of crime into people's everyday lives. In the circumstances of increased crime and increased visibility of crime and disorder, confidence in the police seems almost bound to suffer.

Consistent with this, it is often assumed that a key influence on confidence in policing is public judgement on the severity of the crime problem, as well as public anxieties about victimisation. The expectation here is that confidence suffers when people are worried about falling victim to crime: people look to the police for protection; fear of crime leads them to judge the police as ineffective and failing to fulfil its most basic purpose. Following Tyler & Boeckmann (1997), we use the term 'instrumental' to describe this idea – not because other orientations toward the police may not be instrumental in character – but because it suggests a straightforward relationship between an idea of the police role, perceptions of performance, and public confidence.

---

<sup>3</sup> However, a question with revised response categories was introduced in 2003/04, and the old question was dropped from 2004/05 onwards, meaning that data from later years are not directly comparable with those from earlier periods.

How might this 'instrumental' perspective on public opinion help us explain recent patterns in crime and public confidence? Crime has certainly been falling for over a decade with little comparable uplift in confidence. People are generally unrealistic about the extent of crime – perhaps no surprise given sensational mass media coverage, shrill political rhetoric, and little public faith in official statistics. According to the instrumental perspective, it is the erroneous sense of the crime problem that leads to an inflated sense of fear that then erodes confidence. The subsequent effect of fear of crime on public confidence in policing may mean that – in the end – the police are judged on the basis of ill-informed anxieties about crime and risk: confidence in policing may therefore suffer because the public does not 'feel' any improvements in crime.

If it is indeed fear of crime that has driven the decline in public confidence in policing over the past decade, one would expect a rise in fear of crime of that period of time. Yet trends in fear of crime and beliefs about crime actually depart from the recent trends in confidence. Relying again on the BCS, Figure 2 shows changes in levels of crime, public confidence in policing, lay beliefs about crime, and fear of crime over the past decade, all indexed at 1994 levels. The percentage of respondents who think crime has risen over the past two years has in fact decreased, mirroring the fall in crime. Strikingly, fear of crime also improved while confidence deteriorated. Thus the explanation for recent changes in public confidence in the effectiveness of the police seems to be something other than mere mistaken belief and public fears of victimisation.

#### FIGURE 2 ABOUT HERE

In fact Figure 2 suggests a quite different stimulus for changes in public confidence. With anti-social behaviour featuring prominently on the policy agenda, it may be that it is public concern about incivilities which is paramount. Crucially, judgement of disorder is the one aspect of public opinion that has echoed changing levels of public confidence in policing over the last decade. Lay concern about disorder increased – and confidence fell – between 1998 and 2002/03. Similarly, disorder concerns fell and confidence increased between 2002/03 and 2003/04. Disorder – teenagers hanging around, litter, vandalism and graffiti – may indeed be an important driver of public confidence in policing.

However Figure 2 can only hint at likely explanations. To pursue this properly we need a more systematic approach, we need high-quality data, and we need a theoretical framework to guide the analysis and interpretation. To this end, we next assess whether it is that satisfaction with the police is influenced more by concerns about disorder than by beliefs about crime or the fear of crime.

#### An expressive perspective on public confidence in the police?

The idea of a symbolic or expressive orientation toward policing is rooted in the moral significance of rule-breaking behaviour (Tyler & Boeckmann, 1997; Jackson & Sunshine, 2007). This approach suggests that rule-breaking is an affront to shared values and norms, and that people base their opinion of the police not on whether they fear for their own safety or their sense of the crime problem, but on the extent to which they believe the police are addressing the moral consequences of rule-breaking behaviour. Crucially, such concerns are intimately bound up with ideas about social cohesion, community effectiveness, and local disorder (Jackson & Bradford, 2008).

The expressive perspective proposes that the police are viewed as representatives and guardians of the community. Individuals look to the police to strengthen moral structures. It follows that when signs of social breakdown are evident, the police will be judged accordingly, beyond and despite what is happening to crime. '[The] police are not just the simple protectors of the community, they are constantly and actively engaged in the construction and reconstruction of the *moral* and *social order*' (Lofthouse, 1996: 44, emphasis added).

According to this perspective, more day-to-day concerns over anti-social behaviour, disorder and incivilities, signs of low community cohesion, and declines in moral authority

move toward the foreground of public confidence in policing. In part this is because these things loom larger in most people's lives than do more serious crimes. People look on the police less as super-cops roaring past in patrol cars to the scene of a bank robbery and more as old-fashioned representatives of community values and norms – symbols of moral authority – there to address more everyday problems. Might it be that the public are actually more in tune with – and place value on – the reality of police work as defined by Bittner?

This expressive perspective already finds support in work from the US (Tyler & Boeckmann, 1997; cf Cao *et al.*, 1996; Reisig & Parks, 2000; Sprott & Doob, 2008) and the UK (Jackson, 2004, Jackson & Sunshine, 2007, Jackson *et al.*, 2007; Jackson & Bradford, 2008). These studies suggest that when the right-wing press highlights ASB, 'youths hanging around,' and public drunkenness, it touches a public nerve which links anxieties about the pace and direction of social change to more local worries about neighbourhood disorder and cohesion (as distinct from anxieties about crime). Further research suggests that public confidence in policing is less about the effectiveness of police services and more about both procedural fairness and identification with group values (Tyler, 1990, Tyler and Huo, 2002, Sunshine & Tyler, 2003a, 2003b, Reisig *et al.*, 2007).

A New Public Management agenda which prioritises the setting and meeting of crime-related targets overlooks these issues (Hough, 2007). A 'target culture' may exacerbate public concerns about an inaccessible and withdrawn police force, in turn leading to the reassurance gap as the police fail to gain credit for reductions in crime. This is because – in some senses at least – such reductions are beside the point: they do not reflect the *public's* priorities. Recent policy changes suggest an acknowledgement of this, refocusing police attention away from a narrow crime-based agenda toward a greater concern with public (dis)order (cf. Innes 2004a, 2004b, 2007; Millie & Herrington, 2007). In many ways this represents a reconnection with some of the original ideas of policing, which were always at least as concerned with order as with crime (Reiner, 2000; Johnston, 2003).

### **Delving Deeper: Study 1**

In the first of two studies presented here, we draw on data combined from ten sweeps of the BCS (1988 to 2005/06). We exclude the earliest two sweeps (1982 and 1984) from our analysis since they did not field the relevant survey questions. We specify three linear regression models, both predicting confidence in policing as measured by the question 'Taking everything into account, would you say the police in this area do a good job or a poor job?' Respondents are asked to use a four point scale ranging from 1 = 'very good' to 4 = 'very poor' to make their judgement.<sup>4</sup>

Model A uses an indicator of worry about crime as the key explanatory variable, representing the instrumental model described above. Model B represents the expressive model and uses indicators of social cohesion and perceived disorder as the key measures. Model C includes both sets of key explanatory variables to test whether the two models make complementary contributions.

The key explanatory variable in Model A (the instrumental model) is a latent trait score of fear of crime (respondents' worry about burglary, mugging, a personal attack, being insulted or pestered by a stranger, and – for female respondents only – being raped).<sup>5</sup> Because

---

<sup>4</sup> Since 2003/04 the rating changed to a five-point scale, ranging from 1='excellent' to 5='very poor.' We therefore standardised responses to both scales (i.e. in all sweeps from 1988 to 2005/06) to a mean of zero and a standard deviation of one. The translation onto this single scale allows us to compare and analyse responses to the old and the new scale within the same regression model.

<sup>5</sup> We measure fear of crime using the standard survey questions (e.g. Hough, 1995) that are available across the 10 sweeps of the BCS. We should note, however, that recent research (Farrall *et al* 2006; Jackson *et al.*, 2007) has differentiated between everyday worry – those rare moments of emotion regarding threats to personal security – and a more common diffuse or ambient anxiety about crime, a feeling that 'it could happen' and a broader expression of concerns over neighbourhood stability, civility, cohesion, social relations and trust. To disentangle fear of crime in this way, one needs measures of both the overall intensity of worry about crime and the frequency of past events of worry (Farrall & Gadd, 2004; Gray *et al.*, 2008; cf. Hough, 2004; Farrall, 2004). Other work has shown that

not all of these items were included in all sweeps and only female respondents were asked about rape, a large number of respondents had missing values on at least one of these items. To calculate valid scores for each respondent despite this obstacle, an ordinal latent trait model was fitted using Full Information Maximum Likelihood estimation.

The key explanatory variables introduced in Model B (the expressive model) are social cohesion and perceived disorder in the local area. Social cohesion is measured by the respondent's perception of whether they are living in an area in which people do things together and try to help each other, or an area in which people mostly 'go their own way'. A latent trait score of perceived disorder is calculated based on respondents rating of the following signs of social or physical decay as common or a problem in their local area: vandalism, rubbish in the streets, people being drunk or rowdy in public places, and teenagers hanging around on the streets. As with worry about crime, the score was calculated using the same FIML estimation procedure in an ordinal latent trait model.

All models control for the following set of socio-demographic variables: gender, age, ethnicity, income, car ownership, victimisation within the last year, and the year of survey. To correct for unequal sampling probabilities, household size and whether the respondents lives is in an inner-city area (or not) are also included in the model. Dummy variables for each survey sweep capture changes over time and control for all other differences between the sweeps that might have affected the survey response (for example, changes to survey methodology).

#### TABLE 1 ABOUT HERE

Table 1 presents the results. Model A shows that higher levels of fear are significantly associated with lower levels of confidence, thus providing support for the instrumental model. Model B provides evidence in support of the expressive model: perceived disorder and social cohesion have a significant and substantial effect on confidence and low levels of perceived cohesion and high levels of perceived disorder go along with this. Thus it appears that confidence is both instrumental *and* expressive. People judge the police on the basis of both instrumental concerns about the risk of crime and more expressive concerns about the health of group life in their local neighbourhood.

Yet Model C pits the two explanations against one another, and the results reveal that the unique contribution of fear on confidence is much lower once expressive drivers are taken into account. About three quarters of the effect of fear on confidence is explained by the expressive drivers. In turn, expressive drivers fully retain their explanatory power when fear is taken into account.

This finding is consistent with two other UK-based studies (Jackson & Sunshine, 2007; Jackson & Bradford, 2008), and totting up the evidence from these three pieces of empirical work, it seems to be that *both* fear of crime and confidence in policing are dependent upon public assessments of neighbourhood disorder and cohesion. Individuals make judgements about the order and disorder of their neighbourhood (a sense of control over the streets that is eroded by young people hanging around, by litter and graffiti, and by a feeling that the community has lost control over its members and over certain individuals/groups who occupy public space), the extent to which people trust and support one another, and whether individuals lack the appropriate norms and values. These diagnoses of social order and moral consensus shape inferences about crime and inferences about the ability of the local police to impose authority and ordered behaviour.

Finally, turning to the control variables, being young, male, white, living in an inner-city area and on a lower income, as well as having recent victimisation experience (particular of a violent crime against the person) all contribute to less favourable views. Interestingly, the

---

males are not always very forthcoming when reporting their worries about crime (Sutton & Farrall, 2005, 2008). Moreover, some people when reporting worry actually mean that they take precautions, that these precautions make them feel safer, and that their quality of life is not reduced by their worries or their precautions (Jackson & Gray, 2008).



full set of key and control variables do not fully explain the development in confidence over time. Net of the effect of changes in instrumental and expressive drivers of confidence, victimisation, police contact and socio-demographic make-up, confidence was significantly higher in the early nineties and experienced another temporary peak in 2000.

### **Broadening Out: Study 2**

Despite the obvious strengths of the data – which span 10 sweeps of the BCS – the results of Study 1 are hampered somewhat by the reliance on single-item measures of confidence and social cohesion. To address this issue and replicate the analysis, Study 2 draws on data from six quarters (2005/06 and the first half of 2006/07) of the Metropolitan Police’s Public Attitudes Survey. In particular, because this survey administered a broader range of questions, we can move beyond treating confidence in the police as a single ‘thing’. Three components of public confidence in policing are identified here: opinions about police effectiveness; fairness; and community engagement (see also Fitzgerald *et al.*, 2002; Jackson & Sunshine, 2007; Bradford *et al.*, in press). Additionally, we are also able to disaggregate feelings about crime into two component parts – worry (about being robbed, burgled and so on) and perceptions of the crime problem (the extent to which people feel crime is an issue in their local area).

Finally, we include in the analysis public impressions not only of disorder/incivilities but also public perceptions of community efficacy (for example, whether the public think that neighbours can be counted on to help out in dealing with low-level disorder) and social cohesion (the extent to which people in the local area can be trusted, have similar values, and get on with each other). The expressive model of public confidence in policing predicts that such concerns will be just as important as disorder in influencing confidence in the police. For example, a low level of perceived social cohesion might predict lower confidence because the police – being seen as representative of moral authority – become associated with perceived declines in social cohesiveness and shared values.

Model D (Table 2) tests the instrumental model. The response variable is public confidence in policing measured by the single indicator question (as in Study 1). As expected, perceptions of the crime problem and worry about crime were both important predictors of confidence, even controlling for demographics, class, ethnicity, crime levels, victimisation and contact. Notably, worry played a bigger role than perception of the crime as an issue in the local area.

#### TABLE 2 ABOUT HERE

Moving to the expressive model (Model E), the hypothesis was that people lack confidence in their local police when they judge there to be problems of disorder, cohesion and community efficacy – *not* when they fear for their safety or judge there to be problems of crime. As expected, perception of social cohesion, collective efficacy and disorder all predicted confidence, each making a unique contribution. Note also that once perceptions about the local area were taken into account, the coefficient for the measure of local deprivation loses statistical significance. This underlines the point that it is not ‘objective’ community conditions and relations that matter, but people’s subjective perception of their local area.

Finally, Model F tests how the instrumental and expressive models jointly explain confidence. Strikingly, net of such community concerns, judgement of the crime problem is no longer statistically significant, and the effect size of worry is considerably smaller. The effect of the three expressive drivers (perception of disorder, social cohesion and collective efficacy) retain significance and strength. This provides overall support for the expressive model: while worry still played a small role, the biggest issues were concerns about disorder, cohesion and informal social control.

Broader concerns about community cohesion and efficacy therefore appear at least as important as those about disorder *per se*; and all these community concerns appear more

important than ideas about crime. The places where people live also seem to matter, but more in terms of perceptions rather than objective circumstance.

The final step in the analysis is to bring these partial explanations of confidence together in one model. Path analysis provides the statistical means to do so. Figure 3 is a path diagram that depicts the five-stage model:

1. Levels of deprivation and crime in respondents' neighbourhoods
2. Expressive drivers: disorder, cohesion and collective efficacy
3. Instrumental drivers: fear of crime and perception of the crime problem
4. Separate components of confidence in policing: effectiveness, fairness and community engagement
5. An overall judgement of confidence in local policing

The model states (only paths statistically significant at  $p < 0.05$  or greater have been included), first, that levels of deprivation predict people's assessments of disorder and cohesion in their neighbourhood (that is, perceptions of the state of one's community are *not* entirely subjective). Second, perception of disorder, cohesion and collective efficacy themselves influence people's judgements about the crime problem (people use sub-criminal aspects that are necessarily symbolic of crime to infer the *actual* problem of crime) and subsequent worries about victimisation.

Third, we assess separate influences of the expressive and instrumental drivers of different types of confidence. Are judgements about police effectiveness driven by concerns about cohesion, disorder and informal social control, on the one hand, or by more instrumental factors on the other? Finally what are the most important elements of police behaviour in overall judgments about confidence?

The findings show that living in a deprived area is associated with judging there to be problems of cohesion, disorder and collective efficacy. These environmental perceptions influence attitudes toward the crime problem and fear of crime. The latter has some direct effect on confidence and engagement in the community (recall that worry was not correlated with the overall index of confidence once other factors were controlled for). However, perception of disorder is the most important predictor of judgements about police effectiveness, fairness and level of engagement with the community. Social cohesion and collective efficacy have smaller roles to play, but disorder is key. Finally, judgement of police community engagement is the other key factor in predicting overall confidence: it has the biggest influence on the overall index and is most highly correlated with the instrumental and the expressive drivers.

The most important thing to understand about the model shown in Figure 3 is its mediational nature. Consider deprivation, on the far left of the diagram. This predicts environmental perception. In turn, environmental perception influences worry and finally public confidence. Thus, deprivation does affect public confidence, but this is almost entirely because it affects people's *perceptions* of the condition of their community.

FIGURE 3 ABOUT HERE

## Conclusions

The results presented here suggest that the public look to the police to deal with sub-criminal behaviours that signal to members of the public low levels of cohesion, informal social control and order in the community. Of the different components to public confidence, engagement with the community is the most central. In practise this means that in order to improve public confidence, the police need to re-engage as an active part of the community, representing and defending community values, norms and morals. Dealing with disorder and anti-social behaviour – and being a visible and accessible symbol of social control – may address both fear of crime and public confidence in policing.

Returning to the different conceptions of police work we outlined initially, it appears that the public are in tune with a police role which is far broader than just 'crime' (consider,

for example, the nature of many of the incidents which the police routinely have to deal with (Hope *et al.*, 2001). Crime and risk do not loom as large in people's concerns as disorder and cohesion. To those witnessing them, such events – neighbours arguing loudly, groups of 'threatening' teenagers, stray dogs – say something about the nature of their society and changes occurring within it. Public confidence will be not only be based on how these problems are dealt with, but may also be affected at a more fundamental level as the police become tainted by association with a social order which allows such things to happen.

Our original question was 'Does the fear of crime drive public confidence in policing?' The answer we have come to – on the basis of the data we have at our disposal – is therefore largely no. We propose a somewhat different explanation: that both fear and confidence are rooted in public assessment of non-criminal aspects of their neighbourhood (cf. Jackson & Bradford, 2008). People look to the police to defend community norms and values, especially when those norms and values are seen to be declining (cf. Jackson & Sunshine, 2007). This same decline creates a lack of comfort and trust in one's environment, which can then bring forth anxieties about victimisation (cf. Tulloch, 2003; Walklate, 1998).

The evidence we have presented corresponds in many ways to the 'signal crimes' approach developed by Martin Innes and colleagues (Innes and Fielding 2002; Innes 2004b; 2007). As well as suggesting that certain crimes have particular importance for people in forming their opinions about law, order and policing, this approach also stresses the relevance of 'signal disorders' – public drunkenness, signs of drug use, graffiti or litter – in representing danger and a lack of social control. People assess the risks in their environment not only in terms of criminality but also in terms of disorder and decay that they perceive as part of their everyday lives.

#### Implications for policy

What, then, are the implications for policing policy and practice? On the positive side, dealing with the low-level issues that people find important may result in uplift in confidence. Although they are poorly captured by a narrow crime-fighting agenda, serving officers are well accustomed to dealing with such problems. On the negative side, many of the huge range of issues people seem to want the police to address – 'the-things-that-are-happening-about-which-something-ought-to-be-done-now' – are not usually truly *resolvable*. It is often remarked that the police cannot really stop crime because its causes are well beyond a purely policing response; equally, although officers may be able to deal with individual breaches of social norms, they will be quite unable to address the *systemic* causes of these breaches.

#### Impractical and undesirable?

We finish, therefore, with two words of caution. On the basis of what is presented here the public wish a policing response which, to paraphrase Loader (2006), is both wide and deep. As well as problems related to crime itself, police intervention is desired across many other circumstances. The natural policy answer is the provision of ambient, or what Loader has called pervasive, policing. However, even if the police could resolve the issues at hand (and Reiner, 2007, underscores that this is probably not the case) Loader has outlined a number of reasons why this would be undesirable as well as impractical. Pervasive policing assumes firstly that demands for police attention are entirely benign, and not, for example, excessively directed towards socially excluded or stigmatised groups. Secondly, requirements for particular styles of policing often appear limitless and cannot be met from finite resources. Finally, pervasive policing implies criminalisation of activities and events hitherto thought merely inconvenient or annoying, with all the potential negatives which may flow from this.

Equally importantly, there is emerging evidence that public concerns about disorder, social cohesion and collective efficacy are themselves rooted in more fundamental social values and orientations (Jackson, 2004; Jackson *et al.*, 2007; Jackson & Bradford, 2008). Individuals who hold more authoritarian views about law and order – and who are more concerned about a long-term deterioration of their local community – are more likely to perceive disorder in their environment. They are also more likely to link these physical cues to declines in (a) social cohesion and consensus and (b) the quality of social bonds and

informal social control. Broader social anxieties influence the thresholds at which individuals begin to think things happening in their local environment are problematic. Therefore, however much a neighbourhood might be 'cleaned up' (for example by police and other agencies working to reduce disorder and anti-social behaviour), it might be difficult to persuade everybody that community cohesion and informal social controls have been strengthened. The question must therefore be: will dealing with disorder offset broader social concerns about social change, community and authority (and might the public see disorder as merely a symptom, not the problem itself)? If this is the case, perhaps the emphasis should be on crafting a more stable society rather than trying to alleviate people's concerns about the local results of social *instability*. In the final analysis, policing solutions may be sought for concerns about low-level disorder, social cohesion and community efficacy, but these may be unlikely to address the underlying causes of insecurity in Britain today.

## References

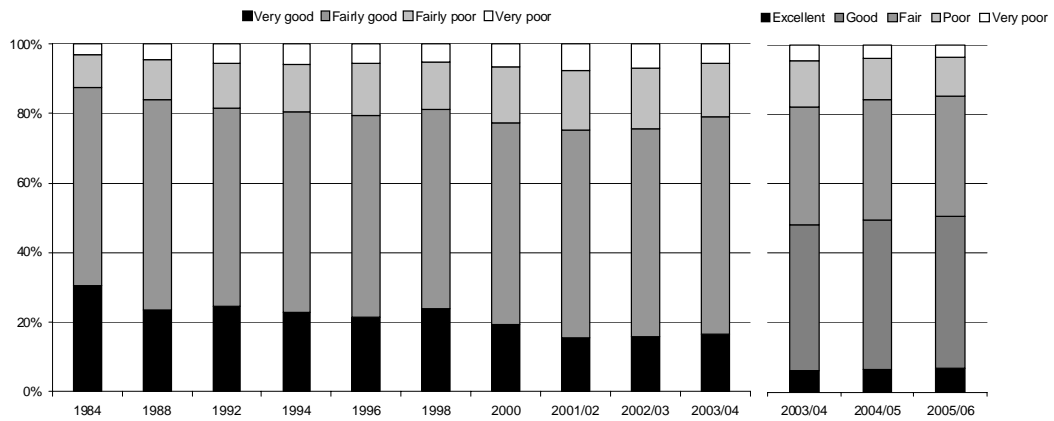
- Bittner, E. (2005), 'Florence Nightingale in Pursuit of Willie Sutton: A Theory of the Police', in T. Newburn (ed), *Policing: Key readings*. Cullompton: Willan Publishing.
- Bradford B., Jackson, J. and Stanko, E. B., (in press), 'Contact and Confidence: Revisiting Asymmetry in the Impact of Encounters with the Police', *Policing and Society*.
- Brant, R. (1990), 'Assessing Proportionality in the Proportional Odds Model for Ordinal Logistic Regression', *Biometrics*, 46: 1171-1178.
- Cao, L., Frank, J., and Cullen, F. T. (1996), 'Race, Community Context, and Confidence in the Police', *American Journal of Police*, 15/1: 3-22.
- Farrall, S. (2004), 'Revisiting Crime Surveys: Emotional Responses Without Emotions', *International Journal of Social Research Methodology*, 7/2: 157-171.
- Farrall, S. and Gadd, D. (2004), The Frequency of the Fear of Crime, *British Journal of Criminology*, 44/1:127-132.
- Farrall, S., Jackson, J. and Gray, E. (2006). 'Everyday Emotion and the Fear of Crime: Preliminary Findings from Experience and Expression', *Experience and Expression in the Fear of Crime: Working Paper #1*. Available at SSRN: <http://ssrn.com/abstract=1012354>.
- Fitzgerald, M., Hough, M., Joseph, I. and Qureshi, T. (2002), *Policing for London*. Cullompton: Willan Publishing.
- Garland, D. (2001), *The Culture of Control: Crime and Social Order in Contemporary Society*. Oxford: Clarendon.
- Gray, E., Jackson, J. and Farrall, S. (2008), Reassessing Fear of Crime in England and Wales, *European Journal of Criminology*, 5/3: 309-36.
- Hope, T., Karstedt, S. and Farrall, S. (2001), *The Relationship Between Calls and Crimes*. End of Award Report to Home Office.
- Hough, M. (1995). *Anxiety About Crime: Findings from the 1994 British Crime Survey*, Home Office Research Study No. 147. London: HMSO.
- Hough, M. (2003), 'Modernization and Public Opinion: Some Criminal Justice Paradoxes', *Contemporary Politics*, 9/3: 143-155.
- Hough, M. (2004), 'Worry about Crime: Mental Events or Mental States?', *International Journal of Social Research Methodology*, 7/2: 171-176.
- Hough, M. (2007), 'Policing, New Public Management and Legitimacy in Britain' in T. R. Tyler (ed), *Legitimacy and Criminal Justice: International Perspectives*, 63-83. New York: Russell Sage Foundation.
- Innes, M. (2004a), 'Reinventing Tradition? Reassurance, Neighbourhood Security and Policing', *Criminal Justice*, 4: 151-171.
- Innes, M. (2004b), 'Signal Crimes and Signal Disorders: Notes on Deviance as Communicative Action', *British Journal of Sociology*, 55/3: 335-355.
- Innes, M. (2007), 'The Reassurance Function', *Policing: A Journal of Policy and Practise*, 1/2: 132-142.
- Innes, M. and Fielding, N. (2002), 'From Community to Communicative Policing: "Signal Crimes" and the Problem of Public Reassurance', *Sociological Research Online*, vol. 7, no. 2, <http://www.socresonline.org.uk/7/2/innes.html> [Last accessed 6th June 2008]
- Jackson, J. (2004), 'Experience and Expression: Social and Cultural Significance in the Fear of Crime', *British Journal of Criminology*, 44/6: 946-966.
- Jackson, J. and Bradford, B. (2008), 'Crime, Policing and the Social Order: On the Expressive Nature of Public Confidence in Policing', *London School of Economics: Working Paper*.
- Jackson, J. and Gray, E. (2008), 'Functional Fear and Public Insecurities about Crime', *London School of Economics: Working Paper*.
- Jackson, J. and Sunshine, J. (2007), 'Public Confidence in Policing: A neo-Durkheimian Perspective', *British Journal of Criminology*, 47/2: 214-233.
- Jackson, J., Farrall, S. and Gray, E. (2007). 'Experience and Expression in the Fear of Crime', *Experience and Expression in the Fear of Crime: Working Paper #7*. Available at SSRN: <http://ssrn.com/abstract=1012397>.

- Jansson, K. (2008), *British Crime Survey: Measuring Crime for 25 Years*. London: Home Office.
- Jesilow, P. and Meyer, J. (1995), 'Public Attitudes toward the Police' *American Journal of Police*, 14: 67-88.
- Johnston, L. (2003), 'From "Pluralisation" to "the Police Extended Family": Discourses on the Governance of Community Policing in Britain', *International Journal of the Sociology of Law*, 31/3: 185-204.
- Loader, I. (2006), 'Policing, Recognition and Belonging', *The Annals of the American Academy*, 605: 201-221.
- Loader, I., and Mulcahy, A. (2003), *Policing and the Condition of England: Memory, Politics and Culture*. Oxford: Oxford University Press.
- Lofthouse, M. (1996), 'The Core Mandate of Policing', in C. Critcher and D. Waddington, eds., *Policing Public Order: Theoretical and Practical Issues*. Avebury.
- Maxson, C., Hennigan, K. and Sloane, D. (2003), *Factors that Influence Public Opinion of the Police*. Washington, DC: U.S. Department of Justice, Office of Justice Programs, National Institute of Justice.
- Millie, A. and Herrington, V. (2005), 'Bridging the Gap: Understanding Reassurance Policing', *The Howard Journal*, 44/1: 41-56.
- Nicholas, S and Flatley, J (eds.) (2008), *Circumstances of crime, Neighbourhood Watch membership and perceptions of policing. Supplementary Volume 3 to Crime in England and Wales 2006/07*. Home Office Statistical Bulletin 06/08.
- Nicholas, S., Kershaw C. and Walker, A. (2007), *Crime in England and Wales 2006/07*. London: Home Office.
- Reiner, R. (2000), *The Politics of the Police (3<sup>rd</sup> edition)*. Oxford: Oxford University Press.
- Reiner, R. (2007), *Law and Order: An Honest Citizen's Guide to Crime and Control*. Cambridge: Polity.
- Reisig, M. D. and Parks, R. (2000), 'Experience, Quality of Life, and Neighborhood Context: A Hierarchical Analysis of Satisfaction with the Police', *Justice Quarterly*, 17: 607-629.
- Reisig, M. D., Bratton, J. and Gertz, M.G. (2007), 'The Construct Validity and Refinement of Process-based Policing Measures', *Criminal Justice and Behaviour* 34: 1005-1027.
- Sprott, J. B. and Doob, A. N. (2008). 'The Effect of Urban Neighborhood Disorder on Evaluations of the Police and Courts', *Crime & Delinquency*, OnlineFirst, published on February 26, 2008 as doi:10.1177/0011128707306689.
- Sunshine, J., and Tyler, T.R. (2003a), 'The Role of Procedural Justice and Legitimacy in Shaping Public Support for Policing', *Law and Society Review*, 37/3: 513-548.
- Sunshine, J., and Tyler, T.R. (2003b), 'Moral Solidarity, Identification with the Community, and the Importance of Procedural Justice: The Police as a Prototypical Representative of a Group's Moral Values', *Social Psychology Quarterly*, 66/2: 153-165.
- Sutton, R. and Farrall, S. (2005), Gender, Socially Desirable Responding, and the Fear of Crime: Are Women Really More Anxious about Crime?, *British Journal of Criminology*, 45/2: 212-224.
- Sutton, R. and Farrall, S. (2008), 'Untangling the Web: Deceptive Responding in Fear of Crime Research', in M. Lee and S. Farrall (eds.), *Fear of Crime: Critical Voices in an Age of Anxiety*. London: Routledge.
- Tulloch, M. (2003), 'Combining Classificatory and Discursive Methods: Consistency and Variability in Responses to the Threat of Crime', *British Journal of Social Psychology*, 42: 461-476.
- Tyler, T. R. (1990), *Why People Obey the Law*. New Haven: Yale University Press.
- Tyler, T. R. and Boeckmann, R. (1997), 'Three Strikes and You Are Out, But Why? The Psychology of Public Support for Punishing Rule Breakers', *Law and Society Review*, 31: 237-65.
- Tyler, T. R. and Huo, Y. J. (2002), *Trust in the Law: Encouraging Public cooperation with the Police and Courts*. New York: Russell Sage Foundation.

- Walklate, S. (1998), 'Excavating the Fear of Crime: Fear, Anxiety or Trust?', *Theoretical Criminology*, 2: 403-418.
- Yili, X., Fiedler, M. and Flaming, K. (2005), 'Discovering the Impact of Community Policing: The Broken Windows Thesis, Collective Efficacy, and Citizens' Judgment', *Journal of Research in Crime and Delinquency*, 42: 147-186.

# Figure 1

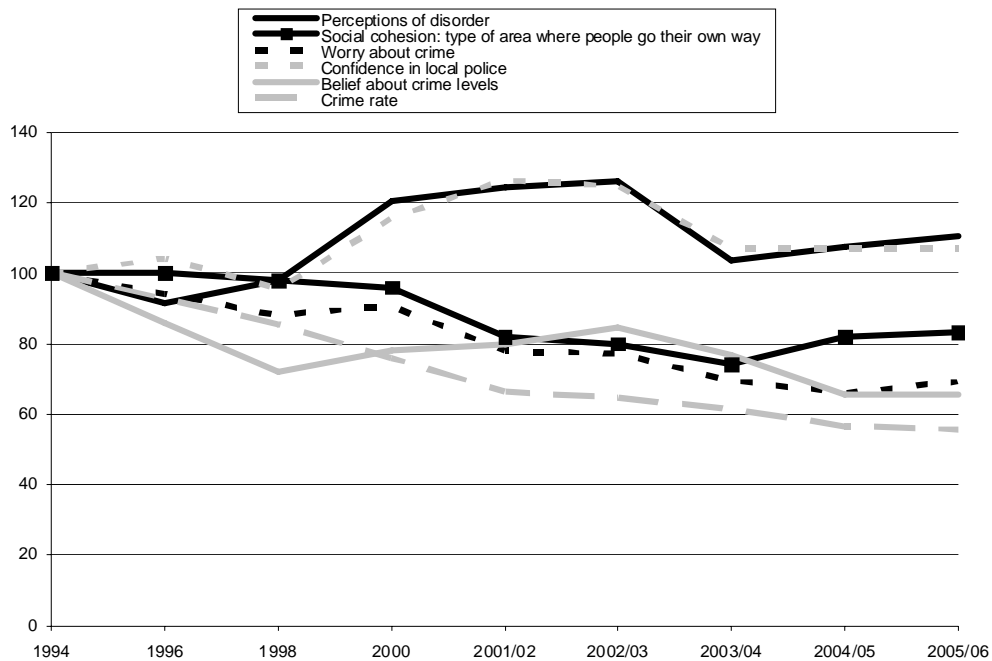
Ratings of the local police, 1984 to 2005/06  
England and Wales



Notes: Responses to question 'How good a job are the police in this area doing'. Response categories changed in 2003/04, which is shown on both old and new basis for comparison. Produced from dataset which combines all sweeps of the BCS from 1984 to 2005/06. Data may therefore differ slightly from those presented elsewhere. 2001/02 include entire calendar year of 2001. Source: British Crime Survey 1984 to 2005/06



**Figure 2.**



**Notes:**

*Perceptions of disorder* is the percentage of respondents who felt that vandalism, teenagers hanging around, rubbish and drug use was a problem in their area (averaged across the four categories).

*Social cohesion* is proportion of respondents thinking their area is type of place where people mostly go their own way.

*Worry about crime* is the percentages of respondents who were fairly/very worried about being burgled or mugged (averaged across the two crime categories).

*Confidence in local police* is measured by proportion of respondents saying their local police was doing a fairly/very poor job (series stopped in 2003/04 and 2003/04 data copied forward to later years - see Figure 1).

*Belief about crime levels* is the percentage of respondents who felt that crime had increased in their area in the last two years

*Crime rate* is percentage of households who experienced at least one crime during period specified within the BCS (data drawn from Nicholas, Kershaw and Walker 2007: Table 2.03). Data for 1996 and 2000 are extrapolated. Data for 1994 pertain to 1995; data for 1998 pertain to 1997.

All data were weighted by individual except for estimates of household crime.

Source: British Crime Survey

**Table 1. Linear regression models predicting overall confidence in local policing  
[high values = high confidence]**

<b>Predictors</b>	<b>Model A</b> b (coeff.)	<b>Model B</b> b (coeff.)	<b>Model C</b> b (coeff.)
Worry about crime	-0.079***		-0.020***
Public perception of disorder		-0.216***	-0.210***
Public perception of social cohesion		0.083***	0.082***
Victim of property crime	-0.181***	-0.137***	-0.134***
Victim of personal crime	-0.229***	-0.153***	-0.152***
Female [contrast: male]	0.113***	0.080***	0.088***
Age	0.003***	0.002***	0.002***
Ethnicity [contrast: White/Refused]			
Black	0.074***	0.070***	0.073***
Asian	0.067***	0.031**	0.038**
Other	0.108***	0.104***	0.108***
Income [contrast: middle band]			
Lowest income band	-0.038*	-0.037*	-0.035*
Highest income band	0.131***	0.096***	0.094***
Car owner	0.020*	-0.017*	-0.017*
Inner city area resident	-0.129***	-0.065***	-0.064***
Household size	-0.023***	-0.021***	-0.020***
Year [contrast 1988]			
1992	0.259***	0.224***	0.216***
1994	0.183***	0.106*	0.099*
1996	0.170***	0.117**	0.110*
1998	0.131**	0.072	0.065
2000	0.168***	0.127**	0.118**
2002/03	0.031	0.082	0.072
2003/04	-0.012	0.039	0.027
2004/05	-0.043	-0.041	-0.054
2005/06	0.008	0.019	0.005
[Constant]	0.008	0.019	0.005

Sample size  $n = 80,270$ . Unweighted data.

Legend: \*  $p < 0.05$ ; \*\*  $p < 0.01$ ; \*\*\*  $p < 0.001$

Note: high scores on the 'worry', 'disorder' and 'cohesion' variables indicate high levels of worry and concern.

Note: to correct for unequal sampling probabilities across the sweeps, we include in the model 'household size' and 'whether or not the respondents lives is in an inner-city area.'

**Table 2. Ordinal regression models predicting overall confidence in local policing [high values = high confidence]**

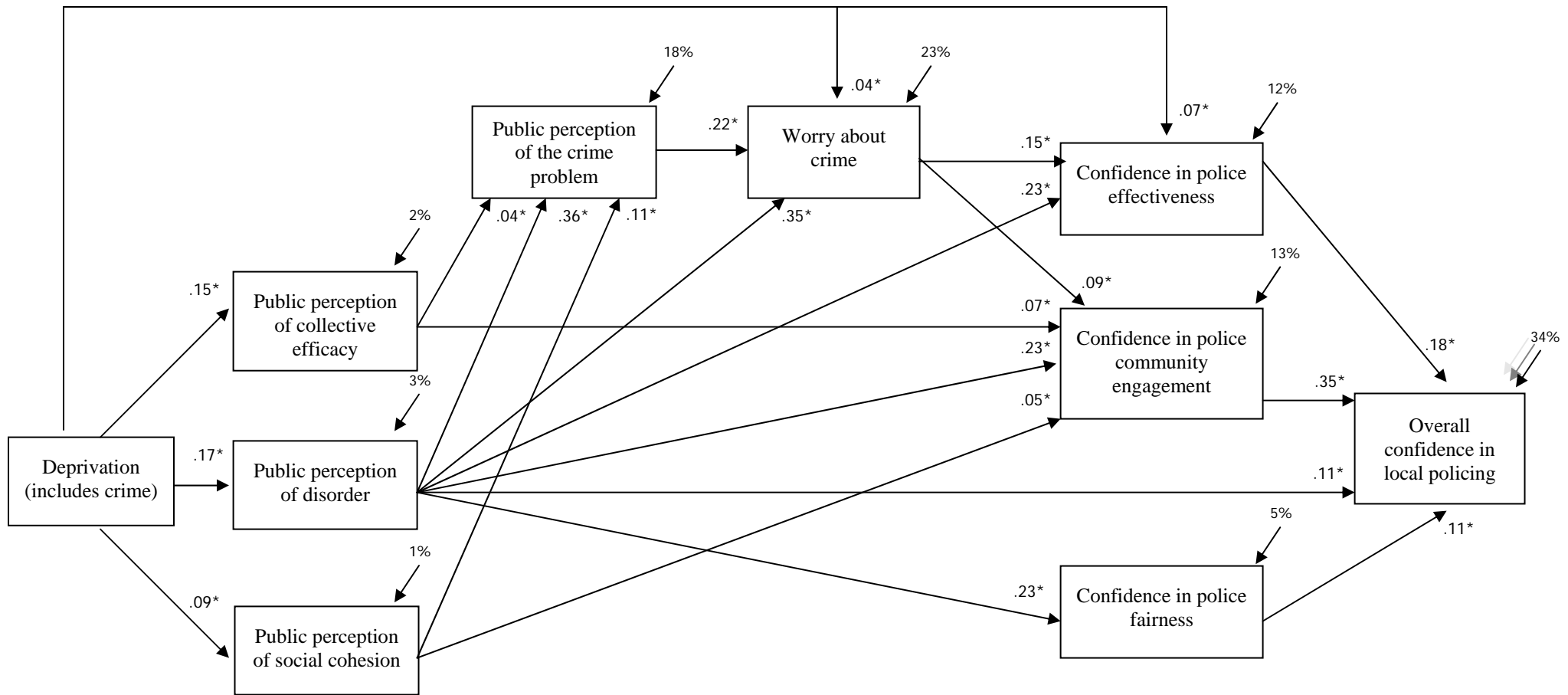
<b>Predictors</b>	<b>Model D</b> exp(B)	<b>Model E</b> exp(B)	<b>Model F</b> exp(B)
Female [contrast: male]	1.095	0.98	1.023
Age [contrast:65+]: 15-17	0.469	0.452	0.442
18-21	0.887	0.897	0.878
22-34	0.75	0.831	0.786
35-44	0.734	0.76	0.733
45-54	0.689*	0.755	0.725
55-64	0.459***	0.478***	0.474***
Ethnicity [contrast: White]: Mixed	0.716	0.949	0.939
Indian / Muslim	2.100*	2.254*	2.521*
Indian / Sikh	0.549	0.459	0.455
Indian / Hindu, and all other	2.097*	2.256*	2.347**
Pakistani	1.409	1.134	1.177
Bangladeshi	1.065	0.938	0.9
Caribbean	0.925	0.977	0.96
African	1.478	1.632*	1.554
Other	1.351	1.244	1.291
Social class [contrast: DE]: AB	1.111	1.002	0.986
C1 & C2	0.963	1.006	1.007
Employment status [contrast: full-time]: part-time	1.065	0.901	0.919
Unemployed / economically inactive	1.108	1.081	1.064
Student	1.205	1.323	1.276
Other	1.546	1.312	1.392
Car owner	0.903	1.009	0.972
Disability	0.904	0.955	0.918
IMD, rank within London measured at ward level	1.001***	1	1
Victim of crime	1.078	1.156	1.147
Contact with police in the past 12 months	0.755*	0.835	0.839
Worry about crime	0.599***	-	0.808***
Public perception of the crime problem	0.884*	-	1.096
Public perception of social cohesion	-	0.773***	0.789***
Public perception of collective efficacy	-	0.856***	0.859***
Public perception of disorder	-	0.530***	0.560***

Sample size  $n = 1,879$ . Unweighted data.

Legend: \*  $p < 0.05$ ; \*\*  $p < 0.01$ ; \*\*\*  $p < 0.001$

Note: high scores on the 'worry', 'disorder' and 'cohesion' variables indicate high levels of worry and concern  
 Note: the Brant (1990) test for each of the three models identified a number of variables that violate the proportional odds assumption. However, subsequent inspection of estimated coefficients from a series of binary regressions indicated that, in most cases, the scale has a clear monotonic effect on the response variable. We consequently opted to retain the ordinal regression procedure.

**Figure 3. Drivers of public confidence in policing**



Standardized coefficients  
 Chi-square=447 (18 df);  $p < .001$   
 RMSEA=.045; CFI=.974  
 \* significant,  $p < .05$