



City Research Online

City, University of London Institutional Repository

Citation: Saint-Aubin, J., Poirier, M., Yearsley, J. M. & Guitard, D. (2024). The Production Effect Becomes Spatial. *Experimental Psychology*, doi: 10.1027/1618-3169/a000609

This is the accepted version of the paper.

This version of the publication may differ from the final published version.

Permanent repository link: <https://openaccess.city.ac.uk/id/eprint/33384/>

Link to published version: <https://doi.org/10.1027/1618-3169/a000609>

Copyright: City Research Online aims to make research outputs of City, University of London available to a wider audience. Copyright and Moral Rights remain with the author(s) and/or copyright holders. URLs from City Research Online may be freely distributed and linked to.

Reuse: Copies of full items can be used for personal research or study, educational, or not-for-profit purposes without prior permission or charge. Provided that the authors, title and full bibliographic details are credited, a hyperlink and/or URL is given for the original metadata page and the content is not changed in any way.

The Production Effect Becomes Spatial

Jean Saint-Aubin

Université de Moncton

Marie Poirier

City, University of London

James M. Yearsley

City, University of London

Dominic Guitard

Cardiff University

Authors' Note

This research was supported by a discovery grant from the Natural Sciences and Engineering Research Council of Canada to Jean Saint-Aubin. While working on this article, Dominic Guitard was supported by a postdoctoral fellowship from NSERC. Correspondence concerning this article should be addressed to Jean Saint-Aubin, École de psychologie, Université de Moncton, Moncton, New Brunswick, E1A 3E9, Canada.

Contact: Jean.Saint-Aubin@umoncton.ca

Abstract

In the verbal domain, it is well established that words read aloud are better remembered than their silently read counterparts. It has been hypothesised that this production effect stems from the addition of distinctive features. However, these added features would interfere with rehearsal processes. Here, we tested the presence of a similar trade-off in the visuo-spatial domain. In all experiments, a short series of dots sequentially appeared at various locations on the screen. Participants either produced the items of a list by clicking on them at presentation, watched the items appear quietly, or produced an irrelevant click after each item to better even out rehearsal opportunities between produced and control conditions. In Experiment 1 and 2, the dots appeared within a visible grid and an order reconstruction task was used. Experiment 3 and 4 also called upon reconstructions, but the grid was removed. In Experiment 5 and 6 a recall task was used. Results show that producing the items hindered performance compared the quiet control condition. Conversely, production improved performance compared to the control condition where rehearsal was hindered. This is the first demonstration of a visuo-spatial production effect. The key findings were successfully modeled by the Revised Feature Model.

The Production Effect Becomes Spatial

Imagine yourself teaching in a lecture theater. During a brief pause, a student asks a question. In the blink of an eye, you think of a useful answer and turn away from the group to write something on the board, while starting your explanation. You return to a prior projected slide and point out part of a graph illustrating a relevant idea, to help answer the question. Turning back towards the room to finish the explanation, you look at the student who asked the question, and then return to the thread of your lecture. This example nicely illustrates the complexity and flexibility of our cognitive functioning. Among other things, it exemplifies the interaction between prior knowledge and current thought processes. In this case, prior knowledge is exemplified by background knowledge about the topic of the lecture, memory for the general plan of what is to be covered, and the use of appropriate language and vocabulary, etc. Moreover, the lecturer must maintain recent verbal and conceptual content (the question of the student) while quickly compiling a strategy to answer said question and remembering the steps of the answer to the student. Furthermore, spatial information must be kept available, including the location of the student in the lecture theater, for instance. Prior knowledge and experience are obviously critical in thinking and action— as is short-term or primary memory. The latter is thought to maintain immediate aims, currently relevant information, etc. —in short, the materials of immediate planning, thought, and action (Baddeley, 1986; Barrouillet & Camos, 2015; Cowan, 1999; Engle, 2018; Oberauer, 2009). Moreover, research on primary memory has almost always included an important role for some form of rehearsal (e.g., Atkinson & Shiffrin, 1968, Baddeley, 1986; Camos, 2015, 2017; Murray, 1967; but see, Souza & Oberauer, 2018), a process that is embedded in the predictions tested here and is thought to be involved if task demands exceed the limited capacity of primary memory.

1
2
3
4 Here we call upon a view of primary memory which has recently shown promise while
5 including essential roles for long-term memory and rehearsal. This view's main ideas are
6 embodied in a computational model known as the Revised Feature Model (RFM; Saint-Aubin et
7 al., 2021, 2023). The RFM owes a lot to the proposals of Nairne (1988, 1990), as well as the
8 work of Nosofsky (1986, 2011) and the work of others on rehearsal (Bhatarah et al., 2009;
9 Grenfell-Essam et al., 2013; Lucidi et al., 2016; Murray, 1967).
10
11
12
13
14
15
16
17
18

19 In the current paper, we tested a series of predictions that were derived from the RFM.
20 Importantly, these tests involve stimuli and tasks within the visuo-spatial domain, as opposed to
21 the more typical verbal items. This is because according to the RFM, many of the basic encoding
22 and retrieval processes should operate, regardless of the specific characteristics of the processed
23 material (Poirier et al., 2019). In other words, many processes would be invariant across
24 domains, even though item features in different domains could vary considerably and rely on
25 different brain areas for their development (e.g., visual processing areas, language-specific
26 processing; see Poirier et al., 2019 for one demonstration of these ideas). The current paper is a
27 straightforward test of predictions derived from the RFM regarding performance in a visuo-
28 spatial task, including a series of hypotheses about how visuo-spatial rehearsal interacts in
29 predictable ways with encoding operations.
30
31
32
33
34
35
36
37
38
39
40
41
42
43
44

45 We assumed that the features that are encoded, processed, and retrieved in visuo-spatial
46 tasks are domain-specific. We also assumed that rehearsal for visuo-spatial materials recruits
47 different systems than does rehearsal of verbal materials, although obeying some of the same
48 rules. We based the latter view on prior research indicating that visual control mechanisms,
49 called upon in identifying locations are important in visuo-spatial rehearsal (e.g., Awh &
50 Jonides, 2001; Tremblay et al., 2006) whereas in the verbal case, it is thought that the
51
52
53
54
55
56
57
58
59
60
61
62
63
64
65

mechanisms controlling actual speech output are at least partially involved in subvocal rehearsal (e.g., Page & Norris, 2009).

In the RFM, encoding of episodic and primary memory information relies on building unique feature combinations – i.e., each event or item is represented by a series of ordered features whose arrangement is largely unique. As an analogy think of spoken words – they are composed by a small number of phonemes (44 in English); yet in combination, can produce large vocabularies. In the RFM, the features that represent events are the product of current processing. The latter include modality-dependent information generated by perceptual information processing such as colour, the quality of someone voice, whether something appears on a screen or is handed over and touched, etc. Another type of features is generated by knowledge-dependent operations such as categorisation, meaning identification, valence judgment, etc.

Another important mechanism within the RFM is redundancy-based retroactive interference. If the features of the item being encoded are identical to the features of prior items, then retroactive overwriting can occur, where the redundant features of previous items are lost. That said, overwriting is reversible, as interference can be offset by rehearsal. Rehearsal is thought of as a rapid retrieval exercise, where prior knowledge is called upon to reconstruct degraded representations. Finally, retrieval involves both primary and secondary memory and relies on a modern version of the time-honoured Luce choice rule: In the RFM, degraded representations in primary memory are used as cues to identify a retrieval candidate from secondary memory. The main components of the model are schematically represented in Figure 1. We will turn to the specifics of the RFM later in the paper, when describing the modelling of the data we report.

1
2
3
4 Recently, the RFM has met with considerable success in modelling complex series of
5
6 findings related to what is known as the production effect (Cyr et al., 2022; Saint-Aubin et al.,
7
8 2021, 2023). The production effect refers to memory improvement for verbal material processed
9
10 more actively at encoding relative to items processed more passively, by simply reading them
11
12 silently (see MacLeod & Bodner, 2017, for an overview). Usually, “active” processing is
13
14 achieved by asking participants to read items aloud, but the production effect has also been
15
16 observed by asking participants to sing, mouth, spell, draw, write, type, and even imagine typing
17
18 the items (Fernandes et al. 2018; Forrin et al., 2012; Jamieson & Spear, 2014; MacLeod et al.,
19
20 2010; Quinlan & Taylor, 2013, 2019). The production effect has been observed with a variety of
21
22 tasks including recognition, free recall, immediate serial recall, and order reconstruction (e.g.,
23
24 Cyr et al., 2022; Gionet et al., 2022; Jonker et al., 2014; Kelly et al., 2022; Saint-Aubin et al.,
25
26 2021). The impact of producing the items on recognition performance has been successfully
27
28 modelled using MINERVA 2 (Jamieson et al., 2016) and REM (Kelly et al., 2022). However,
29
30 these models cannot be applied directly to recall or order reconstruction tasks, or to visual-spatial
31
32 materials.

33
34 According to the RFM, producing an item adds modality dependent features (Cyr et al.,
35
36 2022; Saint-Aubin et al., 2021). Forrin et al. (2012) suggested that these additional features could
37
38 consist of those generated by the auditory presentation derived from hearing one’s own voice as
39
40 well as incorporating the motor features involved in the pronunciation of the items. In the RFM,
41
42 these additional modality dependent features can increase the distinctiveness of the produced
43
44 items, especially relative to silent items which lack such extra features. However, this benefit
45
46 comes at a cost: according to the RFM, producing the items interferes with rehearsal. This is easy
47
48 to understand intuitively; if a participant is busy reading aloud, simultaneous verbal rehearsal
49
50
51
52
53
54
55
56
57
58
59
60
61
62
63
64
65

1
2
3
4 will be difficult (e.g., Murray, 1967). The RFM also assumes that rehearsal declines with list
5
6 length; this is based on the observation, in the verbal domain, that early items are typically more
7
8 rehearsed than later items (Bhatarah et al., 2009; Rundus, 1971; Tan & Ward, 2000; Ward 2002).
9
10 It follows that early items might suffer more from production, relative to items appearing later in
11
12 the list.
13
14

15
16 A noteworthy aspect of the summary above is that the RFM was able to successfully model
17
18 all the findings observed for immediate serial recall, immediate serial reconstruction, as well as
19
20 for free recall, delayed recall, and delayed reconstruction. Moreover, the RFM handled a number
21
22 of interactions between production, list composition (all produced, all silent, or mixed), and
23
24 serial positions. Hence, findings from paradigms that are typical of both short-term and long-
25
26 term memory have been successfully modelled. The implication is that a simple set of
27
28 assumptions and processes can account for a diverse set of findings, covering multiple
29
30 experimental effects as well as a variety of tasks from paradigms taken from short-term and
31
32 long-term memory literatures.
33
34
35
36
37

38 In addition to accounting for known effects, the RFM generates new predictions.
39
40 Although the RFM can account for the production effect, said effect highlights the role of extra
41
42 features related to the language processing system – there is no evidence that producing extra
43
44 features would be beneficial in any other domain. However, the RFM clearly predicts that any
45
46 encoded features that can be relied upon to increase distinctiveness¹ should lead to an advantage
47
48 at least for some serial positions. In this paper, we set out to test these ideas by examining the
49
50
51
52
53
54
55
56
57

58
59 ¹ Providing the encoding effort necessary to procure the extra distinctive features is not
60 prohibitive.
61
62
63
64
65

case of visuo-spatial primary memory. We also test the predictions related to the interaction between visuo-spatial production and visuo-spatial rehearsal.

Jones et al. (1995) developed a visuo-spatial task in which dots are serially presented at various locations on a screen. At recall, all dots reappear, and participants must click on them in their presentation order. This task is often considered as a spatial analogue to the immediate order reconstruction task (e.g., Couture & Tremblay, 2006). According to the RFM, clicking on the dots during their presentation would increase the number of modality dependent features, but would also hinder spatial rehearsal of the order and position of prior items.

The role played by rehearsal in serial memory for verbal material is well established (e.g., Longoni et al., 1993). Further, the first list items are typically rehearsed more, with rehearsal frequency decreasing across list positions (Bhatarah et al., 2009; Rundus, 1971; Tan & Ward, 2000; Ward 2002). In the visuo-spatial domain, an emerging body of research suggests the presence of spatial rehearsal. Said rehearsal can be gaze-based or attentional-based (Souza et al., 2020). Gaze-based rehearsal processes have been investigated with the dot task mentioned above (Morey et al., 2017; Tremblay et al., 2006). For instance, Tremblay et al. inserted a 10-second retention interval during which all to-be-remembered dots were visible. They computed the number of pairs for which there was an eye movement from dot n to dot $n+1$. Results showed that recall performance systematically increased with the number of rehearsals/fixations of dot pairs. Moreover, when rehearsal was blocked by asking participants to alternate fixations between two irrelevant locations, performance dropped dramatically. Guérard et al. (2009a) further showed that this type of spatial suppression abolishes the path length effect thought to rely on spatial rehearsal [e.g., when the overall length or the imaginary path connecting successive dots is lengthened, recall suffers (Parmentier et al., 2006)].

Echoing the work done with verbal rehearsal, in an early study, Geiselman and Bellezza (1977) investigated the distribution of gaze-based rehearsal across serial positions. In their study, eight to-be-remembered words were presented simultaneously on a single line. Their results showed that the number of gaze-based rehearsals decreased across serial positions. Furthermore, the number of gaze rehearsals was a good predictor of immediate recall. Within the dot task, at encoding, fixation durations on each dot systematically decreased across serial positions (Saint-Aubin et al., 2007; Morey et al., 2017). Overall, these results suggest that spatial, gaze-based, rehearsal likely supports performance in a visuo-spatial memory task like the dot task, and there is a clear suggestion that rehearsal decreases across serial positions, as is the case in the verbal domain (Bhatarah et al., 2009; Rundus, 1971; Tan & Ward, 2000; Ward 2002).

In the current study, based on the principles embedded in the RFM, we investigated the presence of a production effect for spatial information. More specifically, participants were asked to memorize the order and/or position of dots appearing at various spatial locations. At recall, all dots reappeared, and participants had to click on them in their presentation order (Exp.1 to 4). In Experiment 5 and 6, at the point of recall, only a blank screen was provided, and participants had to click on the location of the dots in their correct order. This task has been found to be functionally equivalent to verbal serial recall (Couture & Tremblay, 2006; Jones et al., 1995), although specifically relying on spatial representations (Guérard & Tremblay, 2008; Guitard et al., 2015). In the production condition, participants were asked to click on the items as they were presented. According to the RFM, clicking on the items should add relevant modality-dependent features, improving memory performance. However, asking participants to click on the items would constrain their eye movements and inhibit spatial rehearsal.

Experiment 1

In Experiment 1, using the dot task, we investigated the production effect in an immediate order reconstruction task. A 6 x 6 grid was visible throughout the trial. The dots appeared within the grid. Souza et al. (2020) showed that gaze-based rehearsal behaviours were more frequent and efficient in the presence of a grid compared to a control condition without a grid, leading to better memory performance. Therefore, if as observed with verbal materials and as predicted by the RFM, producing the item interfered with rehearsal processes, its deleterious impact should be more easily observed, relative to a condition where rehearsal is unhindered (Cyr et al., 2022; Saint-Aubin et al., 2021). This should hinder memory performance for produced items. Simultaneously, producing the items should add modality dependent features which would be beneficial to their performance. The observed result would depend on the relative weight of these two competing factors: the deleterious effect of production on rehearsal and of the additional features associated with production.

The impact of rehearsal on attenuating or masking the beneficial effect of the additional features induced by production was further investigated in Experiment 2 by modifying the control condition to reduce the difference between rehearsal opportunities in the control and the production conditions. Accordingly, four squares were displayed outside the grid. There was one square at each external corner of the grid. Participants were asked to click on one square each time a dot was presented. The squares were clicked clockwise with a different square being clicked for each dot. This procedure was modelled after the fifth experiment of Saint-Aubin et al. (2021) in which participants were asked to say an irrelevant word after the presentation of each to-be-remembered word. According to the RFM, under these conditions, performance should be higher for produced than control items.

Method

1
2
3
4 **Transparency and Openness.** In all experiments, we report all manipulations and
5
6 measures. All data are available in the Open Science Framework repository,
7
8 https://osf.io/qj4u3/?view_only=2f24f6113008470185a73ff81234bbb7 [Note to the reviewers: This
9
10 page will be made public once the manuscript has been accepted.] Study designs and analyses
11
12 were not preregistered. The research ethics committee of the Université de Moncton approved all
13
14 experiments.
15
16
17

18 **Sample Size Calculation.** To determine our sample size, we used G*Power 3.1.9.4 (Faul
19
20 et al., 2007) and the results of Experiment 1 of Cyr et al. (2022) who also used an 8-item list.
21
22 More specifically, we used the effect size for the critical interaction between presentation
23
24 modality (aloud vs. silent) and serial position (1–8) with the free recall procedure ($\eta_p^2 = .17$).
25
26 With that information, an a priori interaction for serial position and production as repeated
27
28 measures was computed with $\alpha = .05$, power of .95, and the default parameters were used for the
29
30 correlation among the repeated measures and the non-sphericity correction. The results from the
31
32 analysis revealed that a total of eight participants were needed. However, we decided to be
33
34 cautious, because the impact of production on a spatial task is unknown. We therefore
35
36 overpowered our design and calculated a sensitivity analysis. The results from our analysis
37
38 revealed that a total of 24 participants with $\alpha = .05$, power of .95, and the default parameters
39
40 would allow us to detect a small effect (Cohen's $f = 0.19$).
41
42
43
44
45
46
47

48 **Participants.** Twenty-four participants (16 female, 8 male) were recruited through the
49
50 Prolific platform. Participants had to be between 18 and 30 years old; to be from the United
51
52 States; to have English as their first language, normal or corrected-to-normal vision, a Prolific
53
54 approval rate of at least 90%, and not to have reading or writing related disorders, cognitive
55
56 impairments, or dementia. These selection criteria were used for all experiments. Participants
57
58
59
60
61
62
63
64
65

1
2
3
4 were paid £3.00. Participants gave their free and informed consent for this and subsequent
5
6 experiments. Five participants were excluded and replaced for not following the instructions
7
8 (e.g., not clicking on the dots while they were presented).
9

10
11 **Materials.** The experiment was controlled via PsyToolkit (Stoet, 2010, 2017). All stimuli
12
13 unless otherwise mentioned were presented on a black background. Each trial was initiated by
14
15 participant clicking on a green square 40 x 40 pixels. The stimuli were eight dots 30 x 30 pixels
16
17 displayed at random locations within a 6 x 6 grid of 600 x 600 pixels. White dots were used for
18
19 the presentation in the control condition, blue dots were used for the presentation in the clicked
20
21 condition and for all conditions at test the dots were yellow.
22
23
24
25

26 **Design.** A 2 x 8 repeated measure design was implemented with production (control vs.
27
28 clicked), and serial position (1 to 8) as repeated measure factors. The experiment was divided in
29
30 two counterbalance blocks across participants of 20 experimental trials preceded by two practice
31
32 trials. In the control block, participants were asked not to click on the dots while they were
33
34 presented while in the clicked block, participants had to click on the dots while there were
35
36 presented. For all participants, on each trial, the location of the dots was randomly drawn within
37
38 the pool of 36 positions with the constraint that any location could not be used more than once
39
40 within a trial.
41
42
43
44

45 **Procedure.** Participants were tested in one online experimental session lasting
46
47 approximately 20 minutes. For all conditions, a trial began when the participants clicked on the
48
49 green square presented at the center of the computer screen. Immediately after the initiation of
50
51 the trial, the 6 x 6 grid appeared and remained visible throughout the trial. After 500 ms, the dots
52
53 were presented at a rate of one dot every second (1000 ms on, 0 ms off). In the control block,
54
55 participants were instructed not to click on the dots while they were presented while in the
56
57
58
59
60
61
62
63
64
65

1
2
3
4 clicked block, participants had to click on the dots as they appeared; their responses were
5
6 recorded to ensure instructions were followed. After the last dot, the empty grid remained on
7
8 screen for 1000 ms, before all the dots reappeared simultaneously at their presented locations.
9
10 For all conditions, participants were instructed to reconstruct the order by clicking on the dots in
11
12 their original sequence from the first to the last. Once clicked, dots disappeared. This process
13
14 continued until all the dots were selected.
15
16
17

18 Results

19
20
21 The proportion of correct responses was analyzed as a function of production (control,
22
23 clicked) and serial position (1 to 8) via a repeated measure analysis of variance (ANOVA). As
24
25 shown in Figure 2, performance was better in the control condition ($M = .51$, $SD = .15$) relative
26
27 to the clicked condition ($M = .41$, $SD = .18$). This production cost is present on all serial
28
29 positions, but as predicted by the RFM, it appears slightly larger on the first serial positions than
30
31 on the last.
32
33
34

35
36 The repeated measure ANOVA confirmed these descriptive trends. The results revealed a
37
38 main effect of production condition, $F(1, 23) = 15.25$, $p < .001$, $\eta_p^2 = .40$, a main effect of serial
39
40 position, $F(7, 161) = 78.09$, $p < .001$, $\eta_p^2 = .77$, and an interaction between these factors, $F(7,$
41
42 $161) = 2.06$, $p = .026$, $\eta_p^2 = .09$. The latter interaction was further investigated via Post hoc
43
44 Tukey's honestly significant difference (HSD) tests. These tests revealed that the detrimental
45
46 effect of production by clicking was observed on all serial positions (all $ps < .042$), except
47
48 positions 5 ($p = .06$) and 7 ($p = .11$).
49
50
51
52

53
54 Results of Experiment 1 clearly show a large reversed production effect with a
55
56 detrimental impact of clicking on the items. According to the RFM, this negative impact occurs
57
58 because production disrupts rehearsal (Cyr et al., 2021; Saint-Aubin et al., 2021) and adds few
59
60
61
62
63
64
65

modality-dependent features. Therefore, if rehearsal opportunities were better equated between the production and the control conditions, the positive impact of production should emerge.

Experiment 2

Experiment 2 was identical to Experiment 1, except that in the control condition, participants had to click on four squares located outside the corners in the presented grid. This is reminiscent of Experiment 5 with verbal materials of Saint-Aubin et al. (2021) and it should give rise to a positive production effect. Clicking on the squares should block visuo-spatial rehearsal in the control condition. Therefore, the beneficial impact of adding distinctive modality dependent features in the production condition should emerge.

Method

Participants. Twenty-four different participants (20 female, 4 male) who did not take part in the previous experiment were recruited through the Prolific platform with the same selection criteria used in Experiment 1. Eight participants were excluded and replaced for not following the instructions (e.g., not clicking when they had to).

Materials, Design, Procedure. The materials, the design, and the procedure were identical to Experiment 1, except for the following changes. In all trials, while the grid was presented, 4 gray squares of 25 x 25 pixels were presented outside of the 4 grid corners (see Figure 3). While the items were presented the square starting from the top left change from gray to red clockwise at a rate of one change every second (1000 ms, 0 ms off). In the control clicked condition, participants had to click on the red squares while they were presented simultaneously with the dots. In the experimental clicked condition, participants had to ignore the red squares and click on the dots while they were presented.

Results

As shown in Figure 4, the proportion of correct responses was superior in the experimental clicked ($M = .37, SD = .17$), relative to the control-clicked condition ($M = .28, SD = .13$). The production benefit of clicking on the dots as they appeared was found for almost all serial positions. The ANOVA showed the presence of a main effect of production condition, $F(1, 23) = 17.67, p < .001, \eta_p^2 = .43$, a main effect of serial position, $F(7, 161) = 23.65, p < .001, \eta_p^2 = .51$, and a two-way interaction, $F(7, 161) = 5.06, p < .001, \eta_p^2 = .18$. Post hoc Tukey's HSD tests confirmed that the benefit of clicking on the items relative to clicking on irrelevant information was observed for all serial positions (all $ps < .015$), except the 6th ($p = .86$).

Discussion

Overall, results of Experiments 1 and 2 suggest that producing visuo-spatial items by clicking on them is associated with both a benefit and a cost. The predictions based on the RFM were well supported by the reported findings. According to the RFM, increasing relevant modality-dependent features through production supports recall. However, clicking on the items would hinder performance by interfering with rehearsal. Interactions with serial positions are expected because of the diminishing role of rehearsal across positions. In the present case, the cost related to production appears to outweigh the distinctiveness benefits of production, given Experiment 1 showed worse performance in the production condition. This hypothesis is supported by the presence of a large positive production effect when the control condition involved clicking on irrelevant locations (Experiment 2). Overall, performance in the control condition of Experiment 1, where rehearsal was not impeded, was 51%; that dropped to an overall performance of 28% in Experiment 2, where rehearsal opportunities would have been limited. This 23% decrement is of the same magnitude as the decrement observed in previous studies blocking visuo-spatial rehearsal by requiring irrelevant eye movements (Guérard et al.,

2009a; Tremblay et al., 2006). To further establish the role of rehearsal, a between experiment ANOVA was computed with production (production vs. control) and experiment (Experiment 1 vs. Experiment 2) as factors. The analysis revealed the expected interaction, $F(1, 46) = 32.35, p < .001, \eta_p^2 = .41$.

Experiment 3

In Experiments 1 and 2, a grid was used to promote visuo-spatial rehearsal (Souza et al., 2020). However, the presence of the grid may also have promoted verbal recoding. Labels could be used based on the limited number of grid squares; alternatively, with some effort, positions could be converted into a set of coordinates as in the battleship board game. In the example provided in Figure 3, the dots can be represented by the following coordinates: A6, D1, C5, etc. To reduce the probability of verbal recoding, it has been suggested that the dots be presented on a blank screen without place holders (Jones et al., 1995; Guérard & Tremblay, 2008). Therefore, the design of Experiment 1 and 2 was replicated in Experiments 3 and 4 without the grid.

Method

Participants. Another sample of twenty-four different participants (14 female, 10 male) who did not take part in any of the previous experiments were recruited through the Prolific platform with the same selection criteria as Experiments 1 and 2. Eleven participants were excluded and replaced for not following the instructions (e.g., not clicking).

Materials, Design, Procedure. The materials, design, and procedure of Experiment 1 were replicated, except for the following changes. The 6 x 6 grid was replaced by a 600 x 600 square with a grey border in which the dots were presented at random locations. Unlike the previous experiment, due to programming constraints, 40 random sequences of 8 locations were created with the rule that any two dots had to be separated by at least the distance of one dot (30

pixels) and all dots had to be presented within the square. Half of the lists were allocated to the control condition and the other half to the experimental condition. The order of the dots within a list was identical for all participants, but the lists were randomized within each block. Lastly, the lists were counterbalanced across participants to ensure that the lists were used equally often in the control and the production condition.

Results

Like in Experiment 1, Figure 5 shows that the proportion of correct responses was superior in control condition ($M = .47$, $SD = .13$) relative to the experimental condition in which participants had to click on the dots while they were presented at encoding ($M = .36$, $SD = .15$). The ANOVA revealed a main effect of production condition, $F(1, 23) = 19.17$, $p < .001$, $\eta_p^2 = .45$, a main effect of serial position, $F(7, 161) = 37.19$, $p < .001$, $\eta_p^2 = .62$, and a two-way interaction, $F(7, 161) = 3.89$, $p < .001$, $\eta_p^2 = .14$. Post hoc Tukey's HSD tests indicated that the detrimental effect was observed for early serial positions 1 to 3 and position 6 (all $ps < .002$), but not the other positions (i.e., 4, 5, 7; all $ps > .06$).

Discussion

Results of Experiment 3 nicely reproduced those observed in Experiments 1. The main difference was the more pronounced interaction between production and serial positions. This larger interaction fits well with the hypothesis that in some cases there might have been a verbal recoding of the spatial information in Experiment 1 (Guérard et al., 2009a; Jones et al., 1995). With verbal recoding, the detrimental effect of producing the items on visuospatial rehearsal would be attenuated. Since rehearsal is more prevalent for earlier serial positions, disrupting rehearsal should have more impact for early positions; this is more clearly the case here than in Experiment 1.

Experiment 4

Experiment 4 was identical to Experiment 3, except that in the control condition, participants had to click on the four squares located outside the grid corners, as in Experiment 2. The experiment served two purposes. First, this within-study conceptual replication of Experiment 2 is important for establishing that the spatial production effect observed in Experiment 2 is reproducible. Second, it is important to demonstrate a spatial production effect when it is not possible to verbally recode the items.

Method

Participants. A novel sample of twenty-four different participants (19 female, 5 male) were recruited via Prolific. None of the participants had taken part in the previous experiments and the eligibility criteria were identical to the previous experiments. As before, some participants (8 in this experiment) were excluded and replaced for not following the instructions (e.g., not clicking).

Materials, Design, Procedure. The materials, the design, and the procedure were identical to those of Experiment 3, except that in the control condition, participants had to click on the four squares located just outside the corners of the square in which the dots were presented. Participants clicked on the squares in step with dots presentation.

Results

As shown in Figure 6, despite the methodological changes (with or without a grid), the results echo those of Experiment 2. Participants were better when they clicked on the dots when they were presented, that is in the experimental-clicked condition ($M = .33$, $SD = .13$), relative to when they clicked on the irrelevant squares in the control-clicked condition ($M = .25$, $SD = .10$).

The beneficial effect of clicking on the dots while they were presented can be seen for all serial positions except the last few (7 and 8).

The results from the ANOVA confirmed these observations. Once again, there was a main effect of production condition, $F(1, 23) = 24.41, p < .001, \eta_p^2 = .51$, a main effect of serial position, $F(7, 161) = 18.44, p < .001, \eta_p^2 = .44$, and a two-way interaction, $F(7, 161) = 6.92, p < .001, \eta_p^2 = .23$. In line with the visual inspection, the post hoc Tukey's HSD tests revealed that the beneficial effect of production was observed on the first 6 serial positions (all $ps < .02$), but not on the last two positions (all $ps > .09$).

Discussion

Removing the grid in Experiments 3 and 4 produced results that replicated the findings with a grid in Experiments 1 and 2. More specifically, as expected by the RFM, a detrimental effect of production when rehearsal opportunities were not equated was observed in Experiment 3 and a beneficial effect of production when rehearsal opportunities were better equated was observed in Experiment 4. This was further tested by computing a between-experiments ANOVA with production (production vs. control) and experiment (Experiment 3 vs. Experiment 4) as factors. As predicted by the RFM, the interaction between both factors was significant, $F(1, 46) = 42.29, p < .001, \eta_p^2 = .48$.

Experiment 5

In this last series of experiments, we examined whether the pattern of results observed in previous studies would be observed with a recall task where participants had to remember the actual locations of the presented items. In verbal recall, the production effect has been observed with both reconstruction and recall, and the effect is larger with recall than reconstruction (Cyr et al., 2022; Saint-Aubin et al., 2021). In the spatial domain, the boundary conditions of the

phenomenon remain unknown. Here we attempted to fill this gap. Experiment 5 was identical to Experiment 3, except that at the point of recall, the dots did not reappear. Participants were asked to click on the positions of the presented items, as they remembered them, and in the original order of presentation.

Method

Participants. Twenty-four participants (15 female, 9 male) were recruited via Prolific based on the same inclusion criteria as the previous experiments. In addition, none of the participants took part in any of the previous experiments. In this experiment, six participants were excluded and replaced for not following the instructions (e.g., not clicking).

Materials, Design, Procedure. The materials, the design, and the procedure were identical to those used in Experiment 3, except that list length was reduced to sequences of six dots to account for the increased difficulty of the task. In addition, as mentioned, dots were not represented at the point of retrieval; participants had to click on the blank screen to recall the location of the dots. They were asked to reproduce the presentation order of the items in their clicking responses. When the participants clicked on a location, a yellow dot appeared. This was repeated until the participants had clicked six times.

Results

As previously used in the field, the dependent measure was the absolute distance in pixels between the participants' response and the exact presentation location (Guérard et al., 2009b; Postma & DeHaan, 1996). A larger distance corresponds to reduced precision and poorer performance. As shown in Figure 7, the results were consistent with previous experiments; there was a large detrimental effect of production by clicking ($M = 164.00$, $SD = 58.47$) relative to the

control condition ($M = 137.46$, $SD = 56.71$) despite the methodological changes. The production cost was observed across all serial positions.

A 2 x 6 ANOVA was conducted with production condition and serial position as factors. The results from the analysis revealed a main effect of production condition, $F(1, 23) = 29.46$, $p < .001$, $\eta_p^2 = .56$, a main effect of serial position, $F(5, 115) = 34.56$, $p < .001$, $\eta_p^2 = .60$, and a two-way interaction, $F(5, 115) = 2.81$, $p = .020$, $\eta_p^2 = .11$. The post hoc Tukey's HSD tests revealed that the production cost was observed across all six serial positions (all $ps < .04$).

Experiment 6

Experiment 6 was identical to Experiment 5 except that, as in Experiments 2 and 4, the control condition involved clicking on four irrelevant squares while the dots were presented. A beneficial production effect was expected because rehearsal opportunities would be more similar across conditions.

Method

Participants. A last group of twenty-four participants (15 female, 9 male) were recruited via Prolific based previous inclusion criteria with the additional constrain that none of the participants had participated in the previous experiments. In this experiment, eight participants were excluded and replaced for not following the instructions (e.g., not clicking).

Materials, Design, Procedure. The materials, the design, and the procedure were identical to Experiment 5, except that participants in the control condition had to click on irrelevant squares during the presentation of the dots like in Experiments 2 and 4.

Results

The results are illustrated in Figure 8. As expected according to RFM, participants were better when they clicked on the dots ($M = 153.98$, $SD = 64.80$) during presentation relative to

when they clicked on irrelevant squares ($M = 214.67$, $SD = 63.83$). The production benefit was observed across serial positions.

An ANOVA confirmed these observations. In line with previous experiments, the analysis revealed the presence of a main effect of production condition, $F(1, 23) = 47.13$, $p < .001$, $\eta_p^2 = .67$, a main effect of serial position, $F(5, 115) = 12.29$, $p < .001$, $\eta_p^2 = .35$, and a two-way interaction, $F(5, 115) = 9.95$, $p < .001$, $\eta_p^2 = .30$. The post hoc Tukey's HSD tests confirmed that the production benefit was observed across all positions (all $ps < .001$).

Discussion

Once again, despite the methodological changes and another measure (absolute distance), the results in Experiments 5 and 6 were consistent with the expectations derived from the RFM. In effect, the between-experiments ANOVA revealed the expected two-way interaction between production (production vs. control) and experiment (Experiment 5 vs. Experiment 6), $F(1, 46) = 74.55$, $p < .001$, $\eta_p^2 = .62$. More specifically, when rehearsal opportunity was not equated across conditions in Experiment 5, production had a negative impact on the precision of participant responses. Conversely, when rehearsal opportunity was better equated in Experiment 6, production had a positive effect on memory precision. Overall, the results provide unambiguous evidence to support the robustness of the short-term spatial production effect across 6 experiments with 3 different methodologies.

Modelling of Experiments 1-4

Our central claim is that the RFM can accommodate the key experimental findings of a spatial production effect that we have observed in the experiments reported above. Our aim is therefore to show that the RFM can produce satisfactory fits to the data and accommodate our

1
2
3
4 results, while relying on a small number of principled and psychologically relevant parameter
5
6 adjustments. For reasons we will discuss further below, we will restrict ourselves to considering
7
8 Experiments 1-4. Below we give a summary of the essential elements of the RFM, further details
9
10 can be found in Saint-Aubin et al. (2021) and Cyr et al. (2022).
11
12

13
14 In the RFM, items are represented by vectors of features taking values 1-3, or 0 for a
15
16 feature which has been overwritten. The representation will include modality independent
17
18 features, in this case basic information about the spatial location, and modality dependent
19
20 features, which depend on how the stimuli were presented.
21
22

23
24 On presentation, a representation of the item is stored in secondary memory, and a copy
25
26 of that representation is also stored in primary memory as a cue, which will subsequently be used
27
28 to try and retrieve the item. As items are presented, there is a process of retroactive interference
29
30 where, if feature i of item n matches feature i of previously presented item m , then this feature of
31
32 item m is overwritten with probability $e^{-\lambda(n-m-1)}$. This means there is complete overwriting of
33
34 any shared features by the immediately subsequent item, but presentation of an item can also,
35
36 with a smaller probability, overwrite features of items further back in the list.
37
38

39
40 Overwriting degrades the representation of items in primary memory, but this can be
41
42 partially restored by rehearsal. After presentation of each item, there is a rehearsal process which
43
44 functions to restore any overwritten feature with a probability given by $re^{-\frac{(m-1)^2}{9}}$ where m is the
45
46 most recently presented item and r is a constant which encodes the rehearsal strength or
47
48 effectiveness. The factor of 9 means rehearsal tends to be most effective for the first four items in
49
50 a list, in line with Bhatarah, et al (2009).
51
52

53
54 After list presentation there is a final process of overwriting and rehearsal of modality
55
56 independent features only, and the resulting set of cues can then be used for recall. Recall in the
57
58
59
60
61
62
63
64
65

RFM is similarity based, where the similarity between an item n and a cue m is given by

$s(n, m) = e^{-aP_{nm}}$ where P_{nm} is the proportion of mismatching features between the cue and item.

In line with previous work (Cyr et al., 2022) we assume that reconstruction is functionally similar to serial recall. The probability of recalling item n as having appeared in position m is then given by a softmax rule, with temperature parameter τ ,

$$p(n, m) = \frac{e^{\frac{s(n,m)}{\tau}}}{\sum_k e^{\frac{s(n,k)}{\tau}}}$$

The important parameters in the model are therefore the numbers of modality dependent and independent features, the distance scaling parameter, the overwriting and rehearsal strengths, and the temperature parameter. Our central results are based on the fact that increasing the number of modality dependent features improves recall, particularly at the end of the list, while increasing rehearsal also improves recall, particularly at the start of the list.

As it currently stands, the RFM chooses from a set of items to recall (it can also handle omissions where necessary). In Experiments 5 and 6 responses are continuous and not categorised as correct or error, and the RFM cannot model these sorts of outputs. We therefore restrict ourselves to modelling Experiments 1-4.

As with previous work our strategy is to try and fit as many conditions simultaneously as possible, to provide the most severe test of the model. We therefore group the data from Experiments 1+2 and 3+4 and treat these as if they arise from two experiments, each with four conditions. For Experiments 1+2 we fix the overwriting and temperature parameters for all four conditions, we allow the rehearsal parameter to vary between the control, clicked, and control-clicked conditions, and we allow the distance scaling parameter to vary between the conditions that formed Experiments 1 and 2 to allow for any overall difficulty increase or variation in

1
2
3
4 participant quality. For all conditions, we set the number of Modality Independent features to 20,
5
6 in addition the control and control-clicked had an additional 5 modality dependent features, and
7
8 the clicked condition had 10 modality dependent features. Experiments 3+4 were treated in an
9
10 identical way except that we assumed fewer modality independent features in the control and
11
12 control-clicked conditions, 2 instead of 5, reflecting the absence of the grid as a reference point.
13
14
15

16 Model fitting details can be found in the appendix, and in Figures 9-10. Generally, fits are
17
18 good, capturing the patterns in the data well with little systematic variation. Estimates for the
19
20 best fitting parameters are also included in the appendix, but the key finding is systematically
21
22 lower rehearsal rates in the Control-Clicked vs Clicked vs Control conditions, both for
23
24 Experiments 1+2 (0.982, 0.651, 0.399) and Experiments 3+4 (0.731, 0.414, 0.119), confirming
25
26 our hypothesis that production and irrelevant clicking suppress rehearsal.
27
28
29

30 In summary, the RFM can capture the observed pattern in the data from Experiment 1-4,
31
32 both qualitatively, and with good quantitative agreement. It does this by assuming more modality
33
34 dependent features, and suppressed rehearsal, for produced items.
35
36
37

38 **General Discussion**

39
40 In this paper, we focussed on memory for recently encountered visuo-spatial events. Our
41
42 capacity to efficiently encode and use this type of information underpins numerous everyday
43
44 activities. The latter include orienting ourselves relative to other people or objects, planning
45
46 routes, planning, and controlling movement, and building our knowledge of important
47
48 configurations. Such activities encompass the mundane, e.g., going to the kitchen to gather our
49
50 cup of tea as well as the life-preserving, such as remembering the position of a hidden exit
51
52 indicated on a recent road sign. Better understanding how we accomplish these small feats of
53
54 processing and memory will deliver benefits in applied areas such as learning, training, and
55
56
57
58
59
60
61
62
63
64
65

1
2
3
4 sports, as well as improve our basic knowledge of cognitive functioning and interaction with the
5
6 world. It can also contribute to the development of useful tools, which, for example, could
7
8 support failing memory in everyday life. Finally, such understanding can also guide research in
9
10 related domains such as cognitive neuroscience and rehabilitation following brain-trauma.
11
12

13
14 To make progress towards these goals, this paper examined a series of predictions,
15
16 derived from the RFM (Saint-Aubin et al., 2021, 2023). The model has already been successfully
17
18 used to account for memory performance in the verbal domain, both in paradigms associated
19
20 with memory over the short-term (immediate serial recall and immediate order reconstruction)
21
22 and with memory over the long-term (e.g., delayed free recall) (Cyr et al., 2022; Poirier et al.,
23
24 2019). In this paper, we relied on the principles imbedded in the RFM to predict new empirical
25
26 effects in the visuo-spatial domain. More specifically, we tested predictions relating to non-
27
28 verbal production by calling upon simple visuo-spatial tasks, requiring memory for spatial events
29
30 and their order. In Experiments 1, 2, 3 and 4, the task was to remember the order of appearance
31
32 of a sequence of dots briefly appearing on a computer screen (Jones et al., 1995). In Experiments
33
34 5 and 6, memory for the order and the *actual* locations of items were required. As outlined
35
36 above, we relied on feature-based encoding, and assumed that pointing at the to-be-remembered
37
38 positions provided extra, retrieval-relevant material; rehearsal was also called upon to explain
39
40 our findings, as was the idea that retrieval is based on relative distinctiveness. We believe these
41
42 demonstrations to be important because they suggest a combination of processes that are domain
43
44 general while also acknowledging domain-specific dimensions (see also, Poirier et al., 2019).
45
46
47
48
49
50
51

52
53 The results of all six experiments are highly coherent. Overall, all production effects are
54
55 large with an average Cohen's f of 1.14. This value is much larger than what is found in the
56
57 verbal domain with pure lists and an immediate serial recall or an order reconstruction task (e.g.,
58
59
60
61
62
63
64
65

Grenfell-Essam et al., 2017; Saint-Aubin et al., 2021). The coherence of the observed results across six experiments contributes to establishing the production effect as a useful phenomenon for assessing memory models (Simon, 2014).

Experiment 1 first established that production – in this case clicking on a dot position as it appeared on the screen – had a negative impact on performance when compared to a condition in which items were simply presented with no pointing. This detrimental effect was replicated in Experiment 3 in which the grid was removed from the screen and in Experiment 5 with a recall task. As mentioned in the introduction, according to the RFM, producing the items would add relevant modality dependent features. With these additional features, the items would be more distinctive and therefore more likely to be properly recalled (Cyr et al., 2022; Saint-Aubin et al., 2021). However, the addition of said features comes at a cost; it blocks rehearsal. In visual-spatial short-term ordered recall tasks, it has been suggested that items are maintained through rehearsal based on eye movements (e.g., Baddeley, 1986; Guérard et al., 2009a; Morey et al., 2018; Tremblay et al., 2006). In this context, rehearsal has been seen as a way of refreshing the activation of an item in memory (e.g., Baddeley, 1986) or as a strategy for transforming a series of items into a sequence of movements, which would support recall (Logie, 1995). Irrespective of how visual-spatial rehearsal is modeled, the need to drag the mouse from one location to another and to click on the item would disrupt rehearsal. This deleterious by-product of production would partly or totally offset the benefit of producing the item.

In the context of similarities between the verbal and the spatial production effect, one may wonder about the absence of an interaction between production and serial positions. In effect, in free recall, order reconstruction and immediate serial recall of verbal materials, compared to control items, produced items are better recalled at the end of the list and less well

recalled at the beginning of the list (see Fawcett et al., 2022 and Gionet et al., 2022, for reviews).

As shown above, the major difference with verbal materials is the smaller number of modality dependent features. Back in 1990, Nairne assumed that visually presented verbal items would have 2 modality dependent features, while aurally presented items would have 20. In line with way of modelling the modality effect, with verbal materials we assumed control items had 2 modality dependent features and orally produced items had 20 (Cyr et al., 2022; Saint-Aubin et al., 2021). Within this logic, here we assumed control items would only have 2 or 5 modality dependent features and produced items would have 10. As shown in the section above, this difference in the number of modality dependent features is not enough to overcome the disadvantage of blocking rehearsal by the act of producing the items.

In Experiment 2, we directly manipulated rehearsal opportunities in the control condition by introducing a control-clicking condition in which participants had to click on irrelevant locations; the premise is that this constrains their eye movements, which in turn inhibits visuo-spatial rehearsal (Guérard et al., 2009a; Tremblay et al., 2006). The expectation was that this would remove or reverse the advantage of the control condition as hindering rehearsal in this way would better equate the production and control condition when it comes to rehearsal opportunities. Therefore, the advantage procured by the distinctive features generated by production could come to the fore. This view was supported by the findings of Experiment 2, as in the control-clicking condition, performance dropped below what is seen with production. The effect nicely replicated in Experiment 4 without the grid and in Experiment 6 with a recall task. In all experiments, the predictions of the RFM were well supported. Moreover, the model provided a good fit for the observed data in Experiments 1+2, and 3+4 – even though all the

1
2
3
4 conditions within these experiments were modelled simultaneously, something that is a more
5
6 stringent test than modelling each experiment's data separately.
7
8

9 Taken together what do the reported finding imply? This paper was centred on testing the
10
11 idea that visually orienting to a relevant location, planning a movement and executing it would
12
13 lead to a richer encoding of the studied locations, one that would include features generated by
14
15 the activities just described. The inclusion or addition of these features matter as they will be
16
17 slightly different for each item and because most of them will be absent from the encoding of
18
19 similar events in the control conditions. These extra relevant features are thought to increase the
20
21 relative distinctiveness of each item – that is, they make each item a little more unique relative to
22
23 other similar candidates that compete for retrieval. It is not the number of features that matters –
24
25 it is the relative distinctiveness they provide that makes a difference.
26
27
28
29
30

31 The other important idea that heavily contributed to the predictions we put forward
32
33 relates to the cost associated to the generation of the additional features. Based on prior research,
34
35 we assumed that the visual control mechanisms involved in identifying locations are also
36
37 involved in visuo-spatial rehearsal (e.g., Awh & Jonides, 2001; Tremblay et al., 2006).
38
39 Therefore, the production of an item by pointing and clicking on it would disrupt rehearsal by
40
41 calling upon the same resources. It follows that although clicking generates relevant features for
42
43 the to-be-remembered item, it also interferes with rehearsal of the presented information.
44
45
46
47

48 One issue that requires some discussion relates to the fact that the work reported here,
49
50 together with prior uses of the RFM within the verbal domain, imply that the same architecture
51
52 and processes can account for both verbal and non-verbal recall performance. This somewhat
53
54 more general point was the focus of a paper by Poirier et al (2019). They used the Brooks' verbal
55
56 and visuo-spatial matrix tasks (Brooks, 1967), and compared conditions where the tasks were
57
58
59
60
61
62
63
64
65

performed alone, with articulatory suppression, or with a spatial suppression task. The latter secondary tasks are called upon to selectively interfere with rehearsal of verbal and visuo-spatial material, respectively. The results produced the expected double dissociations: Spatial suppression interfered selectively with the spatial version of the task, while verbal suppression had an equivalent selective impact on verbal short-term recall. Poirier et al. fit the RFM to these findings as well as to data from Guérard and Tremblay (2008). The latter study produced a double dissociation while calling upon more typical verbal and visuo-spatial order reconstruction tasks. In the case of both data sets, the model performed well; the implication was that double dissociations can easily be obtained without proposing separate memory systems for verbal and visuo-spatial processing. In essence, popular assumptions, proposing modularity or separate systems as an interpretation of double dissociations (e.g., Baddeley & Hitch, 1974; Baddeley, 1986) are unnecessary within the RFM; modularity is replaced by the idea that spatial and verbal tasks generate different types of features. Without rehearsing the full argument here, it was proposed that a feature-based view is more parsimonious than a modular view (see Morey, 2018) and offers flexibility in accounting for multiple benchmark effects in the field.

Future Directions

In the current studies, the benefit of adding modality dependent features in the production condition was insufficient to counteract the cost to rehearse, resulting in a detrimental effect of production across the serial position curve. When rehearsal was hindered in the control condition also, the effect was reversed, generating a clear benefit for the visuo-spatial point-and-click production condition. By contrast, in the verbal domain, the addition of modality dependent features can offset the cost to rehearsal for the recency part of the serial position; this gives rise to an interaction between production and serial position (Cyr et al., 2022; Gionet et al., 2022;

Saint-Aubin et al., 2022). In future studies, it would be important to demonstrate that the addition of modality dependent features in the visual spatial domain can lead to the same crossover interaction as observed in the verbal domain. This could be done by using the bubble view technique: a mouse-contingent moving-window display (Kim et al., 2017). With the bubble view method, the whole screen is blurred. When the participant clicks on a location, a small circular area of the image is displayed in its original resolution. With a blurred image in the control condition, it would be possible to perform the dot task. Production in the bubble view condition should add modality dependent features; these additional modality dependent features may be sufficient to produce a crossover interaction, as observed in the verbal domain. Another line of research would involve testing the assumption that production blocked spatial rehearsal. Using eye movement monitoring techniques, future studies should directly assess the impact of production on overt rehearsal based on eye movements (e.g., Tremblay et al., 2006).

Conclusion

Here, we discovered a new phenomenon: the spatial production effect. This discovery is important because a model guided it: the RFM. The interest of the RFM relies on its capacity to enlighten us about how memory works and to provide further insight into the important dimensions and principles underpinning encoding and retrieval. In the case of the RFM, said principles include the impact of extra, distinctive features, relative to surrounding memoranda. Also, modelling production effects with the RFM highlights the role of rehearsal; the latter is viewed as a form of fast covert retrieval of the item, which reinstates some of features affected by retroactive interference. Another important dimension that is underscored relates to the cost-benefit trade-off that can exist between rehearsal and the encoding of supplementary features. In conditions where acquiring extra features involves mechanisms that are also recruited by

rehearsal, then one will offset the other. In sum, with the RFM, we further demonstrated how a simple set of principles can account for a complex pattern of results.

References

- Atkinson, R. C., & Shiffrin, R. M. (1968). Human memory: A proposed system and its control processes. In K. W. Spence & J. T. Spence (Eds.), *The psychology of learning and motivation* Vol. 2, pp. 89–195). Oxford: Academic Press.
doi:[https://doi.org/10.1016/S0079-7421\(08\)60422-3](https://doi.org/10.1016/S0079-7421(08)60422-3)
- Awh, E., & Jonides, J. (2001). Overlapping mechanisms of attention and spatial working memory. *Trends in Cognitive Sciences*, 5(3), 119–126. [https://doi.org/10.1016/S1364-6613\(00\)01593-X](https://doi.org/10.1016/S1364-6613(00)01593-X)
- Baddeley, A. D. (1986) *Working memory*. Oxford: Oxford University Press.
- Baddeley, A. D. & Hitch, G. J. (1974). Working memory. In G. H. Bower (Ed.), *The psychology of learning and motivation: Advances in research and theory* (Vol. 8, pp. 47–90). New York: Academic Press.
- Bhatarah, P., Ward, G., Smith, J., & Hayes, L. (2009). Examining the relationship between free recall and immediate serial recall: Similar patterns of rehearsal and similar effects of word length, presentation rate, and articulatory suppression. *Memory & Cognition*, 37(5), 689–713. <https://doi.org/10.3758/MC.37.5.689>
- Barrouillet, P., & Camos, V. (2015). *Working memory: Loss and reconstruction*. Hove, UK: Psychology Press. Barrouillet, P., De Paepe,
- Brooks, L. R. (1967). The suppression of visualization by reading. *The Quarterly Journal of Experimental Psychology*, 19, 289–299. doi: <https://doi.org/10.1080/14640746708400105>
- Camos, V. (2015). Storing verbal information in working memory. *Current Directions in Psychological Science*, 24(6), 440–445. <https://doi.org/10.1177/0963721415606630>

- 1
2
3
4 Camos, V. (2017). Domain-specific versus domain-general maintenance in working memory:
5
6 Reconciliation within the time-based resource sharing model. In B. H. Ross (Ed.), *The*
7
8 *psychology of learning and motivation*. (Vol. 67, pp. 135–171). Elsevier Academic Press.
9
10
11
12 Couture, M., & Tremblay, S. (2006). Exploring the characteristics of the visuospatial Hebb
13
14 repetition effect. *Memory & Cognition*, *34*(8), 1720–1729.
15
16 <https://doi.org/10.3758/BF03195933>
17
18
19 Cowan, N. (1999). An Embedded-Processes Model of working memory. In A. Miyake & P. Shah
20
21 (Eds.), *Models of working memory: Mechanisms of active maintenance and executive*
22
23 *control* (pp. 62–101). Cambridge University Press.
24
25 <https://doi.org/10.1017/CBO9781139174909.006>
26
27
28
29 Cyr, V., Poirier, M., Yearsley, J. M., Guitard, D., Harrigan, I., & Saint-Aubin, J. (2022). The
30
31 production effect over the long term: Modeling distinctiveness using serial positions.
32
33 *Journal of Experimental Psychology: Learning, Memory, and Cognition*, *48*(12), 1797–
34
35 1820. <https://doi.org/10.1037/xlm0001093.supp> (Supplemental)
36
37
38
39 Engle, R. W. (2018). Working memory and executive attention: A revisit. Perspectives on
40
41 *Psychological Science*, *13*(2), 190–193. <https://doi.org/10.1177/1745691617720478>
42
43
44 Fawcett, J. W., Baldwin, M. M., Whitridge, J. W., Swab, M., Malayang, K., Hiscock, B., Drakes,
45
46 D. H., & Willoughby, H. V. (2022). Production improves recognition and reduces
47
48 intrusions in between-subject designs: an updated meta-analysis. *Canadian Journal of*
49
50 *Experimental Psychology*.
51
52
53 Faul, F., Erdfelder, E., Lang, A.-G., & Buchner, A. (2007). G*Power 3 : A flexible statistical
54
55 power analysis program for the social, behavioral, and biomedical sciences. *Behavior*
56
57 *Research Methods*, *39*(2), 175–191. <https://doi.org/10.3758/BF03193146>
58
59
60
61
62
63
64
65

Fernandes, M. A., Wammes, J. D., & Meade, M. E. (2018). The surprisingly powerful influence of drawing on memory. *Current Directions in Psychological Science*, *27*(5), 302–308.

<https://doi.org/10.1177/0963721418755385>

Forrin, N. D., MacLeod, C. M., & Ozubko, J. D. (2012). Widening the boundaries of the production effect. *Memory & Cognition*, *40*(7), 1046–1055.

<https://doi.org/10.3758/s13421-012-0210-8>

Geiselman, R. E., & Bellezza, F. S. (1977). Eye movements and overt rehearsal in word recall. *Journal of Experimental Psychology: Human Learning and Memory*, *3*(3), 305–315.

<https://doi.org/10.1037/0278-7393.3.3.305>

Gionet, S., Guitard, D., & Saint-Aubin, J. (2022). The production effect interacts with serial positions: Further evidence from a between-subjects manipulation. *Experimental*

Psychology, *69*(1), 12–22. <https://doi.org/10.1027/1618-3169/a000540>

Grenfell-Essam, R., Ward, G., & Tan, L. (2013). The role of rehearsal on the output order of immediate free recall of short and long lists. *Journal of Experimental Psychology:*

Learning, Memory, and Cognition, *39*(2), 317–347. <https://doi.org/10.1037/a0028974>

Guérard, K., & Tremblay, S. (2008). Revisiting evidence for modularity and functional

equivalence across verbal and spatial domains in memory. *Journal of Experimental*

Psychology: Learning, Memory, and Cognition, *34*(3), 556–569.

<https://doi.org/10.1037/0278-7393.34.3.556>

Guérard, K., Tremblay, S., & Saint-Aubin, J. (2009a). The processing of spatial information in short-term memory: Insights from eye tracking the path length effect. *Acta Psychologica*,

132(2), 136–144. <https://doi.org/10.1016/j.actpsy.2009.01.003>

Guérard, K., Tremblay, S., & Saint-Aubin, J. (2009b). Similarity and binding in memory: Bound to be detrimental. *The Quarterly Journal of Experimental Psychology*, *62*(1), 26–32.

<https://doi.org/10.1080/17470210802215277>

Guitard, D., & Saint-Aubin, J. (2015). A replication of “Functional equivalence of verbal and spatial information in serial short-term memory (1995; Experiments 2 and 3)”.

Quantitative Methods for Psychology, *11*(2), r4-r7.

<https://doi.org/10.20982/tqmp.11.2.r004>

Jamieson, R. K., Mewhort, D. J. K., & Hockley, W. E. (2016). A computational account of the production effect: Still playing twenty questions with nature. *Canadian Journal of*

Experimental Psychology, *70*(2), 154–164. <https://doi.org/10.1037/cep0000081>

Jamieson, R. K., & Spear, J. (2014). The offline production effect. *Canadian Journal of*

Experimental Psychology, *68*(1), 20–28. <https://doi.org/10.1037/cep0000009>

Jamieson, R. K., Mewhort, D. J. K., & Hockley, W. E. (2016). A computational account of the production effect: Still playing twenty questions with nature. *Canadian Journal of*

Experimental Psychology, *70*(2), 154–164. <https://doi.org/10.1037/cep0000081>

Jonker, T. R., Levene, M., & Macleod, C. M. (2014). Testing the item-order account of design effects using the production effect. *Journal of Experimental Psychology: Learning,*

Memory, and Cognition, *40*(2), 441–448. <https://doi.org/10.1037/a0034977>

Jones, D., Farrand, P., Stuart, G., & Morris, N. (1995). Functional equivalence of verbal and spatial information in serial short-term memory. *Journal of Experimental Psychology:*

Learning, Memory, and Cognition, *21*(4), 1008–1018. [https://doi.org/10.1037/0278-](https://doi.org/10.1037/0278-7393.21.4.1008)

[7393.21.4.1008](https://doi.org/10.1037/0278-7393.21.4.1008)

- 1
2
3
4 Kelly, M. O., Ensor, T. M., Lu, X., MacLeod, C. M., & Risko, E. F. (2022). Reducing retrieval
5
6 time modulates the production effect: Empirical evidence and computational accounts.
7
8 *Journal of Memory and Language*, 123, 1–14. <https://doi.org/10.1016/j.jml.2021.104299>
9
10
11 Kim, N. W., Bylinskii, Z., Borkin, M. A., Gajos, K. Z., Oliva, A., Durand, F., & Pfister, H.
12
13 (2017). BubbleView: An interface for crowdsourcing image importance maps and
14
15 tracking visual attention. *ACM Transactions on Computer-Human Interaction*, 24(5), 1–
16
17 40. <https://doi.org/10.1145/3131275>
18
19
20 Logie, R. H. (1995). *Visuo-spatial working memory*. Hove, UK: Lawrence Erlbaum Associates
21
22 Ltd.
23
24
25
26 Longoni, A. M., Richardson, J. T., & Aiello, A. (1993). Articulatory rehearsal and phonological
27
28 storage in working memory. *Memory & Cognition*, 21(1), 11–22.
29
30 <https://doi.org/10.3758/BF03211160>
31
32
33 Lucidi, A., Langerock, N., Hoareau, V., Lemaire, B., Camos, V., & Barrouillet, P. (2016).
34
35 Working memory still needs verbal rehearsal. *Memory & Cognition*, 44(2), 197–206.
36
37 <https://doi.org/10.3758/s13421-015-0561-z>
38
39
40
41 MacLeod, C. M., & Bodner, G. E. (2017). The production effect in memory. *Current Directions*
42
43 *in Psychological Science*, 26(4), 390–395. <https://doi.org/10.1177/0963721417691356>
44
45
46 MacLeod, C. M., Gopie, N., Hourihan, K. L., Neary, K. R., & Ozubko, J. D. (2010). The
47
48 production effect: Delineation of a phenomenon. *Journal of Experimental Psychology:*
49
50 *Learning, Memory, and Cognition*, 36(3), 671–685. <https://doi.org/10.1037/a0018785>
51
52
53
54 Marin, J.-M., Pudlo, P., Robert, C. P., & Ryder, R. J. (2012). Approximate Bayesian
55
56 computational methods. *Statistics and Computing*, 22(6), 1167–1180.
57
58 <https://doi.org/10.1007/s11222-011-9288-2>
59
60
61
62
63
64
65

- 1
2
3
4 Morey, C. C. (2018). The case against specialized visual-spatial short-term memory.
5
6 *Psychological Bulletin*, 144(8), 849–883. <https://doi.org/10.1037/bul0000155>
7
8
- 9 Morey, C. C., Mareva, S., Lelonkiewicz, J. R., & Chevalier, N. (2018). Gaze- based rehearsal in
10
11 children under 7: A developmental investigation of eye movements during a serial spatial
12
13 memory task. *Developmental Science*, 21(3), 1–8.
14
15
- 16 Murray, D. J. (1967). The role of speech responses in short-term memory. *Canadian Journal of*
17
18 *Psychology*, 21(3), 263–276. <https://doi.org/10.1037/h0082978>
19
20
- 21 Nairne, J. S. (1988). A framework for interpreting recency effects in immediate serial recall.
22
23 *Memory & Cognition*, 16, 343–352. doi: <https://doi.org/10.3758/BF03197045>
24
25
- 26 Nairne, J. S. (1990). A feature model of immediate memory. *Memory & Cognition*, 18(3), 251–
27
28 269. <https://doi.org/10.3758/BF03213879>
29
30
- 31 Nosofsky, R. M. (1986). Attention, similarity, and the identification–categorization relationship.
32
33 *Journal of Experimental Psychology: General*, 115(1), 39–57.
34
35 <https://doi.org/10.1037/0096-3445.115.1.39>
36
37
- 38 Nosofsky, R. (2011). The generalized context model: An exemplar model of classification. In E.
39
40 Pothos & A. Wills (Eds.), *Formal Approaches in Categorization* (pp. 18-39). Cambridge:
41
42 Cambridge University Press. <https://doi.org/10.1017/CBO9780511921322.002>
43
44
- 45 Oberauer, K. (2009). Design for a working memory. In B. H. Ross (Ed.), *The psychology of*
46
47 *learning and motivation.*, Vol. 51. (Vol. 51, pp. 45–100). Elsevier Academic Press.
48
49 [https://doi.org/10.1016/S0079-7421\(09\)51002-X](https://doi.org/10.1016/S0079-7421(09)51002-X)
50
51
- 52 Page, M. P. A., & Norris, D. (2009). A model linking immediate serial recall, the Hebb repetition
53
54 effect, and the learning of phonological word forms. *Philosophical Transactions of the*
55
56 *Royal Society*, 364, 3737-3753.
57
58
59
60
61
62
63
64
65

- 1
2
3
4 Parmentier, F. B. R., Elford, G., & Maybery, M. (2005). Transitional information in spatial serial
5
6 memory: path characteristics affect recall performance. *Journal of Experimental*
7
8 *Psychology: Learning, Memory, and Cognition*, 31(3), 412–427.
9
10 <https://doi.org/10.1037/0278-7393.31.3.412>
11
12
13
14 Poirier, M., Yearsley, J. M., Saint-Aubin, J., Fortin, C., Gallant, G., & Guitard, D. (2019).
15
16 Dissociating visuo-spatial and verbal working memory: It's all in the features. *Memory &*
17
18 *Cognition*, 47(4), 603–618. <https://doi.org/10.3758/s13421-018-0882-9>
19
20
21 Postma, A., & De Haan, E. H. F. (1996). What was where? Memory for object locations. *The*
22
23 *Quarterly Journal of Experimental Psychology A: Human Experimental Psychology*,
24
25 49A(1), 178–199. <https://doi.org/10.1080/027249896392856>
26
27
28
29 Quinlan, C. K., & Taylor, T. L. (2019). Mechanisms underlying the production effect for
30
31 singing. *Canadian Journal of Experimental Psychology*, 73(4), 254–264.
32
33 <https://doi.org/10.1037/cep0000179>
34
35
36 Quinlan, C. K., & Taylor, T. L. (2013). Enhancing the production effect in memory. *Memory*,
37
38 21(8), 904–915. <https://doi.org/10.1080/09658211.2013.766754>
39
40
41 Rundus, D. (1971). Analysis of rehearsal processes in free recall. *Journal of Experimental*
42
43 *Psychology*, 89(1), 63–77. <https://doi.org/10.1037/h0031185>
44
45
46 Saint-Aubin, J., Poirier, M., Yearsley, J. M., Robichaud, J.-M., & Guitard, D. (2023). Modeling
47
48 verbal short-term memory: A walk around the neighborhood. *Journal of Experimental*
49
50 *Psychology: Learning, Memory, and Cognition*, 49(2), 198–215.
51
52 <https://doi.org/10.1037/xlm0001226>
53
54
55
56
57
58
59
60
61
62
63
64
65

- 1
2
3
4 Saint-Aubin, J., Yearsley, J., Poirier, M., Cyr, V., & Guitard, D. (2021). A model of the
5
6 production effect over the short-term: The cost of relative distinctiveness. *Journal of*
7
8 *Memory and Language*, 118, Article 104219. <https://doi.org/10.1016/j.jml.2021.104219>
9
10
11 Saint-Aubin, J., Tremblay, S., & Jalbert, A. (2007). Eye movements and serial memory for
12
13 visual-spatial information: Does time spent fixating contribute to recall? *Experimental*
14
15 *Psychology*, 54(4), 264–272. <https://doi.org/10.1027/1618-3169.54.4.264>
16
17
18 Simons, D. J. (2014). The value of direct replication. *Perspectives on Psychological Science*,
19
20 9(1), 76–80. <https://doi.org/10.1177/1745691613514755>
21
22
23 Sisson, S. A., Fan, Y., & Tanaka, M. M. (2007). Sequential Monte Carlo without likelihoods.
24
25 *Proceedings of the National Academy of Sciences of the United States of America*,
26
27 104(6), 1760–1765. <https://doi.org/10.1073/pnas.0607208104>
28
29
30
31 Sisson, S. A., Fan, Y., & Tanaka, M. M. (2009). Correction for Sisson et al., sequential Monte
32
33 Carlo without likelihoods. *Proceedings of the National Academy of Sciences of the*
34
35 *United States of America*, 106(39), Article 16889.
36
37 <https://doi.org/10.1073/pnas.0908847106>
38
39
40
41 Souza, A. S., Czoschke, S., & Lange, E. B. (2020). Gaze-based and attention-based rehearsal in
42
43 spatial working memory. *Journal of Experimental Psychology: Learning, Memory, and*
44
45 *Cognition*, 46(5), 980–1003. <https://doi.org/10.1037/xlm0000771>
46
47
48 Souza, A. S., & Oberauer, K. (2018). Does articulatory rehearsal help immediate serial recall?
49
50 *Cognitive Psychology*, 107, 1–21. <https://doi.org/10.1016/j.cogpsych.2018.09.002>
51
52
53 Stoet, G. (2010). PsyToolkit: A software package for programming psychological experiments
54
55 using Linux. *Behavior Research Methods*, 42, 1096–1104.
56
57 <http://dx.doi.org/10.3758/BRM.42.4.1096>
58
59
60
61
62
63
64
65

1
2
3
4
5
6
7
8
9
10
11
12
13
14
15
16
17
18
19
20
21
22
23
24
25
26
27
28
29
30
31
32
33
34
35
36
37
38
39
40
41
42
43
44
45
46
47
48
49
50
51
52
53
54
55
56
57
58
59
60
61
62
63
64
65

Stoet, G. (2017). PsyToolKit: A novel web-based method for running online questionnaires and reaction-time experiments. *Teaching of Psychology, 44*, 24–31.

<http://dx.doi.org/10.1177/0098628316677643>

Tan, L., & Ward, G. (2000). A recency-based account of the primacy effect in free recall.

Journal of Experimental Psychology: Learning, Memory, and Cognition, 26(6), 1589–1625. <https://doi.org/10.1037/0278-7393.26.6.1589>

Tremblay, S., Saint-Aubin, J., & Jalbert, A. (2006). Rehearsal in serial memory for visual-spatial

information: Evidence from eye movements. *Psychonomic Bulletin & Review, 13*(3), 452–457. <https://doi.org/10.3758/BF03193869>

Turner, B. M., & Van Zandt, T. (2012). A tutorial on approximate Bayesian computation.

Journal of Mathematical Psychology, 56(2), 69–85.
<https://doi.org/10.1016/j.jmp.2012.02.005>

Ward, G. (2002). A recency-based account of the list length effect in free recall. *Memory &*

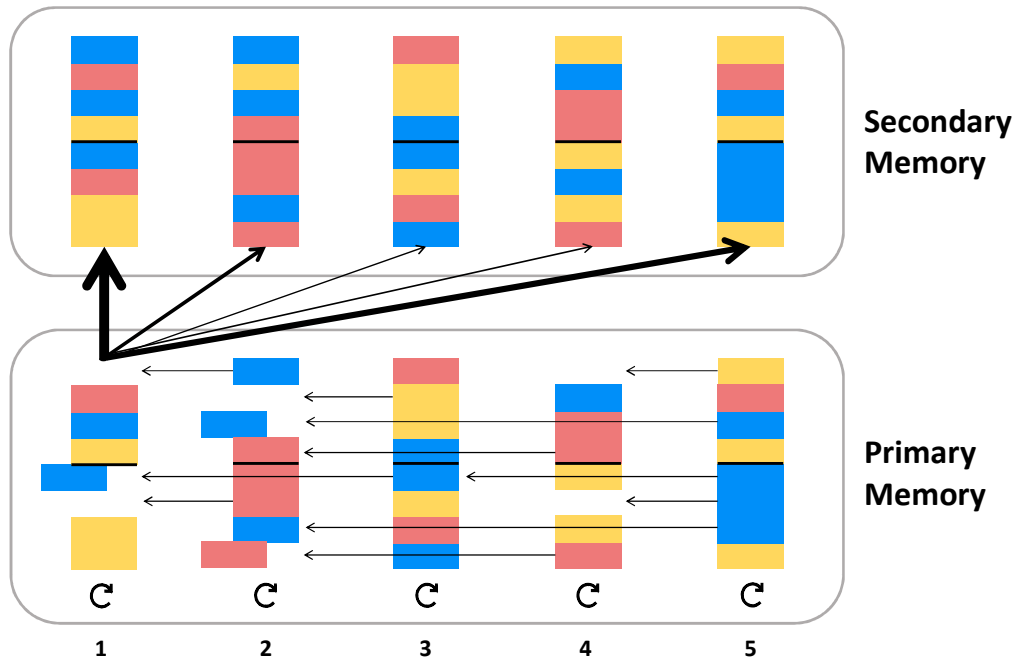
Cognition, 30(6), 885–892. <https://doi.org/10.3758/BF03195774>

Open Practices Statement

The data are available on the Open Science Framework project page:

https://osf.io/qj4u3/?view_only=2f24f6113008470185a73ff81234bbb7.

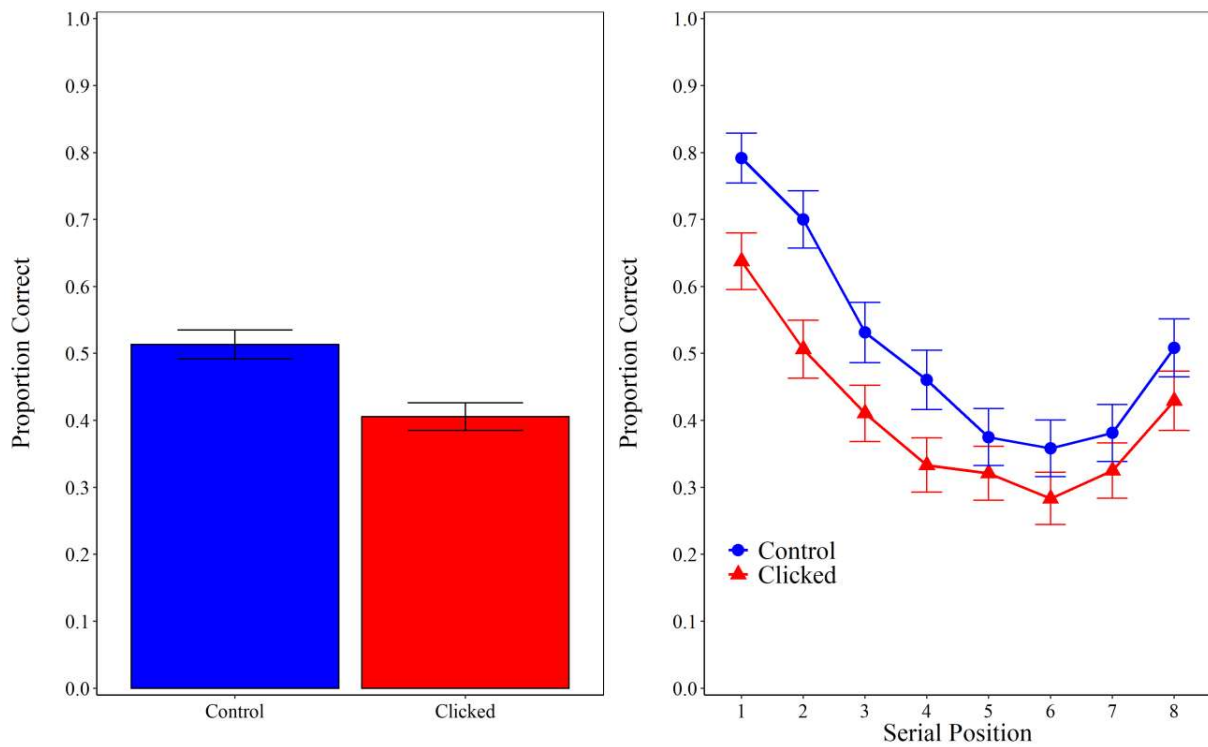
Figure 1.
Schematic illustration of the Revised Feature Model (Saint-Aubin et al., 2021).



Note: Each multi-coloured column represents an item vector in which coloured rectangles stand for distinct features. The yellow, red, and pink rectangles represent the values of 1, 2, and 3. The top four colours represent modality-dependent features, and the bottom four colours represent the modality-independent features. For illustrative purpose, four features are presented in each category, whereas in reality, the numbers are not necessarily the same in each category and there could be many more than four. The arrows to the left illustrate the retroactive interference process. When the same feature, shown here by a coloured rectangle, occupies the same position in two items, the feature of the previous item can be overwritten by the corresponding feature of the subsequent item. Overwriting is illustrated by the white rectangles. As shown by the smaller number of white rectangles with long arrows than with short arrows, the overwriting probability is inversely proportional to the distance between the items. After each item presentation, there is a rehearsal attempt of all items presented so far. The rehearsal attempt is represented by the clockwise open circle arrows. Rehearsal can restore some of the overwritten features shown by the half-retracted blocks. At recall, the similarity between each degraded vector in Primary Memory is compared with all intact vectors in Secondary Memory and the vector with the highest relative similarity is selected. The recall process of the first item is shown above. The thickness of the lines is proportional to the similarity between the degraded first item and the intact traces in Secondary Memory.

Figure 2

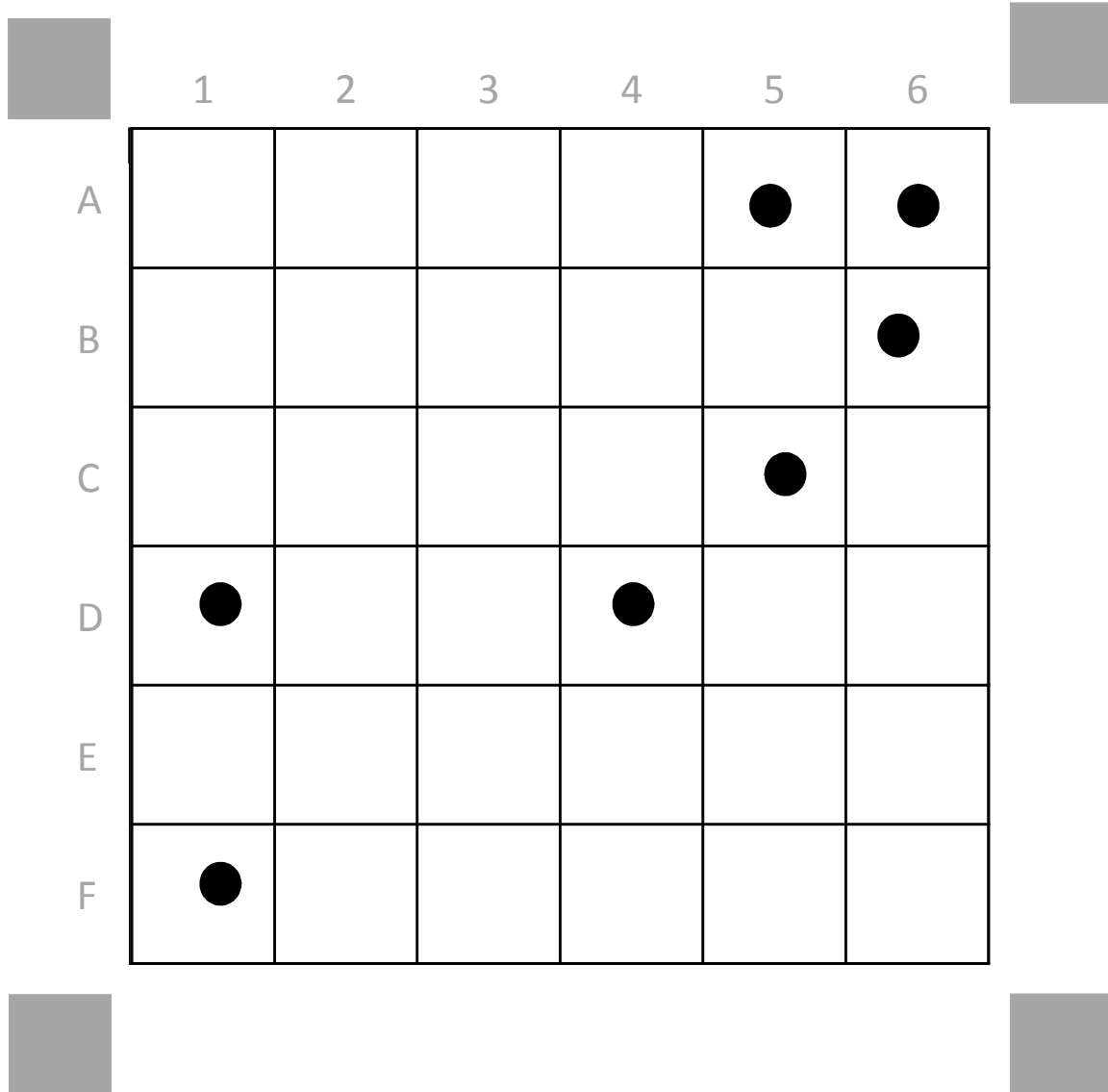
The proportion of correct responses as a function of production condition (control vs. clicked) and serial position (1 to 8) in Experiment 1 with grid.



Note. The Left column: results averaged across serial position. The right column: results as a function of serial position. Error bars represent 95% within-participant confidence intervals computed according to Morey's (2008) procedure.

Figure 3

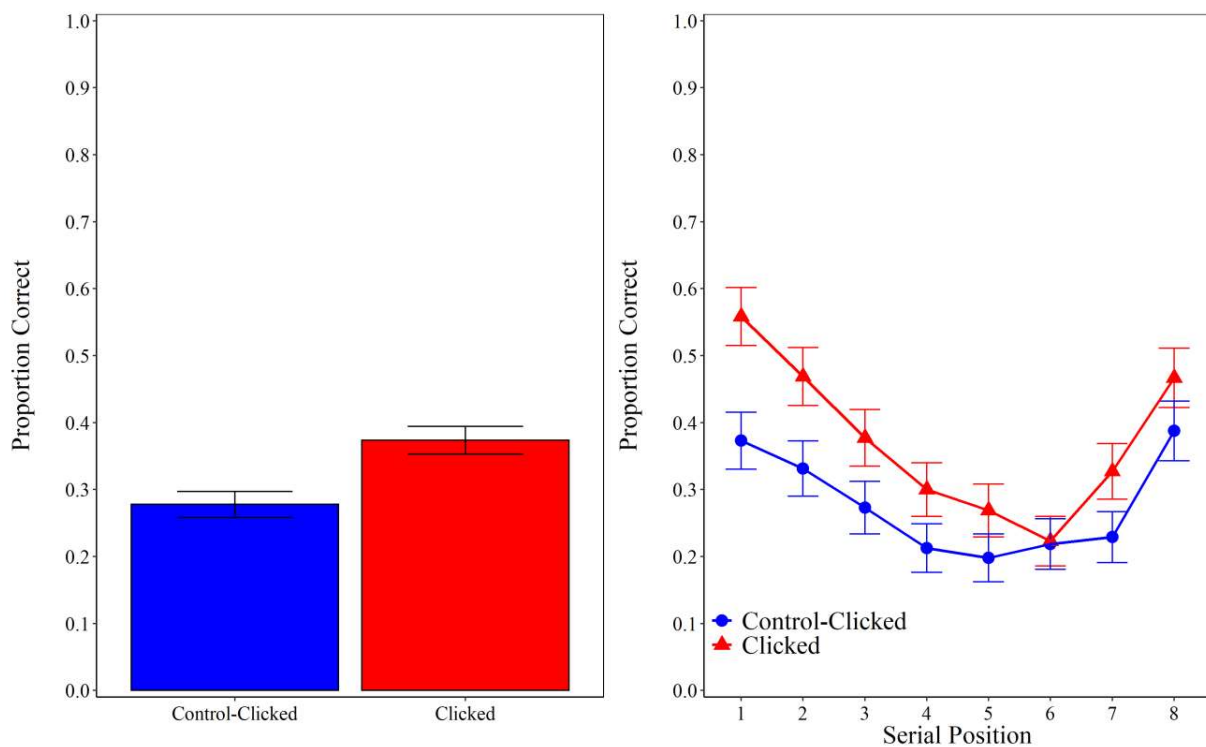
Illustration of the display at the beginning of the recall phase in Experiment 2



Note: The letters and digits providing the coordinates of the dots were not presented. Here, they are displayed to illustrate how participants could have used a verbal recoding strategy

Figure 4

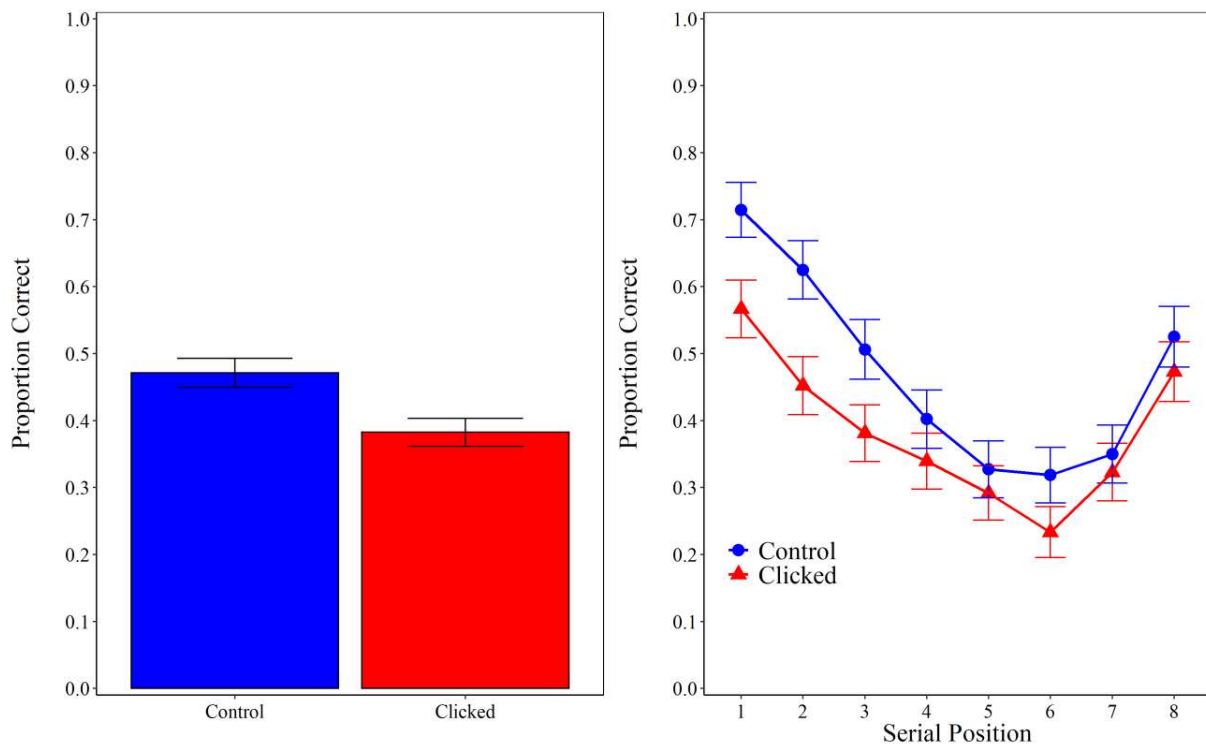
The proportion of correct responses as a function of production condition (control-clicked vs. clicked) and serial position (1 to 8) in Experiment 2 with grid.



Note. Control-clicked: participants had to click on the irrelevant red squares presented in one of the four corners outside the grid while the dots were presented. Clicked: participants had to ignore the irrelevant red squares and click on the dots while they were presented. The left column: results averaged across serial position. The right column: results as a function of serial position. Error bars represent 95% within-participant confidence intervals computed according to Morey's (2008) procedure.

Figure 5

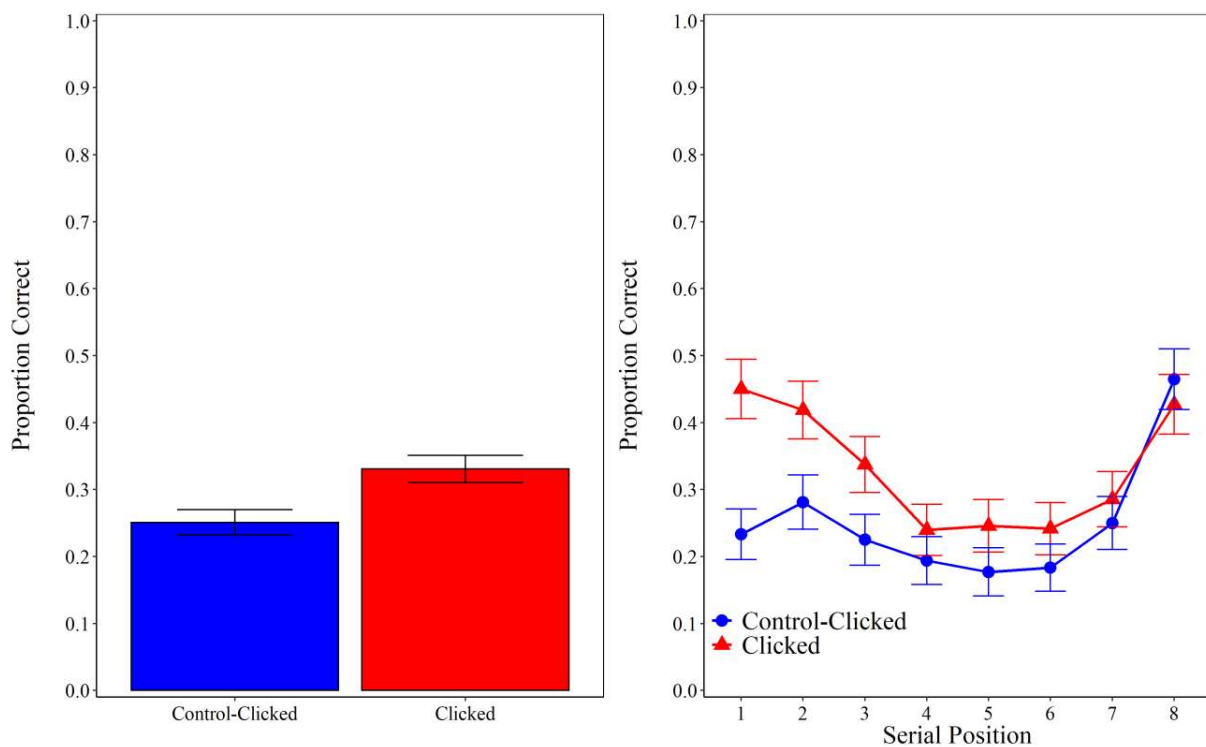
The proportion of correct responses as a function of production condition (control vs. clicked) and serial position (1 to 8) in Experiment 3 without grid.



Note. The Left column: results averaged across serial position. The right column: results as a function of serial position. Error bars represent 95% within-participant confidence intervals computed according to Morey's (2008) procedure.

Figure 6

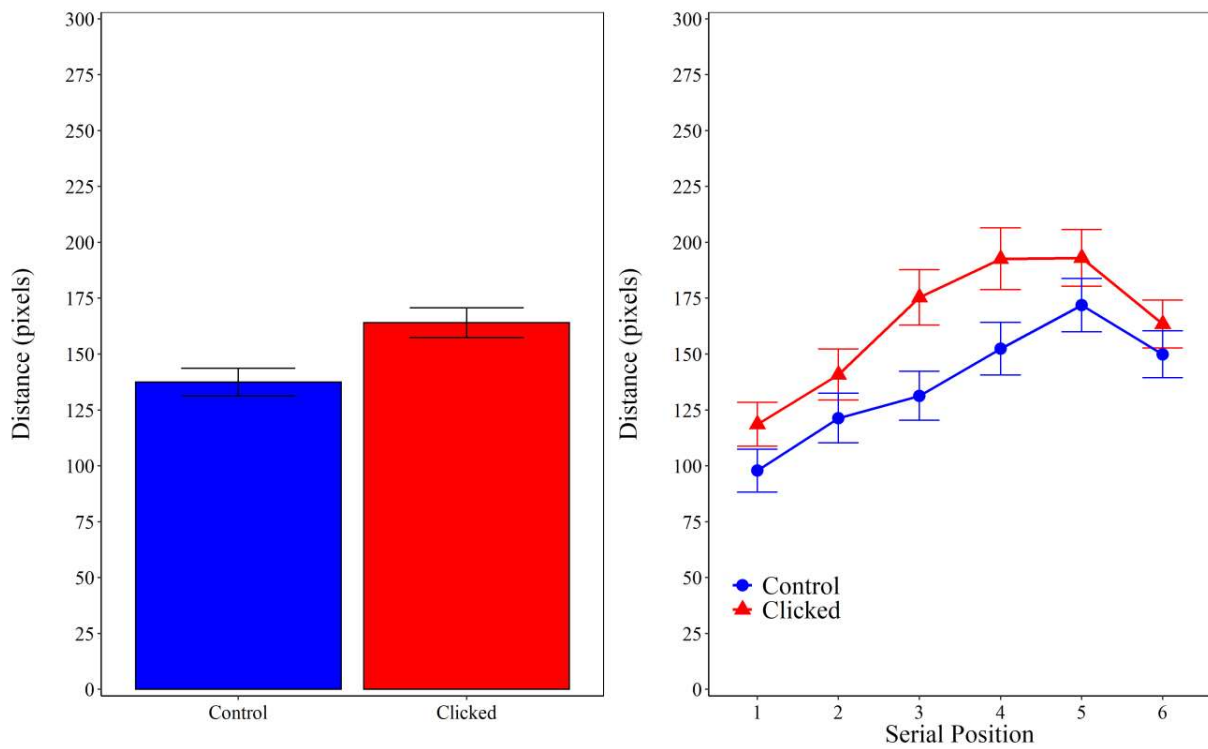
The proportion of correct responses as a function of production condition (control-clicked vs. clicked) and serial position (1 to 8) in Experiment 4 without grid.



Note. Control-clicked: participants were asked to click on one square each time a dot was presented. The squares were clicked clockwise with a different square being clicked for each dot. Clicked: participants had to ignore the irrelevant red squares and click on the dots while they were presented. The left column: results averaged across serial position. The right column: results as a function of serial position. Error bars represent 95% within-participant confidence intervals computed according to Morey's (2008) procedure.

Figure 7

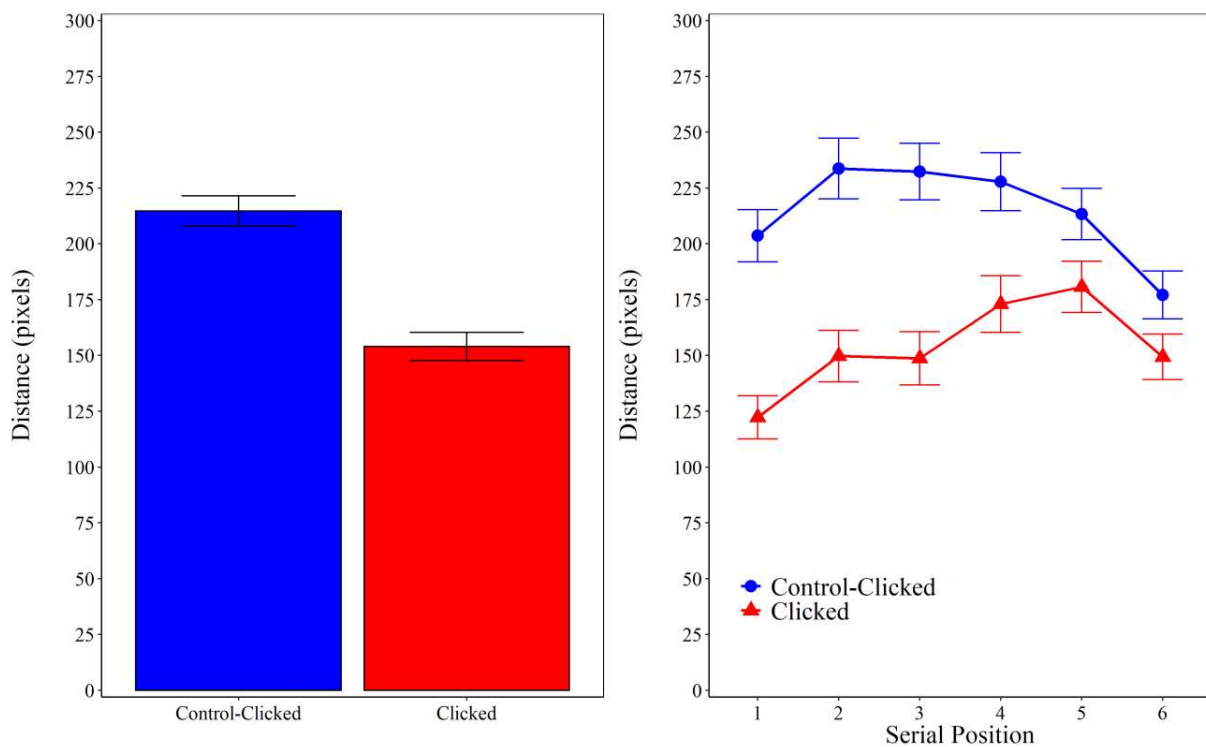
The distance in pixels as a function of production condition (control vs. clicked) and serial position (1 to 6) in Experiment 5 without grid and recall.



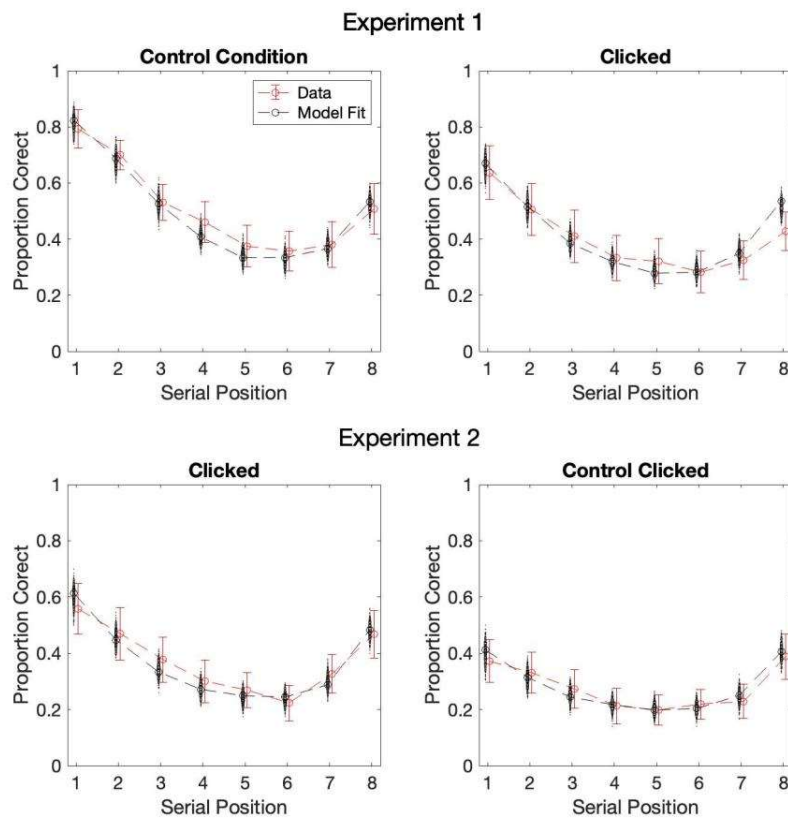
Note. The Left column: results averaged across serial position. The right column: results as a function of serial position. Error bars represent 95% within-participant confidence intervals computed according to Morey's (2008) procedure.

Figure 8

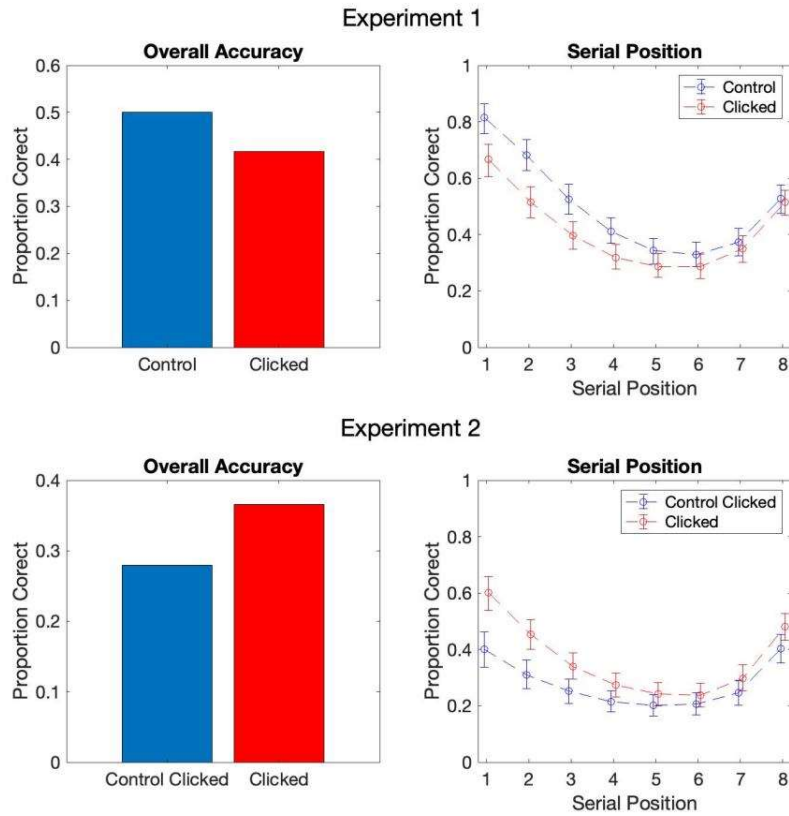
The distance in pixels as a function of production condition (control-clicked vs. clicked) and serial position (1 to 6) in Experiment 6 without grid and recall.



Note. Control-clicked: participants had to click on the irrelevant red squares presented in one of the four corners outside the rectangle while the dots were presented. Clicked: participants had to ignore the irrelevant red squares and click on the dots while they were presented. The left column: results averaged across serial position. The right column: results as a function of serial position. Error bars represent 95% within-participant confidence intervals computed according to Morey's (2008) procedure.

Figure 9*Model fits for Experiments 1 and 2.*

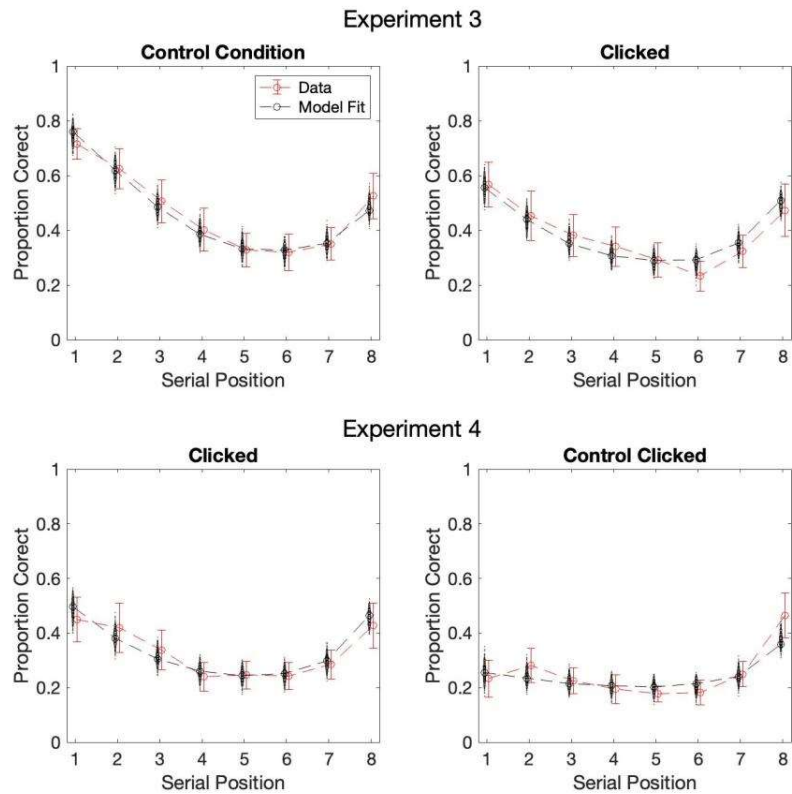
Note: Model fits for each of the four conditions that make up Experiments 1+2. Red lines with error bars are the data, black histograms represent the posterior predicted distribution, and the dashed black line is the mean result of simulating the model 10,000 times using the medians of the posterior distributions for the model parameters. Overall, the model fits match the data well, with little systematic misfitting visible.



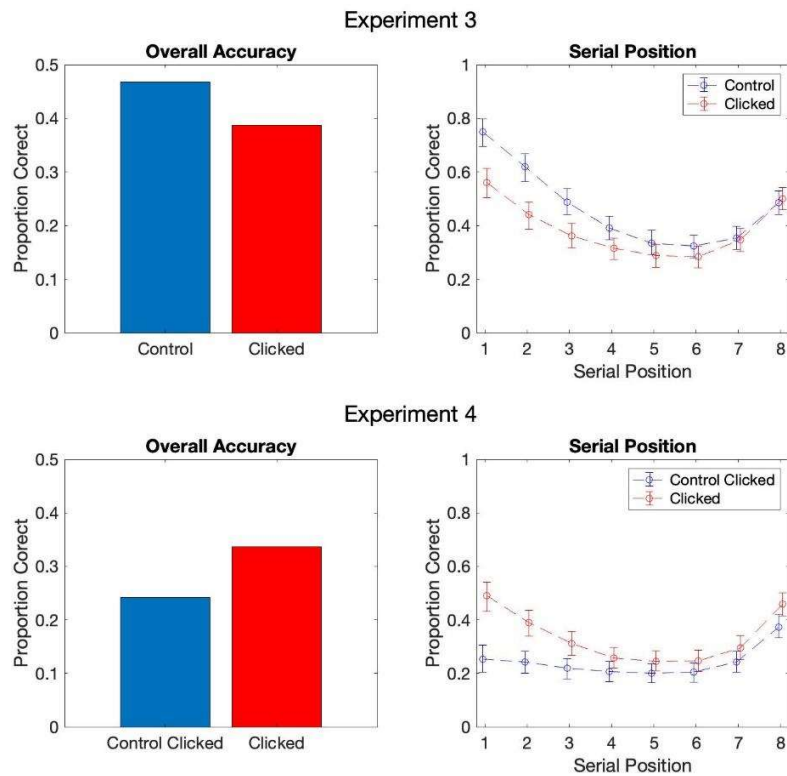
Note: Model fits for each of the four conditions that make up Experiments 1+2, intended to reproduce Figures 2 and 3. Data is the mean result of simulating the model 10,000 times using the medians of the posterior distributions for the model parameters. Overall, the model fits match the observed patterns in data well.

Figure 10

Model fits for Experiments 3 and 4.



Note: Model fits for each of the four conditions that make up Experiments 3+4. Red lines with error bars are the data, black histograms represent the posterior predicted distribution, and the dashed black line is the mean result of simulating the model 10,000 times using the medians of the posterior distributions for the model parameters. Overall, the model fits match the data well, with little systematic misfitting visible.



Note: Model fits for each of the four conditions that make up Experiments 3 and 4, intended to reproduce Figures 5 and 6. Data is the mean result of simulating the model 10,000 times using the medians of the posterior distributions for the model parameters. Overall, the model fits match the observed patterns in data well.

Appendix: Model Fitting Details.

The RFM is too complex for an analytic expression for the likelihood to be derived, so as with all previous attempts to fit the model to data we called on the methods of Approximate Bayesian Computation (ABC) (see Turner & Van Zandt, 2012, or Marin et al., 2012, for a review).

Following Poirier et al. (2019), Saint-Aubin et al. (2021, 2023), and Cyr et al (2021) we used ABC Partial Rejection Control (ABC-PRC) (Sisson et al., 2007, 2009). ABC-PRC works by repeatedly sampling from a prior over the parameter space until it finds a set of parameters which generate a set of summary statistics (in our case serial position curves) sufficiently close to the data, as determined by the discrepancy function. When this happens, the algorithm stores these parameter values, and moves on to the next particle in the generation. Once all particles in a generation have been associated with parameter sets, the algorithm gives each particle a weight depending on the prior, and then begins a new generation, sampling from the previous generation with probabilities given by the weights, and repeatedly perturbing around the previous parameter values until a set is found producing summary statistics even closer to the data. Once the required number of generations have elapsed posterior estimates for the parameters can be obtained as the fraction of particles in the final generation with that parameter value. Posterior predicted distributions of the summary statistics are also easily obtained. For full details see Sisson et al. (2007) (also note the errata, Sisson et al., 2009).

The important parameters for ABC-PRC are the number of particles (set to 1000 for all fits reported here), the details of the prior, the proposal distributions, and the minimum tolerances for each fit. The proposal distribution and tolerances can be found in the code on the OSF. Priors, and resulting posterior distributions are summarized in Table A1.

Table A1

| Parameter | Prior | Experiment 1 Median (95% HDI) | Experiment 2 Median (95% HDI) |
|--|-----------------------|-------------------------------|-------------------------------|
| Distance Scaling Parameter a_a | <i>Normal</i> (4,1) | 4.06 (3.54, 4.53) | 3.21 (2.74, 3.70) |
| Distance Scaling Parameter a_b | <i>Normal</i> (4,1) | 4.64 (4.15, 5.10) | 3.79 (3.35, 4.29) |
| Overwriting Parameter λ | <i>Normal</i> (1,0.3) | 0.329 (0.287, 0.379) | 0.376 (0.318, 0.437) |
| Rehearsal Parameter, Control $r_{Control}$ | <i>Beta</i> (1.5,1.5) | 0.982 (0.938, .998) | 0.731 (0.630, 0.816) |

| | | | |
|--|---------------------|-----------------------------|----------------------|
| Rehearsal Parameter, Clicked $r_{Clicked}$ | $Beta(1.5,1.5)$ | 0.651 (0.571, 0.737) | 0.414 (0.343, 0.498) |
| Rehearsal Parameter, Control- Clicked $r_{Control-Clicked}$ | $Beta(1.5,1.5)$ | 0.399 (0.312, 0.483) | 0.119 (0.059, 0.197) |
| Temperature Parameter τ | $HalfNormal(0,0.3)$ | 0.089 (0.075, 0.103) | 0.109 (0.094, 0.122) |

Note. Table of parameters in the RFM which were estimated in the model fitting, together with the prior distributions and Medians and 95% HDIs of the posterior distributions.