



City Research Online

City, University of London Institutional Repository

Citation: Cohnitz, L., De Martino, A., Häusler, W. and Egger, R. (2016). Chiral interface states in p-n graphene junctions. *Physical Review B*, 94(16), 165443.. doi: 10.1103/PhysRevB.94.165443

This is the accepted version of the paper.

This version of the publication may differ from the final published version.

Permanent repository link: <https://openaccess.city.ac.uk/id/eprint/15660/>

Link to published version: <http://dx.doi.org/10.1103/PhysRevB.94.165443>

Copyright: City Research Online aims to make research outputs of City, University of London available to a wider audience. Copyright and Moral Rights remain with the author(s) and/or copyright holders. URLs from City Research Online may be freely distributed and linked to.

Reuse: Copies of full items can be used for personal research or study, educational, or not-for-profit purposes without prior permission or charge. Provided that the authors, title and full bibliographic details are credited, a hyperlink and/or URL is given for the original metadata page and the content is not changed in any way.

Chiral interface states in graphene p - n junctions

Laura Cohnitz,¹ Alessandro De Martino,² Wolfgang Häusler,^{3,4} and Reinhold Egger¹

¹*Institut für Theoretische Physik, Heinrich-Heine-Universität, D-40225 Düsseldorf, Germany*

²*Department of Mathematics, City University London, London EC1V 0HB, United Kingdom*

³*Institut für Physik, Universität Augsburg, D-86135 Augsburg, Germany*

⁴*I. Institut für Theoretische Physik, Universität Hamburg, D-20355 Hamburg, Germany*

(Dated: November 7, 2016)

We present a theoretical analysis of unidirectional interface states which form near p - n junctions in a graphene monolayer subject to a homogeneous magnetic field. The semiclassical limit of these states corresponds to trajectories propagating along the p - n interface by a combined skipping-snaking motion. Studying the two-dimensional Dirac equation with a magnetic field and an electrostatic potential step, we provide and discuss the exact and essentially analytical solution of the quantum-mechanical eigenproblem for both a straight and a circularly shaped junction. The spectrum consists of localized Landau-like and unidirectional snaking-skipping interface states, where we always find at least one chiral interface state. For a straight junction and at energies near the Dirac point, when increasing the potential step height, the group velocity of this state interpolates in an oscillatory manner between the classical drift velocity in a crossed electromagnetic field and the semiclassical value expected for a purely snaking motion. Away from the Dirac point, chiral interface states instead resemble the conventional skipping (edge-type) motion found also in the corresponding Schrödinger case. We also investigate the circular geometry, where chiral interface states are predicted to induce sizeable equilibrium ring currents.

I. INTRODUCTION

The physics of two-dimensional (2D) graphene monolayers [1, 2] has been intensely studied over the past decade, for reviews see, e.g., Refs. [3–7]. A noteworthy recent development in this field is that the ballistic transport regime (with mean free paths beyond tens of μm) has become accessible, for instance, by using ultraclean suspended samples [6] or by encapsulating graphene layers in boron nitride crystals [8]. We here consider the electronic properties of graphene p - n junctions in a perpendicular magnetic field B . This system has attracted considerable theoretical attention [],

and many reports of interesting experimental transport studies have already appeared [9–27]. In such setups, the gapless Dirac fermion spectrum of low-energy quasiparticles in graphene [3, 5] allows for the controlled electron or hole doping of parts of the sample by backgate voltage changes. We mention in passing that one may also fabricate high-quality p - n junctions in graphene by the controlled diffusion of metallic contacts [28]. Early experiments have reported a fractional quantization of the conductance across the p - n junction [9–14]. An explanation for this phenomenon is possible by taking into account chiral interface states propagating along the junction. For sufficiently disordered samples, their existence allows for a simple physical picture of the observed conductance quantization [29, 30]. Over the past few years, experiments have approached the ballistic regime [15–27], thereby realizing gate-controlled electron waveguides.

Motivated by the above developments, we here theoretically study chiral interface states for ballistic bipolar junctions of 2D Dirac fermions in a perpendicular homogeneous B field. Such states have been analyzed on the semiclassical level in Refs. [31–33]. The corresponding

trajectories involve skipping orbits combined with snake-type motions along the interface. This can be rationalized by noting that (i) in electron vs hole doped regions, cyclotron orbits have different orientation sense, and that (ii) Klein tunneling allows for a finite probability $P(\theta)$ of an impinging particle to cross the p - n junction, where P depends on the incidence angle θ [33]. With probability $1 - P$, the particle is thus reflected back into the same region, resulting in the skipping motion of a conventional edge state. With probability P , however, the particle enters the other side according to Snell's law of negative refraction [3]. The cyclotron orbit is now traversed in opposite direction, and one obtains a snaking motion along the junction. Semiclassical trajectories are in general composed of stochastic sequences of these elementary skipping/snaking units [31–33]. The only exception is the case of normal incidence ($\theta = 0$), where a pure snake motion is possible since Klein tunneling becomes perfect. Recent experiments have reported evidence for this limit by injecting quasiparticles into the p - n junction from edge states perpendicular to the interface [19]. While some aspects of the quantum mechanical spectrum for a straight junction have been discussed in Refs. [34, 35], an exact and basically analytical solution of the problem has not been given to the best of our knowledge. Below we report qualitative differences to the results of Ref. [34] and also address the circular geometry. We note in passing that a related interface state is expected without p - n junction for inhomogeneous magnetic fields containing a line separating $B > 0$ and $B < 0$ regions, where counter-propagating Landau orbits on different sides conspire to yield a snake state [36–38]. However, this purely magnetic snake state is different and has not been observed experimentally so far.

In the present work, we shall discuss chiral inter-

face states for two different types of p - n junctions, see Fig. 1, namely for a straight and for a circularly symmetric junction. The latter case is closely related to recent experiments, where circular junctions have been created by direct gating [24, 27], by scanning tunneling microscopy (STM) tips [21], or by local manipulation of defect charges in the substrate [26]. Using the established STM resolution capabilities in both space and energy, experiments could monitor the eigenstates of this system in full detail, cf. also Ref. [34]. For a circular p - n junction with $B = 0$, such STM results have already been reported [21, 26], but to observe the chiral interface states of interest here, one needs to consider finite B . By superconducting quantum interference device (SQUID) microscopy [39, 40], local current densities can be detected as well. This method may provide direct access to the equilibrium ring currents expected in the circular geometry due to interface states.

We emphasize that all predictions below can be tested with existing experimental setups. Apart from graphene, our results may also apply to the Dirac fermion surface states of topological insulators, cf. Refs. [34, 35, 41, 42]. Let us also mention that in p - n - p or n - p - n devices, exotic non-Fermi-liquid states are possible when electron-electron interactions between counterpropagating chiral interface states are taken into account [43, 44]. However, for the p - n setups below, interaction effects are expected to be weak and will thus not be included. In view of the high sample qualities nowadays achieved in graphene monolayers, we assume a clean system which is free of disorder.

The structure of this article is as follows. In Sec. II, we summarize the Dirac fermion description underlying our analysis, followed by a discussion of the straight p - n junction geometry in Sec. III. The corresponding Schrödinger version [45] is briefly reviewed in App. A. In Sec. IV, we turn to the solution of the circular setup, where details of our perturbative analysis can be found in App. B. Finally, we offer some concluding remarks in Sec. V. Throughout this paper, we use units with $\hbar = 1$.

II. MODEL

We use the standard 2D Dirac-Weyl Hamiltonian to describe low-energy quasiparticles in a graphene monolayer [3],

$$H = v_F \sigma_x \left(p_x + \frac{e}{c} A_x \right) + v_F \sigma_y \left(p_y + \frac{e}{c} A_y \right) + V \sigma_0, \quad (1)$$

where $v_F \simeq 10^6$ m/s is the Fermi velocity and $p_{x,y} = -i\partial_{x,y}$. The Pauli matrices $\sigma_{x,y,z}$ (with identity σ_0) act in the sublattice space corresponding to the two-atom basis of the honeycomb lattice. A constant perpendicular magnetic field $B = \partial_x A_y - \partial_y A_x$ with $B > 0$ is encoded by the vector potential (A_x, A_y) . With minor adjustments, Eq. (1) also describes graphene's quasiparticles in strain-induced pseudo-magnetic fields, see Ref. [3]. The

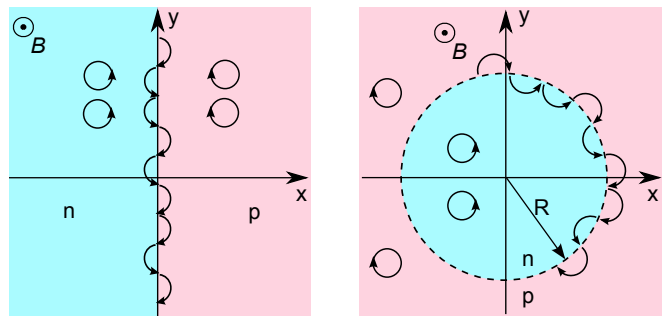


Figure 1. Sketch of two types of graphene p - n junctions in a constant B field, including examples for semiclassical cyclotron and/or skipping-snaking interface trajectories. Blue (red) stands for n -doped (p -doped) regions with constant potential $V = -V_0$ ($V = +V_0$). Left panel: Straight junction, see Eq. (3). Right panel: Circular junction, see Eq. (4).

scalar potential $V(x, y)$ in Eq. (1) comes from electrostatic gating, where spatial variations are expected to be smooth on the scale of the lattice spacing, i.e., V does not scatter quasiparticles between different (K/K') valleys. Since the magnetic Zeeman term (not specified above) is diagonal in spin space and can be absorbed by an overall energy shift [3], we keep both spin and valley indices implicit.

Within the above approximations, we are thus left with a single Dirac fermion species described by the Hamiltonian in Eq. (1). Below we specify all lengths (energies) in units of the magnetic length (energy) scale l_B (E_B) with

$$l_B = \sqrt{c/eB}, \quad E_B = \sqrt{2}v_F/l_B. \quad (2)$$

Moreover, we measure inverse lengths and wave numbers k in units of l_B^{-1} . For a typical field of $B = 4$ T, this gives $l_B \simeq 13$ nm and $E_B \simeq 62$ meV. The relativistic Landau level energies for $V = 0$ are then given by $E_n^{(0)} = \text{sgn}(n)\sqrt{|n|}$ with integer n [3]. We shall analyze the spinor eigenstates of H in Eq. (1) for an infinite 2D graphene sheet with the two model potentials illustrated in Fig. 1.

First, we will study a straight p - n junction along the y -axis defined by the antisymmetric potential step

$$V(x) = V_0 \text{sgn}(x), \quad (3)$$

with $V_0 > 0$. **While the quantitative form of the electrostatically created potential can be estimated from solving Poisson's equation [29] (the length scale over which the electrostatic potential drops from V_0 to $-V_0$ will be of the order of the graphene-gate distance but will never fall below l_B), the sharp step in Eq. (3) captures the essential physics and is easier to analyze [34, 35].**

As second example, we will consider a circular p - n junction of radius R around the origin,

$$V(x, y) = V_0 \text{sgn}(r - R), \quad r = \sqrt{x^2 + y^2}. \quad (4)$$

For numerical studies of related setups, see Refs. [46, 47]. As depicted in Fig. 1, we then expect to find ring-like interface states. Due to their unidirectional character, neither interference nor commensurability effects are anticipated from their existence. However, a persistent equilibrium ring current should appear, see Sec. IV below.

III. STRAIGHT JUNCTION

Let us start with the case of a straight p - n junction along the y -axis, with $V(x)$ in Eq. (3). In order to preserve translational invariance along the junction axis, we choose the Landau gauge for the vector potential, $(A_x, A_y) = (0, Bx)$. With the conserved wavenumber $k = k_y$, spinor eigenstates take the form

$$\Psi_k(x, y) = e^{iky} \Phi_k(x), \quad \Phi_k(x) = \begin{pmatrix} u_k(x) \\ iv_k(x) \end{pmatrix}, \quad (5)$$

and Eq. (1) reduces to a 1D problem. Using the units (2), the spinor components in Eq. (5) then satisfy

$$av = (E - V)u, \quad a^\dagger u = (E - V)v, \quad (6)$$

where the ladder operators $a = \partial_q + q/2$ and $a^\dagger = -\partial_q + q/2$ are defined in terms of a shifted 1D coordinate $q = \sqrt{2}(x + k)$. These definitions imply the canonical commutator $[a, a^\dagger] = 1$.

For a region of constant potential, $V(x) = V$, by eliminating u from Eq. (6), we obtain

$$[a^\dagger a - (E - V)^2] v = 0, \quad (7)$$

which is equivalent to Weber's equation [48]. Using the recurrence relations of parabolic cylinder functions $D_p(q)$ [48],

$$aD_p(q) = pD_{p-1}(q), \quad a^\dagger D_p(q) = D_{p+1}(q), \quad (8)$$

one directly verifies that Eq. (7) will be solved by $v = D_p(q)$ with the index $p = (E - V)^2$. Taking into account Eq. (6), the spinor in Eq. (5) thus follows (not normalized) as

$$\Phi_{k,V}^{(1)}(x) = \begin{pmatrix} (E - V)D_{(E-V)^2-1}(\sqrt{2}(x+k)) \\ iD_{(E-V)^2}(\sqrt{2}(x+k)) \end{pmatrix}. \quad (9)$$

Noting that $q \rightarrow -q$ implies $a \rightarrow -a$ and $a^\dagger \rightarrow -a^\dagger$, i.e., $a^\dagger a$ remains invariant, we observe that $D_p(-q)$ also solves Eq. (7). This yields a second spinor solution,

$$\Phi_{k,V}^{(2)}(x) = \begin{pmatrix} -(E - V)D_{(E-V)^2-1}(-\sqrt{2}(x+k)) \\ iD_{(E-V)^2}(-\sqrt{2}(x+k)) \end{pmatrix}. \quad (10)$$

For the potential (3), using asymptotic properties of the $D_p(q)$ functions, normalizable eigenstates must then be of the general form

$$\Phi_k(x) = \begin{cases} c_{<} \Phi_{k,-V_0}^{(2)}(x), & x < 0, \\ c_{>} \Phi_{k,+V_0}^{(1)}(x), & x > 0, \end{cases} \quad (11)$$

with k -dependent complex coefficients $c_{< />}$. These coefficients are next determined by imposing a matching condition at the interface together with overall state normalization.

Continuity of the spinor at $x = 0$ implies the energy quantization condition

$$\Delta_k(E) = \det \left[\Phi_{k,-V_0}^{(2)}(0), \Phi_{k,+V_0}^{(1)}(0) \right] = 0. \quad (12)$$

The solutions $E = E_{n,k}$ to Eq. (12) yield the spectrum, where the integer band index n coincides with the Landau level index when $V_0 = 0$. The spectrum obeys the symmetry relation

$$E_{-n,-k} = -E_{n,k}, \quad (13)$$

which follows from $\Delta_k(E) = \Delta_{-k}(-E)$, cf. Eqs. (9)–(12). This means that for each eigenstate with energy E , there is a mirror state with energy $-E$ and opposite wavenumber. For given $E_{n,k}$, with the corresponding eigenvector $(c_{<}, c_{>})$ of the 2×2 matrix in Eq. (12), the eigenstate $\Psi_{n,k}(x, y)$ follows from Eqs. (5) and (11) with subsequent normalization. The probability density, $\rho_{n,k}(x)$, which is normalized to unity, and the y -component of the particle current density, $J_{n,k}(x)$, associated to this eigenstate are given by [3]

$$\rho_{n,k}(x) = \Psi_{n,k}^\dagger \sigma_0 \Psi_{n,k}, \quad J_{n,k}(x) = v_F \Psi_{n,k}^\dagger \sigma_y \Psi_{n,k}. \quad (14)$$

The matching condition (12) allows for analytical progress in certain limits, and in the general case can be solved by numerical root finding (bracketing and bisection) techniques. For $V_0 = 0$, the solution of Eq. (12) reproduces the celebrated k -independent relativistic Landau level energies $E_{n,k}^{(0)} = \text{sgn}(n)\sqrt{|n|}$, where cyclotron orbits are centered around $\bar{x} = -k$.

The exact spectrum for finite V_0 , obtained numerically, is shown for three different values of V_0 in Fig. 2. Clearly, all energy bands $E_{n,k}$ contain flat parts for sufficiently large $|k|$. These parts correspond to Landau-like states centered far from, and thus unaffected by, the interface, with the Landau energy shifted by V_0 (resp. $-V_0$) for $k < 0$ (resp. $k > 0$), and corresponding cyclotron orbits centered at $\bar{x} > 0$ (resp. $\bar{x} < 0$). Their dispersion follows by asymptotic expansion of Eq. (12) for $|k| \rightarrow \infty$. By taking this limit at fixed energy, we obtain

$$E_{n,|k| \rightarrow \infty} \simeq -\text{sgn}(k)V_0 + \text{sgn}(n)\sqrt{|n|}, \quad (15)$$

up to exponentially small k -dependent corrections.

The energy $E_{n,k}$ interpolates continuously between the two limits in Eq. (15) when sweeping k **from** $k \rightarrow -\infty$ **to** $k \rightarrow +\infty$. With increasing V_0 , energy gaps between adjacent levels are thus progressively closed. The two largest gaps close simultaneously when the $n = 0$ level for $k \rightarrow \mp\infty$ aligns with the $n = \pm 1$ level for $k \rightarrow \pm\infty$. Using Eq. (15), this argument shows that for $V_0 > 1/2$, the entire spectrum becomes gapless.

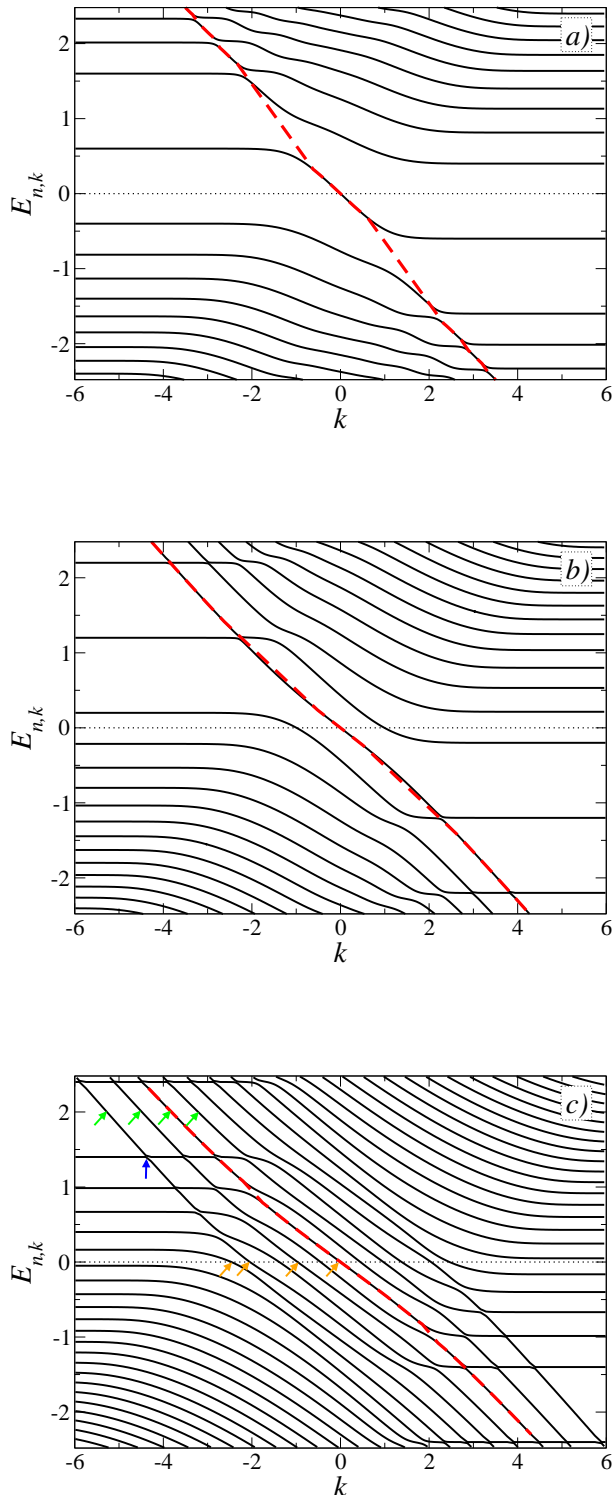


Figure 2. Spectrum $E_{n,k}$ vs k obtained from Eq. (12) for a straight p - n junction, with units in Eq. (2): (a) $V_0 = 0.6$, (b) $V_0 = 1.2$, (c) $V_0 = 2.4$. Red dashed curves are guides to the eye only and illustrate the central chiral interface state passing through $k = E = 0$. Density profiles for the four $E = 2$ ($E = 0$) states labelled by green (orange) arrows are shown in Fig. 3 (in Fig. 4). The blue vertical arrow shows the avoided crossing studied in Fig. 5.

In addition to Landau-like states, Fig. 2 shows that the bands contain parts with negative slope which correspond to chiral interface states, which we discuss in detail below. They propagate with velocity

$$\frac{v_{n,k}}{v_F} = \sqrt{2} \frac{\partial E_{n,k}}{\partial k} = -\sqrt{2} \left(\frac{\partial_k \Delta_k(E)}{\partial_E \Delta_k(E)} \right)_{E=E_{n,k}} \quad (16)$$

along the y -axis, where the factor $\sqrt{2}$ is due to the units in Eq. (2). The last expression, which specifies the velocity in terms of derivatives of $\Delta_k(E)$ in Eq. (12), is convenient for numerical calculations of the velocity.

Before discussing the spectra in Fig. 2 in more detail, we note that exact analytical results can be obtained for the zero-energy solutions of Eq. (12) when choosing the specific potential strengths $V_0 = \sqrt{N}$ (with $N = 1, 2, \dots$). For positive integer index $p = N$ (including $N = 0$), the parabolic cylinder functions appearing in Eqs. (9) and (10) reduce to conventional Hermite (H_N) polynomials by virtue of the relation [48]

$$D_N(q) = 2^{-N/2} e^{-q^2/4} H_N(q/\sqrt{2}). \quad (17)$$

For $V_0 = \sqrt{N}$, the matching equation $\Delta_k(E = 0) = 0$ then has the $2N - 1$ solutions $k = \{0, \pm k_1, \dots, \pm k_{N-1}\}$, where the k_i are the $N - 1$ positive zeroes of $H_N(k)$. Based on this argument, we conclude that for a potential strength within the bounds

$$\sqrt{N-1} < V_0 \leq \sqrt{N}, \quad (18)$$

there are $2N - 1$ energy bands $E_{n,k}$ which cross $E = 0$ at some V_0 -dependent value of k . In particular, for $V_0 \leq 1$, there is a single band ($n = 0$) which passes through $E = 0$ at $k = 0$. We will show below that such bands correspond to the low-energy limit of chiral interface states. This implies that for arbitrary V_0 , an odd number $2N - 1 \geq 1$ of these states exists, cf. Eq. (18), on energy scales $|E| \lesssim 1$.

Let us now discuss the general case, starting from $V_0 = 0.6$ in Fig. 2(a). Focussing on the level closest to zero energy, as k increases, one interpolates between $n = 0$ Landau states shifted by $\pm V_0$ on different sides of the junction, see Eq. (15), passing through chiral interface states with negative group velocity. These states are unidirectional, propagate only along the negative y -axis, and are centered near the p - n junction at $x = 0$. At the same time, interface states are also visible at higher energy scales, where they are formed from $n \neq 0$ bands. For larger V_0 , see Fig. 2(b), narrower and narrower anticrossings separate regions of approximately linear dispersion originating from different bands. Therefore, as k changes, one can identify a single chiral interface mode that evolves through a sequence of avoided crossings, where the band index n changes along the way. This mode is indicated by the red dashed line in Fig. 2(b). While the slope of the higher-energy part of the mode dispersion is approximately constant, we observe from Fig. 2 that the corresponding velocity $v_\infty > 0$ (oriented along

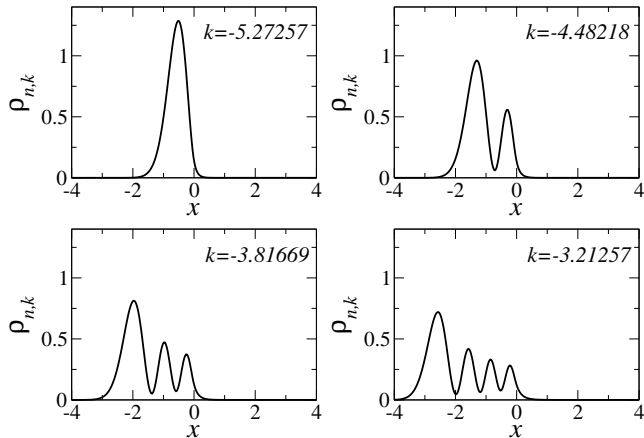


Figure 3. Spatial profile of the probability density $\rho_{n,k}(x)$ at $V_0 = 2.4$ for four different eigenstates with energy $E_{n,k} = +2$ and wavenumbers $k \simeq -5.27, -4.48, -3.82, -3.21$. These states are indicated by green arrows in Fig. 2(c).

the negative y -axis) is slightly bigger than the velocity $v_s = -v_{n=0,k=0}$ observed near $E = 0$. Of course, this interface mode is not a true eigenstate for all k . However, since the avoided crossings become very narrow, such a mode effectively represents eigenstates except for k -values near those anticrossings. This scenario also applies to larger values of V_0 , where more chiral interface modes can be identified, see Fig. 2(c).

In Fig. 3, we illustrate the probability density $\rho_{n,k}(x)$ defined in Eq. (14) for the four states with energy $E_{n,k} = +2$ indicated by green arrows in Fig. 2(c). We observe that these states are located in close vicinity to the p - n interface as compared to the respective $V_0 = 0$ Landau states. For the shown k values, the latter states would be centered at $\bar{x} \simeq +5.27, +4.48, +3.82$, and $+3.21$, i.e., further away and even on the other side of the interface. Interestingly, the result for $k \simeq -5.27$ resembles the (strongly displaced) probability density of a Landau state with $n = 0$. Indeed, Fig. 2(c) confirms that this state continuously evolves to the $n = 0$ shifted Landau level in Eq. (15) when following its energy dispersion all the way to $k \rightarrow -\infty$. A similar observation holds true for the other k -values shown in Fig. 3, which evolve to higher ($n = 1, 2, 3$) Landau levels at $k \rightarrow -\infty$ through a series of $n + 1$ avoided crossings. Note that the central chiral interface mode, which passes through $k = E = 0$ and is highlighted as red dashed curve in Fig. 2, corresponds to $n = 2$ for the shown wavenumber $k \simeq -3.82$.

Next we recall that for given V_0 within the bounds in Eq. (18), $2N - 1$ modes cross the $E = 0$ line. From the shown numerical results, we infer that the dispersion relation for all these modes is linear at sufficiently low energy scales. For $V_0 = 1.2$, on top of the central chiral interface state which is always present, we observe that a pair of states reaches $E = 0$ at finite wavenum-

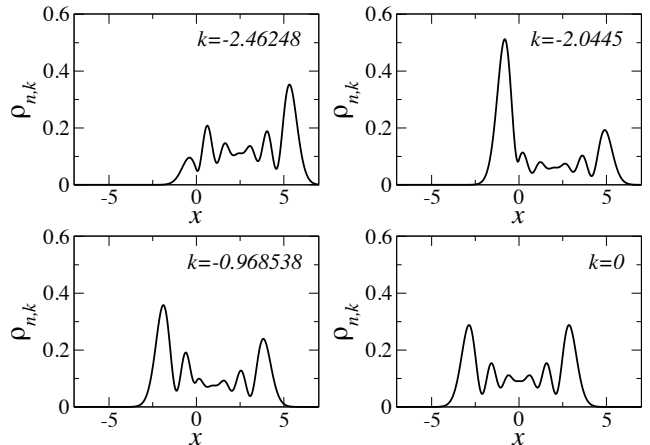


Figure 4. Spatial profile of the probability density $\rho_{n,k}(x)$ at $V_0 = 2.4$ for the four zero-energy states with wavenumbers $k \simeq -2.46, -2.04, -0.97$, and $k = 0$, corresponding to the orange arrows in Fig. 2(c).

bers $\pm k_1$. At low energies, those states are formed from $n = \pm 1$ bands, where for $V_0 > 1$, the $n = -1$ ($n = +1$) shifted Landau energy moves above (below) zero energy for $k \rightarrow -\infty$ ($k \rightarrow +\infty$), cf. Eq. (15). Furthermore, for $V_0 = 2.4$, Eq. (18) predicts $2N - 1 = 11$ zero-energy crossings as confirmed by Fig. 2(c). We conclude that for arbitrary V_0 , there is always at least one chiral interface state present. This conclusion is validated by the analytical observation that at $(E, k) = (0, 0)$ the function $\Delta_k(E)$ vanishes but its partial derivatives are finite. As a consequence, the matching condition (12) predicts a linear dispersion relation near $(k, E) = (0, 0)$ for any value of V_0 . This corrects a finding of Ref. [34], where interface states were argued to disappear for $V_0 > 1$.

Interestingly, for the $E = 0$ states illustrated in Fig. 4, in particular when $|k|$ is small, we observe that the probability density has finite weight on both sides of the interface, in contrast to the $E = 2$ states shown in Fig. 3. This feature is peculiar to the Dirac fermion nature of graphene quasiparticles, where low-energy states on the left/right side of the junction correspond to electrons and holes, respectively. In fact, we explicitly show in App. A that the corresponding Schrödinger version of this problem does not contain such a state. Figure 4 demonstrates that the graphene p - n interface state near $k = E = 0$ has a spatially symmetric density profile, as expected for a pure snake motion. The asymmetric density profiles found at higher energies, see Fig. 3, instead resemble the edge-type interface states associated with skipping orbits in the semiclassical picture. The latter type of chiral interface states are found also in the Schrödinger case, see App. A.

We now address in more detail the metamorphosis between Landau and interface states when moving through an avoided crossing. We illustrate this transition in Fig. 5

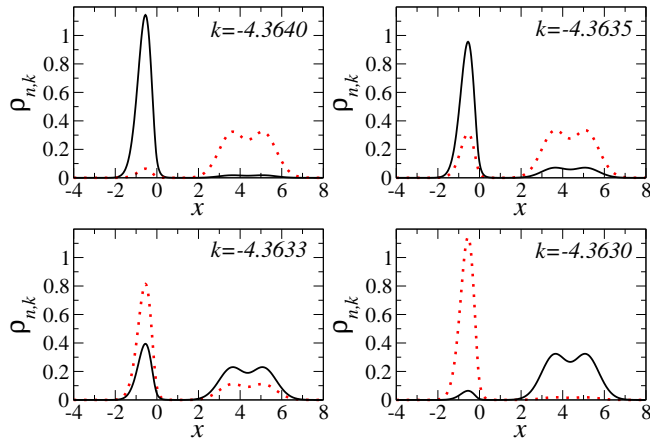


Figure 5. Spatial profile of the probability density $\rho_{n,k}(x)$ at $V_0 = 2.4$ for $n = -1$ (red dotted) and $n = 0$ (black solid curves) states with wavenumbers $-4.364 \leq k \leq -4.363$ near the avoided crossing indicated by the blue vertical arrow in Fig. 2(c).

by following the probability density through a specific avoided crossing. While Landau-like states are centered near $\bar{x} = -k$, chiral interface states are located near the junction at $x = 0$. It is evident from Fig. 5 that the transmutation between Landau and chiral interface states happens over a very narrow region of wavenumbers. The fact that the gap is so tiny can be rationalized by noting that both states are centered far from each other and therefore only come with a very small hybridization.

Let us then turn to the velocity of the central chiral interface state passing through $k = E = 0$. Our numerical results indicate different velocities at low and high energies, where the dispersion relations for $|E| \gtrsim 1$ and $|E| \lesssim 1$ have approximately constant velocities v_∞ and v_s , respectively. A linear regression fit to the $E > 1$ data in Fig. 2 gives the values $v_\infty/v_F \simeq 0.95$ (0.92, 0.82) for $V_0 = 0.6$ (1.2, 2.4), consistent with the limiting behavior $v_\infty \rightarrow v_F$ expected for $|E| \gg V_0$ [37]. Our fitted values for v_∞ are clearly larger than the respective velocities $v_s/v_F \simeq 0.76$ (0.65, 0.63) extracted from a linear regression fit near $E = 0$. The latter numbers nicely match the analytical prediction

$$\frac{v_s}{v_F} = \frac{\sqrt{2\pi} 2V_0^2 \Gamma(1 - V_0^2)}{1 + V_0^2 [\psi(1 - V_0^2/2) - \psi(1/2 - V_0^2/2)]} \times \left(\frac{1}{\Gamma^2(1/2 - V_0^2/2)} - \frac{1}{\Gamma(-V_0^2/2)\Gamma(1 - V_0^2/2)} \right), \quad (19)$$

with the Gamma function $\Gamma(z)$ and the Digamma function $\psi(z) = d \ln \Gamma / dz$ [48]. Equation (19) follows from Eq. (16) by expanding Eq. (12) around $k = E = 0$.

Three features of this result are particularly noteworthy. First, for $V_0 \ll 1$, Eq. (19) predicts $v_s = (2/\sqrt{\pi})V_0 l_B$, cf. the dashed blue line in Fig. 6. This

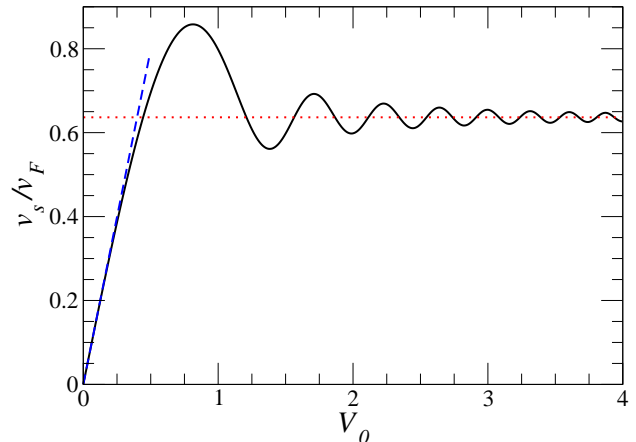


Figure 6. Velocity $v_s = -v_{n=0,k=0}$ of the central chiral interface state at low energy scales vs p - n potential strength V_0 . The solid black curve shows the analytical result in Eq. (19). The dotted red line denotes the large- V_0 limit, $v_s/v_F = 2/\pi \simeq 0.63$. The dashed blue line gives the drift velocity $v_s/v_F = 2\sqrt{2/\pi}V_0$ expected for $V_0 \ll 1$.

prediction is independent of the Fermi velocity v_F , but Fig. 6 shows that v_s never exceeds v_F for any value of V_0 . **For not too strong magnetic fields** the quoted small- V_0 limit of Eq. (19) is equivalent to the classical drift velocity of a charged particle in crossed magnetic ($B_z = B$) and electric (E_x , with $|E_x| < B$) fields. The drift velocity is then given by $v_y = cE_x/B_z$ along the negative y -axis. **When** the potential drops across the junction over a length of order l_B , the electric field at the interface is $E_x \approx V_0/(el_B)$, and hence $v_y \approx V_0 l_B \approx v_s$, see also Ref. [49]. Second, the velocity oscillates as a function of $V_0/E_B \sim V_0\sqrt{B}$. By variation of backgate voltages and/or the magnetic field, v_s can therefore be changed over a wide parameter region. The extrema in v_s approximately occur for $V_0 = \sqrt{N}$, where new interface states are generated and band mixing between $n = 0$ and $\pm N$ bands becomes important. Third, for $V_0 \gg 1$, Eq. (19) predicts that the velocity approaches $v_s = (2/\pi)v_F$. Interestingly, the same value is semiclassically expected for quasiparticles impinging on the junction under normal incidence, which then propagate with velocity v_F along a semicircular snake trajectory on alternating sides of the junction [31–33]. The average velocity along the junction axis will thus be given by $v_s = (2/\pi)v_F$.

Before turning to the circular geometry, we finally address the particle current density, $J_{n,k}(x)$, along the y -axis, see Eq. (14). Integrating over the transverse direction, the current associated to a given eigenstate follows in the form (see also Ref. [37])

$$I_{n,k} = \int_{-\infty}^{\infty} dx J_{n,k}(x) = v_{n,k}, \quad (20)$$

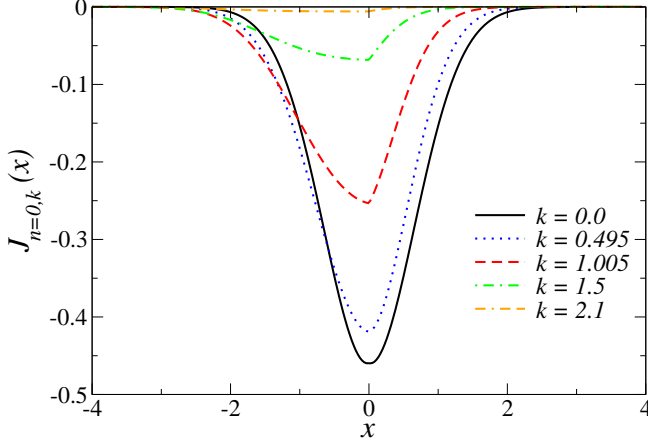


Figure 7. Current density profile $J_{n,k}(x)$, see Eq. (14), for $n = 0$ eigenstates of a straight graphene p - n junction with $V_0 = 0.6$ and several wavenumbers k .

with the velocity $v_{n,k}$ in Eq. (16). Note that $I_{n=0,k=0}$ is directly proportional to the velocity v_s in Eq. (19), see Fig. 6. For given chemical potential μ , the total current is then given by $\sum_n \int dk I_{n,k} f(E_{n,k} - \mu)$, with the Fermi function $f(E)$.

The current density profile is shown in Fig. 7 for $n = 0$ states with several k -values, taking $V_0 = 0.6$, see also Fig. 2(a) for the corresponding energy dispersion. We first note that the particle current is always oriented along the negative y -axis, consistent with the negative current densities in Fig. 7. For $k = 0$, Fig. 7 shows that one has a symmetric current density profile, $J_{0,0}(x) = J_{0,0}(-x)$, and the maximum absolute value of the current $|I_{0,k}|$ is reached at this wavenumber. With increasing $|k|$, the overall current $|I_{0,k}|$ gradually decreases and eventually becomes exponentially small in k , as expected for the Landau-like states formed at $|k| \gg V_0$. During this process, the current density profile always

retains a peak near the interface (i.e., at $x = 0$) but becomes more and more asymmetric. Remarkably, while the current density peak remains pinned to the interface, the probability density $\rho_{0,k}(x)$ (data not shown here) is centered further and further away from the interface as $|k|$ increases.

IV. CIRCULAR JUNCTION

We now address the case of a circularly symmetric potential with radius R , see Eq. (4). Using polar coordinates with radial distance $r = \sqrt{x^2 + y^2}$ and angle φ , rotational symmetry is kept intact by taking the symmetric gauge for the vector potential, with vanishing radial part and azimuthal component $A_\varphi = Br/2$. Below it is convenient to use instead of r the radial coordinate $\xi = r^2/2$, with $\xi_0 = R^2/2$ for the position of the p - n junction. Spinor eigenstates of the Dirac equation with a circularly symmetric potential and the above vector potential are then labelled by the conserved half-integer angular momentum j . With the integer band index n labelling different solutions for given j , and adopting the units in Eq. (2), their explicit form is [50, 51]

$$\Psi_{n,j}(\xi, \varphi) = \frac{\xi^{|j+\frac{1}{2}|/2} e^{-\xi/2}}{\sqrt{2\pi}} \begin{pmatrix} e^{i(j-\frac{1}{2})\varphi} \phi_{n,j}(\xi) \\ ie^{i(j+\frac{1}{2})\varphi} \chi_{n,j}(\xi) \end{pmatrix}, \quad (21)$$

where the radial functions $\phi(\xi)$ and $\chi(\xi)$ are normalized according to

$$\int_0^\infty d\xi \xi^{|j+\frac{1}{2}|} e^{-\xi} (|\phi_{n,j}|^2 + |\chi_{n,j}|^2) = 1. \quad (22)$$

In a region of constant potential V , the radial functions are expressed in terms of the confluent hypergeometric functions $\Phi(\alpha, \gamma; \xi)$ and $\Psi(\alpha, \gamma; \xi)$ [48]. With $V(\xi) = V_0 \text{sgn}(\xi - \xi_0)$, the Heaviside step function $\Theta(x)$, complex coefficients $c_{<}/>$, and keeping the index n implicit, they are given with $m = |j| + 1/2$ as follows, see Ref. [50, 51]. For $j > 0$, we obtain

$$\begin{pmatrix} \phi_j \\ \chi_j \end{pmatrix} = c_{<} \Theta(\xi_0 - \xi) \begin{pmatrix} \frac{m}{\sqrt{\xi}} \Phi(m - (E + V_0)^2, m; \xi) \\ (E + V_0) \Phi(m - (E + V_0)^2, 1 + m; \xi) \end{pmatrix} + c_{>} \Theta(\xi - \xi_0) \begin{pmatrix} \frac{E - V_0}{\sqrt{\xi}} \Psi(m - (E - V_0)^2, m; \xi) \\ \Psi(m - (E - V_0)^2, 1 + m; \xi) \end{pmatrix}. \quad (23)$$

For negative j , we instead find the eigenstates

$$\begin{pmatrix} \phi_j \\ \chi_j \end{pmatrix} = c_{<} \Theta(\xi_0 - \xi) \begin{pmatrix} \sqrt{\xi} (E + V_0) \Phi(1 - (E + V_0)^2, 1 + m; \xi) \\ -m \Phi(-(E + V_0)^2, m; \xi) \end{pmatrix} + c_{>} \Theta(\xi - \xi_0) \begin{pmatrix} \sqrt{\xi} (E - V_0) \Psi(1 - (E - V_0)^2, 1 + m; \xi) \\ \Psi(-(E - V_0)^2, m; \xi) \end{pmatrix}. \quad (24)$$

Continuity of the spinor at $\xi = \xi_0$ then again gives an energy quantization condition determining the spectrum, $E = E_{n,j}$. For $j > 0$, we obtain this condition in the form

$$(E - V_0) \left[1 - \frac{d}{d\xi} \ln \Phi(m - (E + V_0)^2, m; \xi) \Big|_{\xi=\xi_0} \right] = (E + V_0) \left[1 - \frac{d}{d\xi} \ln \Psi(m - (E - V_0)^2, m; \xi) \Big|_{\xi=\xi_0} \right], \quad (25)$$

while for $j < 0$, it is given by

$$(E - V_0) \frac{d}{d\xi} \ln \Phi \left(-(E + V_0)^2, m; \xi \right) \Big|_{\xi=\xi_0} = (E + V_0) \frac{d}{d\xi} \ln \Psi \left(-(E - V_0)^2, m; \xi \right) \Big|_{\xi=\xi_0}. \quad (26)$$

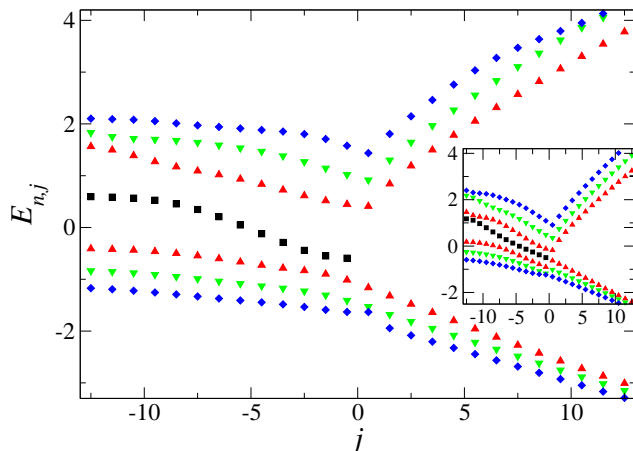


Figure 8. Energy spectrum $E_{n,j}$ vs angular momentum j for a circular p - n junction of radius $R = 3.3$ with $V_0 = 0.6$ (main panel) and $V_0 = 1.2$ (inset), using the units in Eq. (2). Different colors and symbols correspond to different values of $n_r = |n| - (j + 1/2)\Theta(j)$: $n_r = 0$ (black squares), $n_r = 1$ (red upward pointing triangles), $n_r = 2$ (green down pointing triangles), $n_r = 3$ (blue rhombi).

We note in passing that for $E = 0$ and integer values of V_0^2 , analytical solutions are possible again, in analogy to Sec. III, since the Φ and Ψ functions can then be written in terms of Laguerre polynomials [48].

The spectrum, $E = E_{n,j}$, can now be obtained by numerical root finding methods and is shown in Fig. 8 for $R = 3.3$ and two values of V_0 . For $V_0 = 0$, the spectrum follows analytically as

$$E_{n,j}^{(0)} = \text{sgn}(n) \sqrt{|n|}, \quad |n| = n_r + (j + 1/2)\Theta(j), \quad (27)$$

with the radial quantum number $n_r \geq 0$. The zero-energy Landau level with $n = 0$ is spanned by states with $n_r = 0$ and $j < 0$. Generally, $E_{n,j < 0}^{(0)}$ will be j -independent, while $E_{n,j > 0}^{(0)} \sim \sqrt{j}$ when n_r is held fixed.

For finite V_0 , Fig. 8 shows that the spectrum does not change qualitatively for $j > 0$, up to an overall energy shift V_0 due to the positive potential contribution for $r > R$. Indeed, we find $E_{n,j \gg 1} \approx V_0 + E_{n,j}^{(0)}$. On the other hand, the energies $E_{n,j < 0}$ differ more substantially from Eq. (27). In particular, the $n = 0$ level now acquires an angular momentum dependence, cf. the black squares in Fig. 8. We find a maximum (negative) slope of the j -dispersion at $j = -11/2$ for $V_0 = 0.6$, see Fig. 8. For

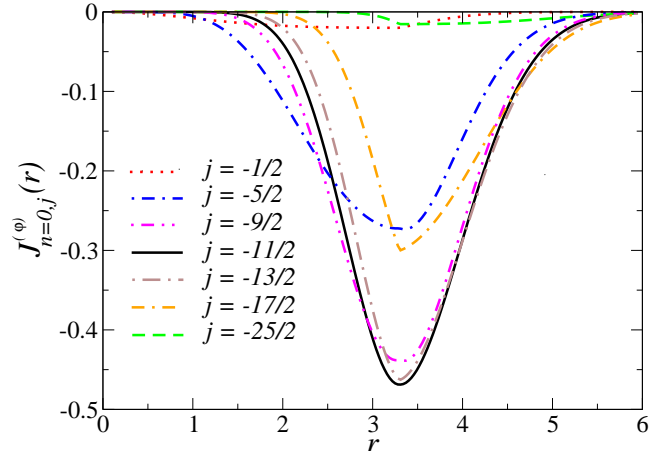


Figure 9. Current density in azimuthal direction, $J_{n=0,j}^{(\varphi)}(r)$, vs radial distance r/l_B for a circular p - n junction, see Eq. (29). The shown results are for $n = 0$ and several $j < 0$, with $V_0 = 0.6$ and $R = 3.3$ as in the main panel of Fig. 8.

the larger value $V_0 = 1.2$, cf. inset of Fig. 8, the corresponding value is at $j = -17/2$. As we discuss below, this maximum slope is directly relevant for the experimentally observable ring current flowing around the p - n interface.

The circulating current carried by a specific eigenstate $\Psi_{n,j}(r, \varphi)$ is defined by

$$I_{n,j} = \int_0^\infty dr J_{n,j}^{(\varphi)}(r), \quad (28)$$

with the current density

$$J_{n,j}^{(\varphi)}(r) = v_F \Psi_{n,j}^\dagger \begin{pmatrix} 0 & -ie^{-i\varphi} \\ ie^{i\varphi} & 0 \end{pmatrix} \Psi_{n,j} \quad (29)$$

running along the azimuthal direction. The current density in the radial direction vanishes identically. Equation (29) depends only on the radial variable r and is shown in Fig. 9 for $n = 0$ states with $j < 0$.

In analogy to Eq. (20), $I_{n,j}$ can be written as angular momentum derivative of the dispersion relation,

$$I_{n,j} = \frac{\sqrt{2}}{2\pi} \partial_j E_{n,j}, \quad (30)$$

where the derivative is taken at fixed n_r . We note that the current is measured in units of v_F/l_B , where the factor of $\sqrt{2}$ in Eq. (30) is again due to the units in Eq. (2).

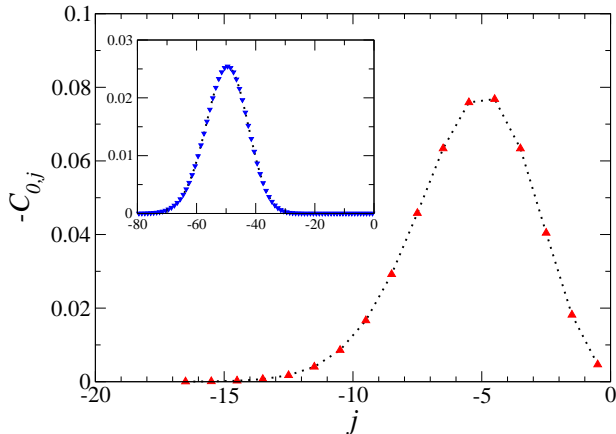


Figure 10. Dimensionless coefficients $-C_{n=0,j<0}$ vs j determining the ring currents in Eq. (31) for a circular p - n junction with $R = 3.3$ (main panel) and $R = 10$ (inset). The shown results follow from first-order perturbation theory in V_0 , see Eq. (B5) in App. B. Dotted curves are guides to the eye only. In the inset, one clearly sees that the maximum of $|I_{0,j}|$ in Eq. (31) is reached for half-integer $j = j_0 \approx -R^2/2 = -50$.

The remarkable relation (30) shows that the equilibrium ring current $I_{n,j}$ carried by an arbitrary eigenstate $\Psi_{n,j}$ is linked to the angular momentum dependence of the respective eigenenergy. For the $n = 0$ state with $j = j_0 < 0$ where the steepest slope $\partial_j E_{0,j}$ is realized, the magnitude of the circulating current will thus be maximal. This suggests that equilibrium ring currents due to chiral interface states are most pronounced when the Fermi level is aligned with E_{0,j_0} .

Noting that $I_{0,j<0}^{(0)} = 0$, see Eq. (30) and Ref. [44], the current for small V_0 is given by

$$I_{0,j<0} = \frac{v_F V_0}{l_B E_B} C_{0,j}(\xi_0) + \mathcal{O}(V_0^2). \quad (31)$$

Here we have restored energy (E_B) and length (l_B) units in order to highlight that the magnetic field strength B enters the ring current (31) only via the dependence of the dimensionless coefficients $C_{0,j}$ on the magnetic flux $\xi_0 = \frac{1}{2}(R/l_B)^2$ (in units of the magnetic flux quantum) through the n -doped disk region in Fig. 1. These coefficients are negative and can be obtained analytically from perturbation theory in V_0 , see App. B and Fig. 10, or numerically by means of Eq. (30). Their absolute value is peaked at $j = j_0 \approx -\xi_0$ with

$$|C_{0,j_0}| \approx \frac{0.25}{\sqrt{2}\xi_0} = \frac{0.25l_B}{R}. \quad (32)$$

It is instructive to compare the magnitude of the maximum current (31), reached at $j = j_0$, to the corresponding maximum value of a conventional mesoscopic

persistent current, $I^{(pc)} = v_F/(2\pi R)$. This quantum-mechanical current flows in equilibrium through a clean ring of radius R threaded by a magnetic flux and depends on the magnetic field strength in an oscillatory manner [52]. The magnetic moment induced by the persistent current has been measured by means of SQUID techniques [53]. Using Eqs. (31) and (32), we find

$$\frac{|I_{0,j_0}|}{I^{(pc)}} \approx \frac{\pi V_0}{2 E_B}. \quad (33)$$

We conclude that ring currents due to chiral interface states, as well as the thereby generated magnetic moments, will be sizeable at not overly small V_0/E_B .

More detailed information can be obtained by measuring the spatially resolved current density distribution of the $n = 0$ level, for example by using the experimental techniques employed in Refs. [39, 40]. Such profiles are displayed in Fig. 9 for $R = 3.3$ and $V_0 = 0.6$. Different values of j can be addressed in experiments by aligning the Fermi energy with $E_{0,j}$, see Fig. 8. As a function of the radial variable r , we observe from Fig. 9 that the current density exhibits a clear maximum near $r = R$, which is caused by circulating chiral interfacial currents. Indeed, for $V_0 \lesssim 1$, we find that the eigenstates $\Psi_{0,j<0}$ have a similar maximum also in the probability density $\rho_{0,j}(r)$ near $r = R$ and for half-integer $j = j_0 \approx -R^2/2$. For larger V_0 , however, oscillations around $r = R$ rather than a pronounced maximum are observed both in the probability density and in the current density.

In Fig. 7, we have shown similar chiral interfacial currents for a straight junction with the same potential strength $V_0 = 0.6$ as in Fig. 9. This analogy between the straight and the circular geometry also applies to the spatial asymmetry of the observed current density profiles. Finally, the total current $I_{0,j}$ follows by integrating the respective curve in Fig. 9, see Eq. (28). Clearly, for the chosen value of R in Fig. 9, the current is biggest for $j = j_0 = -11/2$. By measuring ring currents for different choices of the Fermi level, one may thus be able to assign angular momentum numbers j to individual quantum states.

V. CONCLUSIONS

In this paper, we have given the full solution of the spectral problem for graphene p - n junctions in an orbital magnetic field, studying both a straight junction and a circular geometry and focussing on the unidirectional interface states.

For a straight junction with a potential step of height $2V_0$, we have shown that there is always an odd number of interface modes propagating in the same direction. By comparing the solution of the Dirac equation to the one for the corresponding Schrödinger equation, we see that the graphene case is distinguished by the presence of a special snake-type mode. In addition, both problems may feature common edge-state like modes. For small V_0 ,

we find just one chiral interface mode for the graphene setup. This mode propagates in the low-energy limit with a group velocity set by the drift velocity in crossed electric/magnetic fields. For larger V_0 , the velocity depends in an oscillatory manner on V_0 , but saturates at the semi-classical value $(2/\pi)v_F$ expected for a pure snake motion.

For the circular junction, we find qualitatively related results. Chiral interface states can be controlled by the potential height V_0 and the radius R in their dominant angular momentum. Particularly interesting is the zeroth Landau level, where a detectable ring current, which also causes a magnetic moment, will be induced by the chiral interface mode. For not too small V_0 , this current is predicted to be comparable in magnitude to the maximum persistent current flowing in a quantum ring of the same diameter. Furthermore, we have shown that the corresponding current density is localized near the interface of the circular p - n junction.

To conclude, we hope that our predictions can soon be put to an experimental test. This should be possible in available devices by using STM techniques and/or SQUID microscopy.

ACKNOWLEDGMENTS

This work was supported by the network SPP 1459 of the Deutsche Forschungsgemeinschaft (Bonn).

Appendix A: Chiral interface states for Schrödinger fermions

Here we briefly discuss the chiral interface states in a straight p - n junction as in Sec. III but for Schrödinger fermions as in a conventional 2D electron gas, see Ref. [45]. With the Landau gauge and the potential $V(x)$ in Eq. (3), eigenstates are as in Eq. (5), $\Psi_k(x, y) = e^{iky}\psi_k(x)$, but with a scalar 1D wave function $\psi_k(x)$. Using the same notation as in Sec. III, instead of Eq. (6), we now arrive at the 1D equation

$$\left[a^\dagger a - \left(E - V(x) - \frac{1}{2} \right) \right] \psi_k(x) = 0, \quad (\text{A1})$$

where energies are measured in units of the cyclotron energy $\omega_c = eB/(mc)$ instead of E_B . For a region of constant potential $V(x) = V$, the two independent solutions of Eq. (A1) are given by

$$\psi_{k,V}^{(1,2)}(x) = D_p(\pm\sqrt{2}(x+k)), \quad p = E - V - 1/2. \quad (\text{A2})$$

For a globally uniform potential V , normalizability implies $p = n = 0, 1, 2, \dots$, resulting in the standard (shifted by V) Landau level energies $E_{n,k}^{(0)} = n + 1/2 + V$. For the potential in Eq. (3), normalizable eigenstates take the general form, cf. Eq. (11),

$$\psi_k(x) = \begin{cases} c_{<} \psi_{k,-V_0}^{(2)}(x), & x < 0, \\ c_{>} \psi_{k,+V_0}^{(1)}(x), & x > 0. \end{cases} \quad (\text{A3})$$

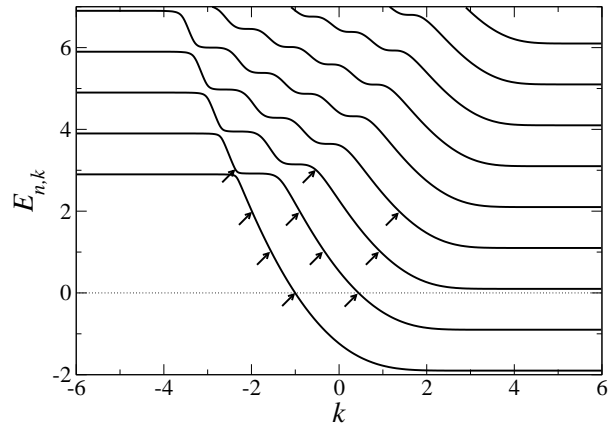


Figure 11. Spectrum $E_{n,k}$ vs k for a straight p - n junction of Schrödinger fermions. Energies (wavenumbers) are in units of ω_c (l_B^{-1}), cf. Eq. (2). The shown results are for $V_0/\omega_c = 2.4$ and follow from Eq. (A4). Density profiles are illustrated in Fig. 12 for the states with $E_{n,k} = 0, 1, 2, 3$ indicated by arrows.

The matching condition now involves the continuity of $\psi_k(x)$ and $\psi'_k(x)$ at $x = 0$. By using recurrence relations for parabolic cylinder functions [48], one arrives at

$$\Delta_k^{(S)}(E) = \det \begin{bmatrix} \psi_{k,-V_0}^{(2)}(0) & -\psi_{k,V_0}^{(1)}(0) \\ \psi_{k,-V_0-1}^{(2)}(0) & \psi_{k,V_0-1}^{(1)}(0) \end{bmatrix} = 0. \quad (\text{A4})$$

The solutions of Eq. (A4) determine the spectrum, $E = E_{n,k}$, where the band index n again reduces to the Landau level index when $V_0 = 0$. The corresponding eigenfunction to energy $E_{n,k}$ is given by Eq. (A3) with $c_{< / >} = \mathcal{N} D_{E_{n,k} \mp V_0 - 1/2}(\pm\sqrt{2}k)$ and overall normalization constant \mathcal{N} . The resulting spectrum is illustrated in Fig. 11. We observe that for finite V_0 , Landau levels show dispersion, where wide regions of approximately linear dispersion correspond to chiral interface states. Moreover, we notice that avoided crossings appear again.

The probability density $\rho_{n,k} = \psi_{n,k}^* \psi_{n,k}$ is illustrated in Fig. 12 for several states with approximately linear dispersion relation, i.e., for chiral interface states. We observe that these probability densities are always confined to one side of the junction, with exponentially small weight on the other side. This is the behavior expected for edge-type states skipping along the junction as if it were a boundary. However, when the energy approaches a region of flat dispersion, e.g., near an avoided crossing, the probability density exhibits finite weight on both sides of the interface, cf. Fig. 12(d), since here Landau-type states coexist with chiral interface states.

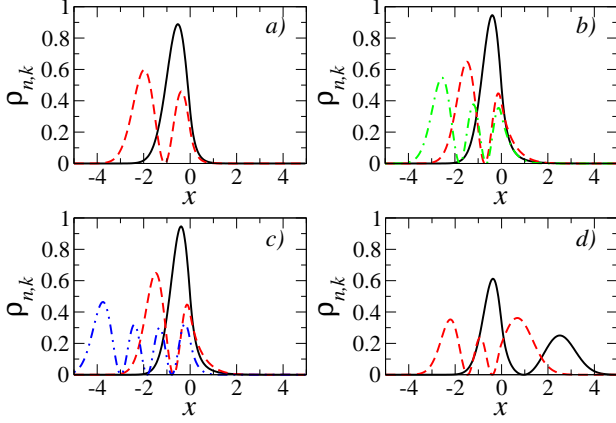


Figure 12. Density profiles for a straight Schrödinger p - n junction with $V_0/\omega_c = 2.4$. The shown states are indicated by arrows in Fig. 11, with x in units of l_B . a) Energy $E_{n,k} = 0$ with $k = -1.00205$ (black solid) and $k = 0.445883$ (red dashed). b) Same but for $E_{n,k} = 1$ with $k = -1.54421$ (black solid), $k = -0.322044$ (red dashed), and $k = 0.953544$ (green dot-dashed). c) Same with $E_{n,k} = 2$ for $k = -1.99022$ (black solid), $k = -0.899269$ (red dashed), and $k = 1.37079$ (blue dot-dashed). d) Same for $E_{n,k} = 3$ with $k = -2.35387$ (black solid) and $k = -0.519357$ (red dashed).

Appendix B: Perturbation theory for circular geometry

Here we discuss the results of perturbation theory in V_0 for the circular geometry in Sec. IV, where we obtain the coefficients $C_{0,j<0}$ in Eq. (31) in closed analytical form. For small $V_0 \ll 1$, analytical progress for $I_{0,j}$ in Eq. (28) is achieved by writing Eq. (4) as $V(r) = V_0 + V^{\text{pert}}(r)$ and treating $V^{\text{pert}}(r) = -2V_0\Theta(R-r)$ as small perturbation.

Using the notation of Sec. IV, cf. Eq. (21), and noting

that the perturbation V^{pert} does not couple states with different angular momenta, the $n = 0$ Landau level states with $n_r = 0$ and $j < 0$ are given to lowest order in V^{pert} by

$$\begin{pmatrix} \phi_{0,j}^{\text{pert}}(\xi) \\ \chi_{0,j}^{\text{pert}}(\xi) \end{pmatrix} = \frac{\sqrt{2}}{N_{0,j}} \begin{pmatrix} 0 \\ 1 \end{pmatrix} + \sum_{n \neq 0} \frac{\langle n, j | V^{\text{pert}} | 0, j \rangle}{-\text{sgn}(n)\sqrt{|n|}N_{n,j}} \times \begin{pmatrix} \frac{-\text{sgn}(n)\sqrt{|n|}\xi}{m} \Phi(-|n|+1, m+1; \xi) \\ \Phi(-|n|, m; \xi) \end{pmatrix}, \quad (\text{B1})$$

where $m = |j| + 1/2$, $\xi = r^2/2$, and

$$N_{n,j}^2 = 4\pi \frac{|n|![(m-1)!]^2}{(m+|n|-1)!}. \quad (\text{B2})$$

The matrix elements of V^{pert} in the basis of unperturbed Landau levels, $\{|n, j\rangle\}$, are with $\xi_0 = \frac{1}{2}(R/l_B)^2$ given by

$$\langle n, j | V^{\text{pert}} | 0, j \rangle = -V_0 \frac{4\sqrt{2}\pi}{N_{0,j}N_{n,j}} \frac{\xi_0^m}{m} \Phi(|n|+m, m+1; -\xi_0). \quad (\text{B3})$$

The integrated current to first order in V_0 then follows as

$$\begin{aligned} I_{0,j<0} &= v_F \int_0^\infty dr \Psi_{0,j}^{\text{pert}\dagger} \begin{pmatrix} 0 & -ie^{-i\varphi} \\ ie^{i\varphi} & 0 \end{pmatrix} \Psi_{0,j}^{\text{pert}} \\ &= \frac{v_F V_0}{l_B E_B} C_{0,j} + \mathcal{O}(V_0^2), \end{aligned} \quad (\text{B4})$$

cf. Eq. (31), where $\Psi_{0,j}^{\text{pert}}(r, \varphi)$ is determined by Eqs. (21) and (B1), and in the last line we have restored physical units. The radial integral for the coefficient $C_{0,j}$ gives

$$C_{0,j}(\xi_0) = -\frac{\sqrt{2}}{\pi} \frac{\xi_0^m}{\Gamma(m+1)} \sum_{n=1}^{\infty} \frac{\Phi(n+m, m+1, -\xi_0)}{n}, \quad (\text{B5})$$

where we recall $m = |j| + 1/2$. This result is illustrated in Fig. 10 for two values of R and features a peak at $j = j_0 \approx -\xi_0$, see Eq. (32).

-
- [1] K.S. Novoselov, A.K. Geim, S.V. Morozov, D. Jiang, Y. Zhang, S.V. Dubonos, I.V. Grigorieva, and A.A. Firsov, *Science* **306**, 666 (2004).
 - [2] K.S. Novoselov, A.K. Geim, S.V. Morozov, D. Jiang, M.I. Katsnelson, I.V. Grigorieva, S.V. Dubonos, and A.A. Firsov, *Nature* **438**, 197 (2005).
 - [3] A.H. Castro Neto, F. Guinea, N.M.R. Peres, K.S. Novoselov, and A. Geim, *Rev. Mod. Phys.* **81**, 109 (2009).
 - [4] M.O. Goerbig, *Rev. Mod. Phys.* **83**, 1193 (2011).
 - [5] A.F. Young and P. Kim, *Annu. Rev. Condens. Matter Phys.* **2**, 101 (2011).
 - [6] E.Y. Andrei, G. Li, and X. Du, *Rep. Prog. Phys.* **75**, 056501 (2012).
 - [7] V.M. Miransky and I.A. Shovkovy, *Phys. Rep.* **576**, 1 (2015).
 - [8] C.R. Dean *et al.*, *Nature Nanotech.* **5**, 722 (2010).
 - [9] J.R. Williams, L. DiCarlo, and C.M. Marcus, *Science* **317**, 638 (2007).
 - [10] B. Huard, J.A. Sulpizio, N. Stander, K. Todd, B. Yang, and D. Goldhaber-Gordon, *Phys. Rev. Lett.* **98**, 236803 (2007).
 - [11] B. Özyilmaz, P. Jarillo-Herrero, D. Efetov, D.A. Abanin, L.S. Levitov, and P. Kim, *Phys. Rev. Lett.* **99**, 166804 (2007).
 - [12] A.F. Young and P. Kim, *Nature Phys.* **5**, 222 (2009).
 - [13] J.R. Williams and C.M. Marcus, *Phys. Rev. Lett.* **107**, 046602 (2011).
 - [14] J.R. Williams, T. Low, M.S. Lundstrom, and C.M. Marcus, *Nature Nanotech.* **6**, 222 (2011).
 - [15] H. Schmidt, J.C. Rode, C. Belke, D. Smirnov, and R.J.

- Haug, Phys. Rev. B **88**, 075418 (2013).
- [16] F. Amet, J.R. Williams, K. Watanabe, T. Taniguchi, and D. Goldhaber-Gordon, Phys. Rev. Lett. **112**, 196601 (2014).
- [17] T. Taychatanapat, J.Y. Tan, Y. Yeo, K. Watanabe, T. Taniguchi, and B. Özyilmaz, Nature Comm. **6**, 6093 (2015).
- [18] N.N. Klimov, S.T. Le, J. Yan, P. Agnihotri, E. Comfort, J.U. Lee, D.B. Newell, and C.A. Richter, Phys. Rev. B **92**, 241301(R) (2015).
- [19] P. Rickhaus, P. Makk, M.H. Liu, E. Tóvári, M. Weiss, R. Maurand, K. Richter, and C. Schönenberger, Nature Comm. **6**, 6470 (2015).
- [20] P. Rickhaus, M.H. Liu, P. Makk, R. Maurand, S. Hess, S. Zihlmann, M. Weiss, K. Richter, and C. Schönenberger, Nano Lett. **15**, 5819 (2015).
- [21] Y. Zhao *et al.*, Science **348**, 672 (2015).
- [22] S. Matsuo, S. Takeshita, T. Tanaka, S. Nakaharai, K. Tsukagoshi, T. Moriyama, T. Ono, and K. Kobayashi, Nature Comm. **6**, 8066 (2015).
- [23] N. Kumada, F.D. Parmentier, H. Hibino, D.C. Glatli, and P. Roulleau, Nature Comm. **6**, 8068 (2015).
- [24] E. Tóvári, P. Makk, P. Rickshaus, C. Schönenberger, and S. Csonka, Nanoscale **8**, 11480 (2016).
- [25] S. Chen *et al.*, arXiv:1602.08182.
- [26] J. Lee *et al.*, arXiv:1606.03654.
- [27] E. Tóvári, P. Makk, M.H. Liu, P. Rickshaus, Z. Kovács-Krausz, K. Richter, C. Schönenberger, and S. Csonka, arXiv:1606.08007.
- [28] C.H. Liu, P.H. Wang, T.P. Woo, F.Y. Shih, S.C. Liou, P.H. Ho, C.W. Chen, C.T. Liang, W.H. Wang, Phys. Rev. B **93**, 041421(R) (2016).
- [29] D.A. Abanin and L.S. Levitov, Science **317**, 641 (2007).
- [30] C. Fräßdorf, L. Trifunovic, N. Bogdanoff, and P.W. Brouwer, arXiv: 1607.07758.
- [31] P. Carmier, C. Lewenkopf, and D. Ullmo, Phys. Rev. B **81**, 241406(R) (2010).
- [32] P. Carmier, C. Lewenkopf, and D. Ullmo, Phys. Rev. B **84**, 195428 (2011).
- [33] A.A. Patel, N. Davies, V. Cheianov, and V.I. Fal'ko, Phys. Rev. B **86**, 081413 (2012).
- [34] J. Wang, X. Chen, B.F. Zhu, and S.C. Zhang, Phys. Rev. B **85**, 235131 (2012).
- [35] Y. Liu, R.P. Tiwari, M. Brada, C. Bruder, F.V. Kusmartsev, and E.J. Mele, Phys. Rev. B **92**, 235438 (2015).
- [36] L. Oroszlany, P. Rakyta, A. Kormanyos, C.J. Lambert, and J. Cserti, Phys. Rev. B **77**, 081403(R) (2008).
- [37] T.K. Ghosh, A. De Martino, W. Häusler, L. Dell'Anna, and R. Egger, Phys. Rev. B **77**, 081404(R) (2008).
- [38] S. Park and H.-S. Sim, Phys. Rev. B **77**, 075433 (2008).
- [39] M.T. Allen, O. Shtanko, I.C. Fulga, A.R. Akhmerov, K. Watanabe, T. Taniguchi, P. Jarillo-Herrero, L.S. Levitov, and A. Yacoby, Nature Phys. **12**, 128 (2016).
- [40] J. Kirtley *et al.*, arXiv:1605.09483.
- [41] R. Ilan, F. de Juan, and J.E. Moore, Phys. Rev. Lett. **115**, 096802 (2015).
- [42] S. Acero, L. Brey, W.J. Herrera, and A.L. Yeyati, Phys. Rev. B **92**, 235445 (2015).
- [43] W. Häusler, A. De Martino, T.K. Ghosh, and R. Egger, Phys. Rev. B **78**, 165402 (2008).
- [44] L. Cohnitz, W. Häusler, A. Zazunov, and R. Egger, Phys. Rev. B **92**, 085422 (2015).
- [45] I. Bartoš and B. Rosenstein, J. Phys. A: Math. Gen. **27**, L53 (1994).
- [46] M. Zarenia, J.M. Pereira, Jr., F. M. Peeters, and G.A. Farias, Phys. Rev. B **87**, 035426 (2013).
- [47] A. Mrenca-Kolasinska, S. Heun, and B. Szafran, Phys. Rev. B **93**, 125411 (2016).
- [48] F.W.J. Oliver, D. W. Lozier, R. F. Boisvert, and C.W. Clark, editors, *NIST Handbook of Mathematical Functions*, (Cambridge University Press, New York, NY, 2010).
- [49] V. Lukose, R. Shankar, and G. Baskaran, Phys. Rev. Lett. **98**, 116802 (2007).
- [50] A. De Martino, L. Dell'Anna, and R. Egger, Phys. Rev. Lett. **98**, 066802 (2007).
- [51] A. De Martino and R. Egger, Semicond. Sci. Technol. **25**, 034006 (2010).
- [52] F. Hund, Ann. Phys. **32**, 102 (1938); N. Byers and C.N. Yang, Phys. Rev. Lett. **46**, 7 (1961); F. Bloch, Phys. Rev. **137**, A787 (1965); H.F. Cheung, Y. Gefen, E.K. Riedel, and W.H. Shih, Phys. Rev. B **37**, 6050 (1988).
- [53] D. Mailly, C. Chapelier, and A. Benoit, Phys. Rev. Lett. **70**, 2020 (1993).
- [54] V.V. Cheianov and V.I. Fal'ko, Phys. Rev. B **74**, 041403(R) (2006).
- [55] R.R. Hartmann, N.J. Robinson, and M.E. Portnoi, Phys. Rev. B **81**, 245431 (2010).
- [56] D.A. Stone, C.A. Downing, and M.E. Portnoi, Phys. Rev. B **86**, 075464 (2012).
- [57] Nojoon Myoung, G. Ihm, and S. J. Lee, Phys. Rev. B **83**, 113407 (2011).
- [58] R.R. Hartmann and M.E. Portnoi, Phys. Rev. A **89**, 012101 (2014).
- [59] B.-Y. Jiang, G.X. Ni, C. Pan, Z. Fei, B. Cheng, C.N. Lau, M. Bockrath, D.N. Basov, and M.M. Fogler Phys. Rev. Lett. **117**, 086801 (2016).
- [60] J.H. Bardarson, M. Titov, and P.W. Brouwer, Phys. Rev. Lett. **102**, (226803) (2009).
- [61] C.A. Downing, D.A. Stone, and M.E. Portnoi, Phys. Rev. B **84**, 155437 (2011).
- [62] C. A. Downing, A. R. Pearce, R. J. Churchill, and M. E. Portnoi Phys. Rev. B **92**, 165401 (2015).
- [63] J.T. Chalker and A. Dohmen, Phys. Rev. Lett. **75**, 4496 (1995).
- [64] J.J. Betouras and J.T. Chalker, Phys. Rev. B **62**, 10931(2000).