



City Research Online

City, University of London Institutional Repository

Citation: Granados-Cruz, M., Shmaliy, Y. S., Khan, S., Ahn, C. K. & Zhao, S. (2015). New results in nonlinear state estimation using extended unbiased fir filtering. 2015 23rd European Signal Processing Conference (EUSIPCO), pp. 679-683. doi: 10.1109/EUSIPCO.2015.7362469

This is the accepted version of the paper.

This version of the publication may differ from the final published version.

Permanent repository link: <https://openaccess.city.ac.uk/id/eprint/15833/>

Link to published version: <https://doi.org/10.1109/EUSIPCO.2015.7362469>

Copyright: City Research Online aims to make research outputs of City, University of London available to a wider audience. Copyright and Moral Rights remain with the author(s) and/or copyright holders. URLs from City Research Online may be freely distributed and linked to.

Reuse: Copies of full items can be used for personal research or study, educational, or not-for-profit purposes without prior permission or charge. Provided that the authors, title and full bibliographic details are credited, a hyperlink and/or URL is given for the original metadata page and the content is not changed in any way.

City Research Online:

<http://openaccess.city.ac.uk/>

publications@city.ac.uk

NEW RESULTS IN NONLINEAR STATE ESTIMATION USING EXTENDED UNBIASED FIR FILTERING

[◦]Moises Granados-Cruz, [◦]Yuriy S. Shmaliy, ^{*}Sanowar H. Khan, ^{*}Choon Ki Ahn, [•]Shunyi Zhao

[◦]Department of Electronics Engineering, Universidad de Guanajuato, Salamanca, 36885, Mexico

^{*}Department of Electronics Engineering, City University London, London, UK

^{*}School of Electrical Engineering, Korea University, Seoul, Korea

[•]Key Lab. Adv. Process Contr. for Light Ind., Jiangnan University, Wuxi, P.R. China

ABSTRACT

This paper discusses two algorithms of extended unbiased FIR (EFIR) filtering of nonlinear discrete-time state-space models used in tracking and state estimation. The basic algorithm employs the extended nonlinear state and observation equations. The modified algorithm utilizes the nonlinear-to-linear conversion of the observation equation which is provided using a batch EFIR filter having small memory. Unlike the extended Kalman filter (EKF), both EFIR algorithms ignore the noise statistics and demonstrate better robustness against temporary model uncertainties. These algorithms require an optimal horizon in order to minimize the mean square error. Applications are given for robot indoor self-localization utilizing radio frequency identification tags.

1. INTRODUCTION

Diverse problems in navigation, tracking, robotics, communications, etc. often require nonlinear state estimation. A traditional tool here is the extended Kalman filter (EKF) [1] having strong features such as high accuracy, fast computation, easy coding, and small memory. Among the recognized flaws of EKF are the following: 1) its estimate can be biased if noise is nonadditive, 2) it may diverge if nonlinearities and noise are large [2], and 3) its accuracy can be low if noise covariances are not well specified or ill-conditioned and noise is non white Gaussian, heavy-tailed, or Gaussian with outliers [3].

In line with the recursive Kalman approach, several other approaches have also been developed during decades in order to find a more robust solution [4–11, 14, 15]. The unscented Kalman filter (UKF) was proposed in [9] to transfer the mean and variance through nonlinearities with higher accuracy than in EKF when the model is strongly nonlinear. A grid-based method which was worked out to approximate the posterior process distribution has resulted in the hidden Markov model (HMM) filters [10]. A sequential Monte Carlo (SMC) method also known as a particle filter (PF) [11] was developed for Bayesian models associated with Markov chains [12]. A new filtering approach was developed in [13] for nonlinear pairwise models. A review of these and other nonlinear filters can be found in [14].

An efficient alternative to the recursive EKF is the iterative extended finite impulse response (EFIR) filter [15]. Unlike the EKF, UKF, and optimal FIR (OFIR) filters [16–18], the EFIR filter totally ignores the noise statistics and initial error statistics. Similarly to PFs, the EFIR filter exploits most recent past measurements which number is required to be optimal N_{opt} . A scalar N_{opt} can be ascertained by using test reference measurements or even via regular measurements

without a reference signal [19], thus in a way much simpler than for the noise statistics. The EFIR filter belongs to a regression-based family of Gauss's least squares estimators which often give accuracy that is superior to the best available EKF [14]. In what follows, we propose, develop, and discuss two efficient iterative EFIR filtering algorithms.

2. NONLINEAR MODEL

Let us consider a process represented in state space with the nonlinear state and observation equations, respectively,

$$\mathbf{x}_n = \mathbf{f}_n(\mathbf{x}_{n-1}, \mathbf{u}_n, \mathbf{w}_n, \mathbf{e}_n), \quad (1)$$

$$\mathbf{z}_n = \mathbf{h}_n(\mathbf{x}_n, \mathbf{v}_n), \quad (2)$$

in which $\mathbf{x}_n \in \mathcal{R}^K$ is the state vector, $\mathbf{u}_n \in \mathcal{R}^L$ is the input vector, and $\mathbf{f}_n(\cdot)$ and $\mathbf{h}_n(\cdot)$ are nonlinear time-varying functions. All random components are zero mean white Gaussian and uncorrelated. Namely, the process noise $\mathbf{w}_n \in \mathcal{R}^P$, the input noise $\mathbf{e}_n \in \mathcal{R}^H$, and the observation noise $\mathbf{v}_n \in \mathcal{R}^M$ have the properties: $E\{\mathbf{w}_n\} = \mathbf{0}$, $E\{\mathbf{e}_n\} = \mathbf{0}$, $E\{\mathbf{v}_n\} = \mathbf{0}$, and $E\{\mathbf{w}_i \mathbf{e}_j^T\} = \mathbf{0}$, $E\{\mathbf{w}_i \mathbf{v}_j^T\} = \mathbf{0}$, and $E\{\mathbf{v}_i \mathbf{e}_j^T\} = \mathbf{0}$ for all i and j . The noise covariances are depicted as $\mathbf{Q} = E\{\mathbf{w}_n \mathbf{w}_n^T\}$, $\mathbf{L} = E\{\mathbf{e}_n \mathbf{e}_n^T\}$, and $\mathbf{R} = E\{\mathbf{v}_n \mathbf{v}_n^T\}$.

In order to estimate \mathbf{x}_n using methods of linear filtering, (1) and (2) need to be expanded to the 1-order Taylor series [1]: $\mathbf{f}_n(\cdot)$ at $n-1$ and $\mathbf{h}_n(\cdot)$ at n . We do it under the following suppositions. Input \mathbf{u}_n is slow enough and such that the difference $\mathbf{u}_n - \mathbf{u}_{n-1}$ is insignificant. The initial values are known, to mean that the noise components at the start point are zeros. Accordingly, the expanded nonlinear functions attain the forms of

$$\mathbf{f}_n = \mathbf{F}_n \mathbf{x}_{n-1} + \bar{\mathbf{u}}_n + \mathbf{W}_n \mathbf{w}_n + \mathbf{E}_n \mathbf{e}_n + \xi_n, \quad (3)$$

$$\mathbf{h}_n = \mathbf{H}_n \mathbf{x}_n + \bar{\mathbf{z}}_n + \mathbf{T}_n \mathbf{v} + n + \zeta_n, \quad (4)$$

where $\mathbf{F}_n = \left. \frac{\partial \mathbf{f}_n}{\partial \mathbf{x}} \right|_{\hat{\mathbf{x}}_{n-1}}$, $\mathbf{W}_n = \left. \frac{\partial \mathbf{f}_n}{\partial \mathbf{w}} \right|_{\hat{\mathbf{x}}_{n-1}}$, $\mathbf{E}_n = \left. \frac{\partial \mathbf{f}_n}{\partial \mathbf{e}} \right|_{\hat{\mathbf{x}}_{n-1}}$, $\mathbf{T}_n = \left. \frac{\partial \mathbf{h}_n}{\partial \mathbf{v}} \right|_{\hat{\mathbf{x}}_n^-}$, and $\mathbf{H}_n = \left. \frac{\partial \mathbf{h}_n}{\partial \mathbf{x}} \right|_{\hat{\mathbf{x}}_n^-}$ are Jacobian and

$$\bar{\mathbf{u}}_n = \mathbf{f}_n(\hat{\mathbf{x}}_{n-1}, \mathbf{u}_n, \mathbf{0}, \mathbf{0}) - \mathbf{F}_n \hat{\mathbf{x}}_{n-1},$$

$$\bar{\mathbf{z}}_n = \mathbf{h}_n(\hat{\mathbf{x}}_n^-) - \mathbf{H}_n \hat{\mathbf{x}}_n^-$$

are known. Here, $\hat{\mathbf{x}}_n$ is the estimate¹ and $\hat{\mathbf{x}}_n^-$ is the prior estimate of \mathbf{x}_n . The residuals ξ_n and ζ_n are supposed to be small if the model is sufficiently smooth.

¹ $\hat{\mathbf{x}}_{n|k}$ means the estimate at n via measurement from the past to k . Below, we use the following notations: $\hat{\mathbf{x}}_n \triangleq \hat{\mathbf{x}}_{n|n}$ and $\hat{\mathbf{x}}_n^- \triangleq \hat{\mathbf{x}}_{n|n-1}$.

Table 1: Pseudo Code of the EKF Algorithm

Input: $\mathbf{z}_n, \mathbf{u}_n, \hat{\mathbf{x}}_0, \mathbf{P}_0, \mathbf{R}, \mathbf{Q}, \mathbf{L}$

- 1: **for** $n = 1 : M$ **do**
- 2: $\hat{\mathbf{x}}_n^- = \mathbf{f}_n(\hat{\mathbf{x}}_{n-1}, \mathbf{u}_n, \mathbf{0}, \mathbf{0})$
- 3: Update: $\mathbf{F}_n, \mathbf{E}_n, \mathbf{W}_n, \mathbf{H}_n, \mathbf{T}_n$
- 4: $\mathbf{P}_n^- = \mathbf{F}_n \mathbf{P}_{n-1} \mathbf{F}_n^T + \mathbf{W}_n \mathbf{Q} \mathbf{W}_n^T + \mathbf{E}_n \mathbf{L} \mathbf{E}_n^T$
- 5: $\mathbf{K}_n = \mathbf{P}_n^- \mathbf{H}_n^T (\mathbf{H}_n \mathbf{P}_n^- \mathbf{H}_n^T + \mathbf{T}_n \mathbf{R} \mathbf{T}_n^T)^{-1}$
- 6: $\hat{\mathbf{x}}_n = \hat{\mathbf{x}}_n^- + \mathbf{K}_n [\mathbf{z}_n - \mathbf{h}_n(\hat{\mathbf{x}}_n^-, \mathbf{0})]$
- 7: $\mathbf{P}_n = (\mathbf{I} - \mathbf{K}_n \mathbf{H}_n) \mathbf{P}_n^-$
- 8: **and for**

Output: $\hat{\mathbf{x}}_n$

The 1-order expanded state-space model is thus

$$\mathbf{x}_n = \mathbf{F}_n \mathbf{x}_{n-1} + \bar{\mathbf{u}}_n + \tilde{\mathbf{e}}_n + \tilde{\mathbf{w}}_n + \tilde{\boldsymbol{\zeta}}_n, \quad (5)$$

$$\mathbf{z}_n = \mathbf{H}_n \mathbf{x}_n + \bar{\mathbf{z}}_n + \tilde{\mathbf{v}}_n + \tilde{\boldsymbol{\zeta}}_n, \quad (6)$$

where the zero mean noise vectors $\tilde{\mathbf{w}}_n$, $\tilde{\mathbf{e}}_n$, and $\tilde{\mathbf{v}}_n$ have the covariances $\tilde{\mathbf{Q}}_n = \mathbf{F}_n \mathbf{Q} \mathbf{F}_n^T$, $\tilde{\mathbf{I}}_n = \mathbf{E}_n \mathbf{L} \mathbf{E}_n^T$, and $\tilde{\mathbf{R}}_n = \mathbf{T}_n \mathbf{R} \mathbf{T}_n^T$. Provided (5) and (6), the EKF can be coded as in Table 1, in which the initial state estimate $\hat{\mathbf{x}}_0$ and covariances \mathbf{P}_0 , \mathbf{R} , \mathbf{Q} , and \mathbf{L} are supposed to be known. The prior estimation error \mathbf{P}_n^- and estimation error \mathbf{P}_n are defined by

$$\mathbf{P}_n^- = E\{(\mathbf{x}_n - \hat{\mathbf{x}}_n^-)(\mathbf{x}_n - \hat{\mathbf{x}}_n^-)^T\}, \quad (7)$$

$$\mathbf{P}_n = E\{(\mathbf{x}_n - \hat{\mathbf{x}}_n)(\mathbf{x}_n - \hat{\mathbf{x}}_n)^T\}. \quad (8)$$

The extended EFIR filtering algorithms are discussed next.

2.1 Extended unbiased FIR filtering

Unlike the recursive EKF, the iterative EFIR filter [15] utilizes measurements \mathbf{z}_n available on an interval of N past neighboring points from $m = n - N + 1$ to n . The EFIR filter totally ignores the covariances \mathbf{R} , \mathbf{Q} , \mathbf{L} , and \mathbf{P}_0 . Instead, it requires an optimal horizon of N_{opt} points. There are at least two ways to find a scalar N_{opt} : via the test measurements implying a known model \mathbf{x}_n by minimizing the trace of \mathbf{P}_n ,

$$N_{\text{opt}} = \arg \min_N \{\text{tr} \mathbf{P}(N)\}, \quad (9)$$

or utilizing measurements with no reference [19].

The EFIR filtering estimate has the Kalman form

$$\hat{\mathbf{x}}_l = \hat{\mathbf{x}}_l^- + \mathbf{K}_l [\mathbf{z}_l - \mathbf{h}_l(\hat{\mathbf{x}}_l^-)], \quad (10)$$

in which l ranges from $m + K$ to n , where K is the number of the states. For each time index n , the output is taken when $l = n$. The bias correction gain

$$\mathbf{K}_l = \mathbf{G}_l \mathbf{H}_l^T \quad (11)$$

is defined and updated iteratively via the generalized noise power gain (GNPG)

$$\mathbf{G}_l = [\mathbf{H}_l^T \mathbf{H}_l + (\mathbf{F}_l \mathbf{G}_{l-1} \mathbf{F}_l^T)^{-1}]^{-1}. \quad (12)$$

Table 2: EFIR-1 Filtering Algorithm for (5) and (6)

Input: $\mathbf{z}_n, \mathbf{y}_n, \mathbf{u}_n, K, N$

- 1: **for** $n = N - 1 : \infty$ **do**
- 2: $m = n - N + 1, \quad s = m + K - 1$
- 3: $\tilde{\mathbf{x}}_s = \begin{cases} \mathbf{y}_s, & \text{if } s < N - 1 \\ \hat{\mathbf{x}}_s, & \text{if } s \geq N - 1 \end{cases}$
- 4: $\mathbf{G}_s = \mathbf{F}_s \dots \mathbf{F}_{m+1} (\mathbf{H}_{s,m}^T \mathbf{H}_{s,m})^{-1} \mathbf{F}_{m+1}^T \dots \mathbf{F}_s^T$
Otherwise, set $\mathbf{G}_s = \mathbf{I}$
- 5: **for** $l = m + K : n$ **do**
- 6: $\tilde{\mathbf{x}}_l^- = \mathbf{f}_l(\tilde{\mathbf{x}}_{l-1}, \mathbf{u}_l, \mathbf{0}, \mathbf{0})$
- 7: Update: $\mathbf{F}_l, \mathbf{H}_l$
- 8: $\mathbf{G}_l = [\mathbf{H}_l^T \mathbf{H}_l + (\mathbf{F}_l \mathbf{G}_{l-1} \mathbf{F}_l^T)^{-1}]^{-1}$
- 9: $\tilde{\mathbf{x}}_l = \tilde{\mathbf{x}}_l^- + \mathbf{G}_l \mathbf{H}_l^T [\mathbf{z}_l - \mathbf{h}_l(\tilde{\mathbf{x}}_l^-, \mathbf{0})]$
- 10: **and for**
- 11: $\hat{\mathbf{x}}_n = \tilde{\mathbf{x}}_n$
- 12: **and for**

Output: $\hat{\mathbf{x}}_n$

To avoid singularities, iterative calculation of (10) starts at $m + K$ and all values at $s = m + K - 1$ are computed in short batch forms as [21]

$$\tilde{\mathbf{x}}_s = \mathbf{F}_s \dots \mathbf{F}_{m+1} \Lambda_{s,m} \mathbf{H}_{s,m}^T \mathbf{Y}_{s,m}, \quad (13)$$

$$\mathbf{G}_s = \mathbf{F}_s \dots \mathbf{F}_{m+1} \Lambda_{s,m} \mathbf{F}_{m+1}^T \dots \mathbf{F}_s^T, \quad (14)$$

where $\Lambda_{s,m} = (\mathbf{H}_{s,m}^T \mathbf{H}_{s,m})^{-1}$ and

$$\mathbf{Y}_{s,m} = [\mathbf{y}_s^T \dots \mathbf{y}_{m+1}^T \mathbf{y}_m^T]^T, \quad (15)$$

$$\mathbf{H}_{s,m} = \begin{bmatrix} \mathbf{H}_s \mathbf{F}_s \dots \mathbf{F}_{m+1} \\ \vdots \\ \mathbf{H}_{m+1} \mathbf{F}_{m+1} \\ \mathbf{H}_m \end{bmatrix}. \quad (16)$$

Unlike the EKF relying on $\hat{\mathbf{x}}_0$, the EFIR filter needs N_{opt} known initial estimates or linear measurements united in a vector \mathbf{y}_n . Since \mathbf{y}_n may be unavailable in nonlinear modelling, the following options can be considered:

1) If \mathbf{y}_n is available, then compute $\tilde{\mathbf{x}}_s$ via (13) using (15) and (16) and set $\mathbf{y}_s = \tilde{\mathbf{x}}_s$.

2) If \mathbf{y}_n is unavailable, then either the output of EKF or some other estimator (even rough) can be used as \mathbf{y}_s or set $\mathbf{y}_n = \mathbf{z}_n - \bar{\mathbf{z}}_n$. Otherwise, if all of the states are observable by \mathbf{z}_n , a solution to $\mathbf{z}_n = \mathbf{h}_n(\mathbf{x}_n, \mathbf{0})$ for \mathbf{x}_n can be employed as \mathbf{y}_n [15].

3) If (2) is linear, then set $\mathbf{y}_n = \mathbf{z}_n$.

The iterative EFIR filter can be coded as Table 2. Provided $\mathbf{z}_n, \mathbf{y}_n$, and \mathbf{u}_n , it needs only N and K to start computing and updating all the vectors and matrices. No noise statistics are involved. In this code, two specifics can be taken into account: 1) because the GNPG is almost unity on an interval of K points, \mathbf{G}_s in many cases can be substituted with an identity matrix \mathbf{I} and 2) the EFIR algorithm operates in $N_{\text{opt}} - 1$ times slower than EKF owing to iterations.

Table 3: EFIR-2 Filtering Algorithm for (19) and (20)

Input: $\tilde{y}_n, \mathbf{u}_n, K, N$

- 1: **for** $n = N - 1 : \infty$ **do**
- 2: $m = n - N + 1, \quad s = m + K - 1$
- 3: $\tilde{\mathbf{x}}_s = \begin{cases} \tilde{y}_s, & \text{if } s < N - 1 \\ \hat{\mathbf{x}}_s, & \text{if } s \geq N - 1 \end{cases}$
- 4: $\mathbf{G}_s = \mathbf{F}_s \dots \mathbf{F}_{m+1} \mathbf{F}_{m+1}^T \dots \mathbf{F}_s^T$
 Otherwise, set $\mathbf{G}_s = \mathbf{I}$
- 5: **for** $l = m + K : n$ **do**
- 6: $\tilde{\mathbf{x}}_l^- = \mathbf{f}_l(\tilde{\mathbf{x}}_{l-1}, \mathbf{u}_l, \mathbf{0}, \mathbf{0})$
- 7: Update: \mathbf{F}_l
- 8: $\mathbf{G}_l = [\mathbf{I} + (\mathbf{F}_l \mathbf{G}_{l-1} \mathbf{F}_l^T)^{-1}]^{-1}$
- 9: $\tilde{\mathbf{x}}_l = \tilde{\mathbf{x}}_l^- + \mathbf{G}_l(\tilde{y}_l - \tilde{\mathbf{x}}_l^-)$
- 10: **and for**
- 11: $\hat{\mathbf{x}}_n = \tilde{\mathbf{x}}_n$
- 12: **and for**

Output: $\hat{\mathbf{x}}_n$

2.2 Nonlinear-to-linear observation conversion

The batch estimate (13) offers another opportunity to provide nonlinear EFIR filtering. Since noise reduction is insignificant on a minimum allowed horizon of $N = K$ points, one may consider the unbiased estimate

$$\tilde{\mathbf{y}}_n = \mathbf{F}_n \dots \mathbf{F}_{v+1} (\mathbf{H}_{n,v}^T \mathbf{H}_{n,v})^{-1} \mathbf{H}_{n,v}^T \mathbf{Z}_{n,v}, \quad (17)$$

where $v = n - K + 1$ and

$$\mathbf{Z}_{n,v} = [(\mathbf{z}_n - \bar{\mathbf{z}}_n)^T \dots (\mathbf{z}_v - \bar{\mathbf{z}}_v)^T]^T, \quad (18)$$

as a linear measurement of \mathbf{x}_n and transform (5) and (6) for negligible residuals to

$$\tilde{\mathbf{x}}_n = \mathbf{F}_n \mathbf{x}_{n-1} + \tilde{\mathbf{e}}_n + \tilde{\mathbf{w}}_n, \quad (19)$$

$$\tilde{y}_n = \mathbf{x}_n + \tilde{\mathbf{v}}_n, \quad (20)$$

where $\tilde{\mathbf{x}}_n = \mathbf{x}_n - \bar{\mathbf{u}}_n$. As can be seen, $\tilde{\mathbf{y}}_n$ has the same dimensions as \mathbf{x}_n , unlike the original measurement \mathbf{z}_n . The covariance of $\tilde{\mathbf{v}}_n$ is defined by

$$\tilde{\mathbf{R}}_n = E\{(\tilde{\mathbf{y}}_n - \mathbf{x}_n)(\tilde{\mathbf{y}}_n - \mathbf{x}_n)^T\}.$$

It thus follows that (17) serves in (20) as a convertor of the nonlinear observation (6) to the linear one (20) with restrictions peculiar to extended nonlinear estimators. Below, we test the EFIR-1 and EFIR-2 algorithms in a comparison to the EKF by a robot localization problem.

3. APPLICATIONS

Consider a robot travelling in direction d with coordinates x_n and y_n on an indoor floorspace (white curve in Fig. 1). The robot measures distances to two radio frequency identification (RFID) tags, A and B, and its trajectory is controlled by the left and right wheels. The distance between the wheels

is $b = 1$ m and the incremental distances vehicle travels by these wheels are d_L and d_R . The pose angle Φ_n is measured with an imbedded fiber optic gyroscope (FOG) [20].

The robot extended state-space model is given by (5) and (6) in which $\mathbf{x}_n = [x_n \ y_n \ \Phi_n]^T$, $\mathbf{u}_n = [d_{L_n} \ d_{R_n}]^T$, $\mathbf{w}_n = [w_{x_n} \ w_{y_n} \ w_{\Phi_n}]^T$, $\mathbf{e}_n = [e_{L_n} \ e_{R_n}]^T$, $\mathbf{T}_n = \mathbf{I}$, $\mathbf{W}_n = \mathbf{F}_n$,

$$\mathbf{F}_n = \begin{bmatrix} 1 & 0 & -d_n \sin(\hat{\Phi}_{n-1} + \frac{1}{2}\phi_n) \\ 0 & 1 & d_n \cos(\hat{\Phi}_{n-1} + \frac{1}{2}\phi_n) \\ 0 & 0 & 1 \end{bmatrix}, \quad (21)$$

$$\mathbf{E}_n = \frac{1}{2b} \begin{bmatrix} be_{cn} + d_n e_{sn} & be_{cn} - d_n e_{sn} \\ be_{sn} - d_n e_{cn} & be_{sn} + d_n e_{cn} \\ -2 & 2 \end{bmatrix}, \quad (22)$$

$$\mathbf{H}_n = \begin{bmatrix} \frac{\tilde{x}_n - x_1}{u_{1n}} & \frac{\tilde{y}_n - y_1}{u_{1n}} & 0 \\ \frac{\tilde{x}_n - x_2}{u_{2n}} & \frac{\tilde{y}_n - y_2}{u_{2n}} & 0 \\ 0 & 0 & 1 \end{bmatrix}, \quad (23)$$

where

$$u_{1n} = \sqrt{(y_1 - \hat{y}_n^-)^2 + (x_1 - \hat{x}_n^-)^2 + c_1^2},$$

$$u_{2n} = \sqrt{(y_2 - \hat{y}_n^-)^2 + (x_2 - \hat{x}_n^-)^2 + c_2^2},$$

$$d_n = \frac{1}{2}(d_{R_n} + d_{L_n}),$$

$$\phi_n \cong \frac{1}{b}(d_{R_n} - d_{L_n}),$$

$$e_{cn} = \cos\left(\hat{\Phi}_n^- + \frac{\phi_n}{2}\right), \text{ and } e_{sn} = \sin\left(\hat{\Phi}_n^- + \frac{\phi_n}{2}\right).$$

We allow all the covariance matrices be diagonal and set the standard deviations $\sigma_x = \sigma_y = \sigma_L = \sigma_R = 1$ mm, $\sigma_\Phi = 0.5^\circ$, $\sigma_{v1} = \sigma_{v2} = 5$ sm, and $\sigma_{v3} = 2^\circ$. The reader range is supposed to be $r = 6$ m. We place a tag A at (0, 6) m and tag B at (0, 0) m and let $d_L = 0.12$ mm and $d_R = 0.24$ mm. Simulation is provided at 5000 points with time interval T for $\mathbf{G}_s = \mathbf{I}$. In Fig. 1, direct measurements of x_n and y_n are unavailable. We therefore solve the inverse problem in (6) for $x_1 = x_2 = y_2 = 0$ and $y_1 = 6$ m, go to “linear” measurements \tilde{x}_n and \tilde{y}_n , united it in a measurement vector $\mathbf{y}_n = [\tilde{x}_n \ \tilde{y}_n]^T$, and depict in Fig. 1 as “actual measurement”. The “converted measurement” is provided by (17). The optimal horizon $N_{\text{opt}} = 84$ was found for a reference test measurement.

Typical instantaneous errors produced by the EKF and EFIR-1 and EFIR-2 filters are sketched in Fig. 2. To be closer to a practical situation, in this simulation we consider the worst case of not fully known noise statistics by introducing a correction coefficient p to the covariance matrices as $p^2 \mathbf{R}$, \mathbf{Q}/p^2 , and \mathbf{L}/p^2 . As can be seen in Fig. 2 ($p = 3$), the correction coefficient p strongly affects the EKF estimate, whereas the EFIR estimate is p -invariant. Next, we compute the MSE for each filter by the root square of the trace of the estimation error matrix (8), excluded the third state having an angular measure. The MSEs computed over 30 subsequent Monte Carlo runs are shown in Fig. 2. Observing this figure, one infers that the EKF($p = 1$) and EFIR-1 and EFIR-2 filters produce similar errors. In contrast, errors in the noise covariances lead to larger errors in both EKF($p = 3$) and EKF($p = 5$) and do not affect the EFIR filters. Moreover, excursions in MSEs indicate that EKF with $p > 1$ is addicted to divergence and that this addiction grows with p . Note that even a stronger addiction to divergence of EKF was shown

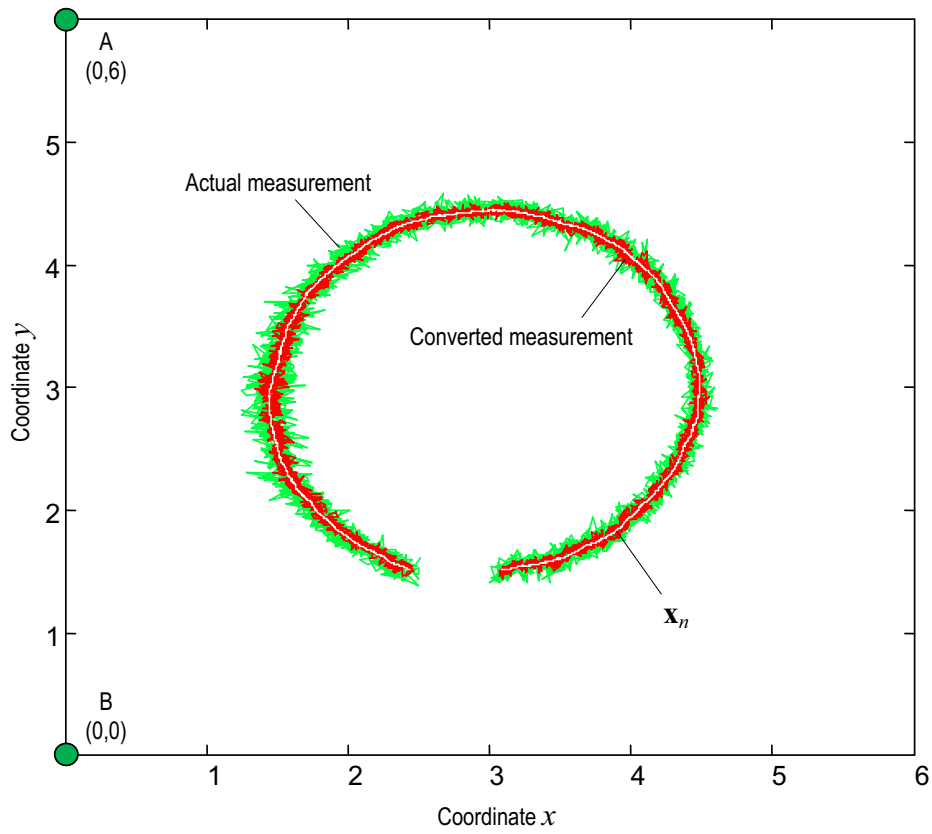


Figure 1: Robot actual trajectory x_n , “actual measurement” by solving the inverse problem, and “converted measurement” by (17), excluded N_{opt} first points.

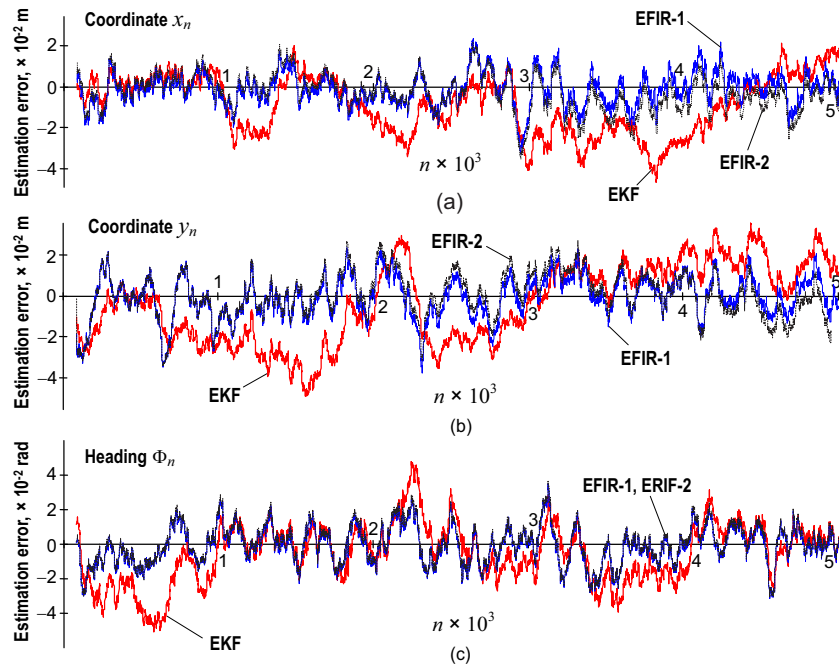


Figure 2: Typical time-domain errors of EKF and EFIR-1 and EFIR-2 filters corresponding to Fig. 1 for $p = 3$ and $N_{\text{opt}} = 84$: (a) coordinate x , (b) coordinate y , and (c) heading Φ .

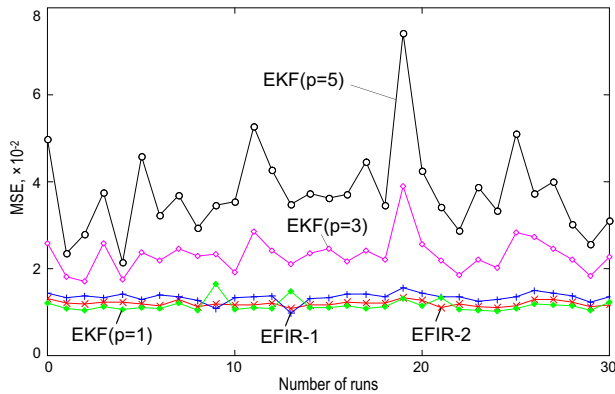


Figure 3: Typical MSEs produced by the EKF ($p = 1, 3, 5$) and EFIR-1 and EFIR-2 filters in 30 runs.

in [22] for $p < 1$. On the other hand, it was revealed that the EFIR filter becomes more addicted to divergence close to the left border in Fig. 1.

4. CONCLUSIONS

The EFIR filtering algorithms proposed, developed in part, and discussed in this paper have the following useful properties. Unlike the EKF filter, both the EFIR-1 and FIR-2 algorithms are insensitive to the imprecisely defined noise statistics. Practically, this means that it is only within a narrow region around the ideal conditions that the EKF has better accuracy than EFIR. Otherwise, errors in the EKF grow rapidly and result in the divergence, whereas the EFIR filter ignoring noise statistics remains at the same error level. Of practical importance also is that the only tuning scalar value N_{opt} required by the EFIR filter can easily be specialized via test measurements or even using regular measurements with no reference, thus in a way much easier than for the noise statistics. Besides, the determination of N_{opt} implies much smaller cost, especially if the process is time-varying. A payment for these advantages of EFIR filtering is an $N_{\text{opt}} - 1$ times longer operation required to complete iterations.

Referring to such useful properties, we now consider other applications for the algorithms proposed and develop their fast forms utilizing recursions.

REFERENCES

- [1] H. Cox, "On the estimation of state variables and parameters for noisy dynamic systems," *IEEE Trans. Automat. Contr.*, vol. 9, pp. 5–12, January 1964.
- [2] R. J. Fitzgerald, "Divergence of the Kalman filter," *IEEE Trans. Autom. Contr.*, vol. 16, pp. 736–747, December 1971.
- [3] B. Gibbs, *Advanced Kalman Filtering, Least-Squares and Modeling*, New York: Wiley, 2011.
- [4] A. H. Jazwinski, *Stochastic Processes and Filtering Theory*, New York: Academic Press, 1970.
- [5] H. W. Sorenson, "On the development of practical nonlinear filters," *Information Science*, vol. 7, pp. 253–270, 1974.
- [6] F. E. Daum, "Exact finite dimensional nonlinear filters," *IEEE Trans. Autom. Contr.*, vol. 31, pp. 616–622, July 1986.
- [7] G. J. Gordon, D. J. Salmond, and A. F. M. Smith, "Novel approach to nonlinear/non-Gaussian Bayesian state estimation," *IEE Proc. Radar Signal Process.*, pt. F, vol. 140, pp. 107–113, April 1993.
- [8] H. Tanizaki, *Nonlinear Filters*, (2nd ed.), New York: Springer-Verlag, 1996.
- [9] S. J. Julier and J. K. Uhlmann, "A new extension of the Kalman filter to nonlinear systems," in: *Proc. SPIE*, vol. 3068, pp. 182–193, 1997.
- [10] L. R. Rabiner and B. H. Juang, "An introduction to hidden Markov models," *IEEE Acoust. Speech Signal Process. Mag.*, vol. 3, pp. 4–16, January 1986.
- [11] M. S. Arulampalam, S. Maskell, N. Gordon, and T. Clapp, "A tutorial on particle filters for online nonlinear/non-Gaussian Bayesian tracking," *IEEE Trans. Signal Process.*, vol. 50, pp. 174–188, February 2002.
- [12] F. Desbouvries and W. Pieczynski, "Particle filtering in pairwise and triplet Markov chains," in *Proc. IEEE EURASIP Workshop on Nonlinear Signal and Image Process. (NSIP 2003)*, Grado-Gorizia, Italy, 2003, pp. 1–5.
- [13] S. Derrode and W. Pieczynski, "Fast filter in nonlinear systems with application to stochastic volatility model," *Proc. 22nd Europ. Signal Process. Conf. (EUSIPCO 2014)*, Lisbon, Portugal, 2014, pp. 1–5.
- [14] F. Daum, "Nonlinear filters: beyond the Kalman filter," *IEEE Aerospace & Electron. Systems Mag.*, vol. 20, pp. 57–69, August 2005.
- [15] Y. S. Shmaliy, "Suboptimal FIR filtering of nonlinear models in additive white Gaussian noise," *IEEE Trans. Signal Process.*, vol. 60, pp. 5519–5527, October 2012.
- [16] W. H. Kwon and S. Han, *Receding Horizon Control: Model Predictive Control for State Models*, London: Springer, 2005.
- [17] Y. S. Shmaliy, "Linear optimal FIR estimation of discrete time-invariant state-space models," *IEEE Trans. Signal Process.*, vol. 58, pp. 3086–3096, June 2010.
- [18] J. M. Pak, C. K. Ahn, M. T. Lim, and M. K. Song, "Horizon group shift FIR filter: Alternative nonlinear filter using finite recent measurements," *Measurement.*, vol. 57, pp. 33–45, November 2014.
- [19] F. Ramirez-Echeverria, A. Sarr, and Y. S. Shmaliy, "Optimal memory for discrete-time FIR filters in state space," *IEEE Trans. Signal Process.*, vol. 62, pp. 557–561, February 2014.
- [20] K. Komoriya and E. Oyama, "Position estimation of a mobile robot using optical fiber gyroscope," in *Proc. IEEE/RSJ/GI Int. Conf. Intell. Robots Syst.*, vol. 1, 1994, pp. 143–149.
- [21] Y. S. Shmaliy, "An iterative Kalman-like algorithm ignoring noise and initial conditions," *IEEE Trans. Signal Process.*, vol. 59, pp. 2465–2473, June 2011.
- [22] S. Zhao, J. Pomarico-Franquiz, and Y. S. Shmaliy, "An approach to nonlinear state estimation using extended FIR filtering," in: *Proc. 22nd Europ. Signal Process. Conf. (EUSIPCO-2014)*, Lisbon, Portugal, 2014, pp. 1–5.