



# City Research Online

## City St George's, University of London

**Citation:** Moslem, F., Babaie, Z., Masdari, M. & Fedir, K. (2023). A review on insects flight aerodynamics, noise sources, and flow control mechanisms. Proceedings of the Institution of Mechanical Engineers, Part G: Journal of Aerospace Engineering, 237(13), pp. 2907-2917. doi: 10.1177/09544100231169345

This is the accepted version of the paper.

This version of the publication may differ from the final published version. To cite this item please consult the publisher's version.

**Permanent repository link:** <https://openaccess.city.ac.uk/id/eprint/33146/>

**Link to published version:** <https://doi.org/10.1177/09544100231169345>

**Copyright and Reuse:** Copyright and Moral Rights remain with the author(s) and/or copyright holders. Copies of full items can be used for personal research or study, educational, or not-for-profit purposes without prior permission or charge, unless otherwise indicated, provided that the authors, title and full bibliographic details are credited, a hyperlink and/or URL is given for the original metadata page and the content is not changed in any way. For full details of reuse please refer to [City Research Online policy](#).

# 1 A Review on Insects Flight Aerodynamics, Noise 2 Sources, and Flow Control Mechanisms

3  
4 **Foad Moslem**<sup>1</sup>

5 Experimental Aerodynamic and Aeroacoustic Laboratory, Faculty of New Sciences and Technologies,  
6 University of Tehran, North Kargar Street, Tehran, 14395-1561, Iran  
7 E-mail: [foad.moslem@ut.ac.ir](mailto:foad.moslem@ut.ac.ir)

8  
9 **Zahra Babaie**

10 Experimental Aerodynamic and Aeroacoustic Laboratory, Faculty of New Sciences and Technologies,  
11 University of Tehran, North Kargar Street, Tehran, 14395-1561, Iran  
12 E-mail: [zaahraa.babaie@gmail.com](mailto:zaahraa.babaie@gmail.com)

13  
14 **Mehran Masdari**

15 Assistant Professor  
16 Experimental Aerodynamic and Aeroacoustic Laboratory, Faculty of New Sciences and Technologies,  
17 University of Tehran, North Kargar Street, Tehran, 14395-1561, Iran  
18 E-mail: [m.masdari@ut.ac.ir](mailto:m.masdari@ut.ac.ir)

19  
20 **Kirchu Fedir**

21 Associate Professor  
22 Aviation Engines Department, National Aviation University, Liubomyra Huzara Ave, Kyiv, 03058,  
23 Ukraine  
24 E-mail: [fkirchu@gmail.com](mailto:fkirchu@gmail.com)

---

<sup>1</sup> Corresponding author. [foad.moslem@ut.ac.ir](mailto:foad.moslem@ut.ac.ir)

1 **Abstract**

2 Wildlife always acts as an inspiration source for humans to help them study and mimic flight methods.  
3 Insects are one of the most important sources of biological systems' inspiration to control flow and reduce  
4 aerodynamic noise. Insects are classified into different kinds, and most can fly by fluttering their wings. In  
5 general, insects' flight muscles are divided into direct and indirect types that act synchronously and  
6 asynchronously with nerve impulses, respectively. These muscles help insects use a mixture of rotating,  
7 flapping, and pitching movements to achieve specific wing kinematics. Insects use various mechanisms for  
8 generating aerodynamic forces, including the Weis-Fogh or clap and fling mechanism, delayed stall due to  
9 unsteady motion (Wagner effect), wing rotation (Kramer effect), wake capture or wing-wake interaction,  
10 added mass, and absence of stall. Otherhand, the insect noises are divided into aerodynamic and structural.  
11 Insects' aerodynamic noise is created by fluctuating forces, flow-solid interaction, shed vortex, and  
12 turbulence inflow. Meanwhile, insects' structural noise is made by frictional and tymbal mechanisms. Their  
13 flow control methods are classified into two categories: wing shape and sub-structures. Wing shape features  
14 such as planform, chord length and location, twist, sweep, wingtip, and aspect ratio influence the flow  
15 around the insects. The sub-structures such as leading edge, trailing edge, swallowtail, and surface textures  
16 affect the flow too. A thorough understanding of insects' fly, aerodynamic noise, and their control flow  
17 techniques will significantly help engineers to produce competitive products with better aerodynamic  
18 performance and aeroacoustic signature.

19

20 **Keywords:**

21 Insects, Aerodynamics, Flight Mechanisms, Noise, Flow Control

## NOMENCLATURE

$\alpha$	Angle Of Attack	MAV	Micro Air Vehicle
$AR$	Aspect Ratio	$S$	One Wing Area
$b$	Wing Length	$S'$	Two Wings Area
$\bar{c}$	Average Chord	UAV	Unmanned Aerial Vehicle

### 1. Introduction

Wildlife always acts as an inspiration source for humans to help them study and mimic flight methods [1], [2]. By examining the structure and function of biological systems, patterns can be found to develop new technologies and innovations to solve complex human problems [3]. Nowadays, aerodynamic noise has become a significant problem since aircraft and rotorcrafts are used in large numbers [4]. Aerodynamic noise is the sound produced by fluid flows or the interaction of fluid flow with solid boundaries. Noise has adverse effects on humans' and animals' health, such as fatigue, mental illness, cognitive dysfunction, aggression, hormonal disorders, stress, stroke, heart attack, hypertension, diabetes, sleep disruption, and hearing impairment [5]. Therefore, low-noise products are more competitive in the market, and aerodynamic and acoustic improvements are critical to increasing operational duration and lowering noise. To reduce aerodynamic noise, there is a need for creative methods to control the flow and eliminate the factors that produce the sound.

Insects are one of the most important sources of biological systems' inspiration to control flow and reduce aerodynamic noise, especially while applying passive control techniques. Passive techniques control the flow by making small changes in the geometry or adding sub-structures to the surface [6]. To draw inspiration from insects, we must first understand how they create aerodynamic forces and then acknowledge the authority of pressure perturbation and turbulence flow as noise sources. Finally, we want to understand how they manage this turbulent flow so that we may apply these strategies to our industrial applications. As a result, this research aims to look at how insects fly, identify aerodynamic noise, and understand how they control flow and noise.

With growing concern over developing MAVs (Micro Air Vehicles) and UAVs (Unmanned Aerial Vehicle), insect flight aerodynamics have been studied in order to gain insight into their unsteady force generation mechanisms [7]–[12]. Misof et al. [13] showed that insects are classified into different kinds, and most can fly by fluttering their wings (Figure 1). Insects have different species, fly slower than birds, and operate at low Reynolds number flows. When a fluid passes through another, two forces are created: the viscous force, which is the force of the first fluid to move through the second one, and the inertial force, which is the resistance of the second fluid to the force of the first fluid. The ratio of these two forces is a dimensionless number known as the Reynolds number. By reducing the size of birds and insects, the Reynolds number decreases due to the small size of the wings. Because insects fly at a slower speed and with a lower Reynolds number than birds, they must flap at a greater frequency and quicker than their bodies can respond [14]. Table 1 shows the fluttering frequency for different insects. It is evident that as the size decreases, the fluttering frequency increases to produce adequate lift to keep its weight in the air using smaller wings [15].

### 2. Flight Mechanisms and Aerodynamics of Insects

Insects have developed gradually over millions of years to deal with complex challenges, so some unique properties have helped them survive [16]. In general, insects' flight muscles are divided into direct and indirect (Figure 2). Direct flight muscles attach directly to the wings and act synchronously with the nerve impulse. On the other hand, indirect flight muscles deform in the chest and act asynchronously with nerve

1 impulses. The mechanical energy from the muscles' contraction and expansion vibrates the wings at the  
2 optimal frequency, and insects fly [17], [18].

3 For flight, insects open their wings and push them down. The wings rotate at the end of the downstroke,  
4 pull up, and rotate again to push air down. This procedure is repeated at a high frequency to generate the  
5 required forces for flight (Figure 3(a)). There are different flight patterns in insects. The wing movement  
6 can generally be expressed in the X, Y, and Z axes (Figure 3(b)). Through wing rotation around the Y-axis,  
7 the forward-backward motion emerges that is known as rotating. Also, rotation around the X-axis creates  
8 an up-down motion called flapping. Eventually, rotation around the Z-axis changes the angle of attack,  
9 known as pitching. These three actions are used by the insects to create distinct wing kinematics and shape  
10 their best flying mechanics.

11 Insects use various mechanisms for generating aerodynamic forces, including the Weis-Fogh or clap and  
12 fling mechanism, delayed stall due to unsteady motion (Wagner effect), wing rotation (Kramer effect),  
13 wake capture or wing-wake interaction, added mass, and absence of stall (Figure 3(c)). Generally, these  
14 mechanisms for generating aerodynamic force use phenomena such as rotational drag or trailing-edge  
15 vortex to aid in fapping at high frequencies [19]–[23] which will be described further down.

### 16 **2.1. Added Mass**

17 By increasing or decreasing the acceleration of the wing, pressure is exerted on the wing in reverse  
18 motion. This pressure, known as added mass, is felt by the wing structure and muscles and is typically  
19 modeled mathematically as a time-variant increase in inertia. The added inertia increases the forces  
20 associated with wing acceleration and thus increases aerodynamic forces. [8], [24], [25] (Figure 3(d),(e))

### 21 **2.2. Delayed Stall Due to Unsteady Motion (Wagner Effect) and Wing Rotation (Kramer Effect)**

22 Delay at the beginning of stall due to sudden wing reversal is known as the Wagner effect, and increased  
23 rotation as the Kramer effect. The circulation around the wing generates lift. For the airfoil at a high angle  
24 of attack, when the flow separates from the surface and stalls occur, the lift force disappears. If the airfoil  
25 is flicking or the angle of attack increases with the airfoil rotation, the stall angle increases, and the airfoil  
26 can travel longer distances before the lift disappears. In general, delayed stall leads to an increase in the lift  
27 at a high angle of attack. [26]–[33] (Figure 3(f))

### 28 **2.3. Wake Capture (Wing-Wake Interaction)**

29 The leading and trailing edge vortices are shed immediately after the reversal phase, creating a region  
30 behind the wing known as the wake. The wing interacts with the wake and sheds vortices during flying in  
31 a group or maneuvering. These shed vortices can assist insects in increasing or decreasing lift power and  
32 spin throughout the maneuver. The wing-wake interaction hypothesis predicts that the wing continues to  
33 produce force even after a complete stop at the end of each half-phase. [7] (Figure 3(g))

### 34 **2.4. Absence of Stall**

35 At a high angle of attack, the flow separates at the leading edge, and a vortex appears. The flow behind  
36 this vortex attaches to the wing surface again, and a stall does not occur. Due to the presence of this vortex  
37 and increased normal pressure force on the wing surface, drag significantly increases. However, the absence  
38 of stall during leading edge vortex stabilization is the main mechanism for boosting the lift in the middle  
39 of the flapping motion. [7], [8], [26], [34] (Figure 3(h))

### 40 **2.5. Weis-Fogh Mechanism (Clap and Fling)**

41 Most of the lift produced by insects using the Weis-Fogh mechanism occurs during take-off. When the  
42 wings close from behind, the air compresses backward, providing a forward force. Furthermore, by opening  
43 closed wings at the top, air enters between them, creating lift force. [35]–[37] (Figure 3(i))

### 3. Insects Noise Sources

Clark [38] reviews flyers' sound production mechanisms by focusing on their anatomical structure and wings, showing how flight sounds are generated. The insect noises are divided into aerodynamic and structural [39]. Insects' aerodynamic noise is created by fluctuating forces, flow-solid interaction, shed vortex, and turbulence inflow. Low-frequency noises are propagated by fluctuating lift and drag due to the flapping. Also, tonal noises are generated by the interaction between wings and fluid flow, known as whistles. Furthermore, the shed vortex and turbulence inflow cause atonal noises. Meanwhile, insects' structural noise is made by frictional and tymbal mechanisms. The frictional mechanisms create atonal noise in flight and tonal noise when wings slide past each other. Further, when wings swing back and forth between two conformations, tymbals and other bistable systems appear and produce impulsive and atonal noises. (Figure 4)

### 4. Flow Control Mechanisms

Nature appears to have done an incredible job of developing insects' wings with high functionality and prolonged flight. They can float in the air, sit in small places, fly backward, land upside down, and camouflage easily. It is fascinating how such delicate appendages in their bodies can raise them into the air and perform maneuvers in different environmental conditions [40]–[44]. The development of wings is an important event in insects' evolutionary history and is one of the key reasons for their enormous variety and ecological success [45]. The insect flight systems' evolution is influenced by Aerodynamic efficiencies, environmental conditions, food supply, the possibility of escaping from predators, the ability to attract mates, the mating process, and fracture resistance. Insects' evolution has created some flow control techniques to maximize aerodynamic performance and minimize noise. [44], [46], [47]

Insects generally have two pairs of wings with different types of surface, such as membranous, stiff, rigid, scaled, and fringed with hairs. Their appearance, color, and texture vary between insects and different species. In addition to creating aerodynamic forces, the wings are used as body temperature regulators, protective armor, communication devices, visual detection, hydrophobicity, and antibacterial activities. Studies on the insect's aerodynamic forces affected by structural parameters are an essential part of academic and non-academic research. The wing morphologies can be divided into two major parts: wing shape and sub-structures. [48]–[53]

#### 4.1. Wing Shape

Wing shape features such as planform, chord length and location, twist, sweep, wingtip, and aspect ratio influence the flow around the insects. The planform sets the chord length and sweeps angles of each wing's section and wingtip appearance (Figure 5). If the location of the longest chord on the wingspan were near the wingtip, then the generated lift would be increased. Insects' wings have concavity along the wing, and it is different in various types of insects, but most of them have a high sweep angle at the wing's tip. Furthermore, sweep impacts the aeroelastic response and loading of the wing, as well as the pressure of sound signals received from diverse noise sources. Also, the twist of the wing increases as it moves towards the wingtip and changes the radial velocity. The twisted wing has lower loading noise when the load distribution changes.

Ansari, Knowles, and Zbikowski [54] developed and used a nonlinear unsteady aerodynamic model to study hovering insectlike flapping wings. They compared the influence on several synthetic planform shapes while varying only one parameter at a time to investigate the effects of wing geometry on the aerodynamic performance of such flapping wings. They discovered that attachment forms with virtually straight leading edges and greater area outboard, where flow velocities are higher, tend to perform best. Wang, Wu, and Zhang [55] employed a computational fluid dynamics method to study how specific

1 geometric parameters of the flapping rotary wing, such as the camber of the airfoil, radius of the second  
2 area moment, twist angle, and aspect ratio, affect the flow behavior, aerodynamic forces, and moments of  
3 the flapping rotary wing at various low Reynolds numbers. They discovered that maximum airfoil camber  
4 significantly influences only the rotary moment, that increasing the radius of the second area moment  
5 enhances the leading edge vortex near the tip and increases the mean lift coefficient, and that the maximum  
6 mean rotary moment coefficient was obtained when the wing planform was close to a rectangle. They also  
7 demonstrated that an excessive aspect ratio reduces lift efficiency while increasing the magnitude of the  
8 rotary moment. Meng and Sun [56] measured the wing kinematics and morphological parameters of seven  
9 freely hovering fruitflies and numerically computed the flapping wings' flows. They showed that two  
10 unsteady mechanisms are responsible for the high lift. One is called fast pitching-up rotation, and The other  
11 is the delayed stall mechanism. Ennos [57] demonstrated that high aspect ratio wings constantly improve  
12 glider flying performance, but that profile drag rises with increasing aspect ratio.

13 The aspect ratio ( $AR$ ) of the insect wing shape, which is measured as the ratio of wing length ( $b$ ) to  
14 average chord ( $\bar{c}$ ), is one of the most important factors in determining aerodynamic performance (Figure  
15 5(w)). Because of the variety of forms of insect wings, determining the mean chord will be difficult. As a  
16 result, the square ratio of wing length to wing area ( $b^2/S$ ) is used to determine the  $AR$ , where the area of a  
17 wing may be acquired by photographing the wing. Also, in certain studies, the total area of two wings ( $S'$ )  
18 is employed instead of the area of one wing ( $S$ ). The  $AR$  of insect wings is in the range of  $1.5 \leq AR \leq 6$ .  
19 By decreasing the  $AR$ , the amount of induced drag increases. Furthermore, assuming that the chord size  
20 stays constant, by decreasing  $AR$ , the number of wing strokes increases almost exponentially. As a result,  
21 smaller insects with lower  $AR$  flap their wings more often, have lower inertia, and deform less. [14], [54]–  
22 [61]

23 An experimental study shows the effects of different operating circumstances and geometric factors on  
24 six small propellers' aerodynamic and aeroacoustic performance with a distinctive planform shape inspired  
25 by five insects and one plant, such as Blattodea, Hemiptera, Hymenoptera, Neuroptera, Odonata, and Maple  
26 Seed [62]. The results indicate that all bioinspired propellers produce greater thrust for the same power  
27 source, reduce harmonic and broadband noise, and offer a better noise level than a conventional propeller.  
28 Furthermore, their rotational speed is lower, and their figure of merit is higher at hover flight with the same  
29 thrust as a conventional propeller.

30

#### 31 **4.2. Sub-Structures**

32 Choi et al. [63] demonstrated various successful biomimetic flow controls, which were classified into  
33 two types: (1) devices connected or added to wing surfaces for high aerodynamic performance and (2)  
34 smart surfaces for minimal skin friction. Significant flow separations are directly proportional to the decline  
35 of wing aerodynamic performance (e.g., stall). Patterns in biological structures, such as hairy  
36 microstructures at the leading edge, limit flow separation and allow fluid to stick to the surface of the wing  
37 [64] (Figure 6(a)).

38 The trailing edge influences aerodynamic performance, and changing it may cause the boundary layer to  
39 separate later and alter the wake structure [65]. The trailing edge of the dragonfly wing has three-  
40 dimensional ridges with edges. (Figure 6(b), (c)). When a garni-flap wing inspired by the trailing edge of a  
41 dragonfly wing is used to imitate glide flight at an angle of attack of less than 5 degrees, it is discovered  
42 that this structure decreases drag by around 10% without affecting lift. The drag is reduced to stabilize the  
43 wake's instability by changing the wake's two-dimensional oscillations to three-dimensional oscillations  
44 [66] (Figure 6(d), (e)).

1 Swallowtail butterflies' hindwings contain conspicuous tail-like protrusions. The aerodynamic function  
2 of these tails in glide flight is of particular interest to researchers. It is stated that by evaluating the flow  
3 around a rigid butterfly wing model, the hind-wing tails minimize drag by maintaining and stabilizing the  
4 tip vortices and lowering turbulence in the wake behind the wing. At angle of attack greater than  $15^\circ$  ( $\alpha >$   
5  $15^\circ$ ), the lift-to-drag ratio improves with this tail, and without this tail, the butterfly lift coefficient falls by  
6 10 to 20%, while the drag coefficient rises by roughly 5%. (Figure 6(f)). [63], [67]–[69]

7 Many insects' wings, particularly dragonflies', feature structures along the chord that might be perceived  
8 as roughness (Figure 6(g)). Buckholz [70] observed the uneven form of several insect wings to examine  
9 the functional relevance of spanwise wing corrugation in living systems. The results revealed a steady-state  
10 recirculation region along the model's leading edge. The separated flow region above this recirculation zone  
11 produced a laminar reattachment to the model. Following the separation bubble, laminar reattachment  
12 occurred. The existence of separated flow and flow reattachment causes a change in the effective wing  
13 form. Hui and Tamai [71] studied the flow dynamics in the presence of a bioinspired corrugated airfoil.  
14 The results showed that the corrugated airfoil outperforms the streamlined airfoil and the flat plate in  
15 preventing large-scale flow separation and airfoil stall at low Reynolds numbers. It was discovered that the  
16 rising corners of the corrugated airfoil would operate as turbulators, generating unstable vortex formations  
17 that would encourage the transition of the separated boundary-layer flow from laminar to turbulent. The  
18 unsteady vortex structures trapped in the valleys of the corrugated cross-section would pump high-speed  
19 fluid from the outside to near-wall regions, providing enough kinetic energy for the boundary layer to  
20 overcome adverse pressure gradients, preventing large-scale flow separations and airfoil stall.

21 The corrugated design strengthens the wing along its length and decreases stress on the wing membrane.  
22 According to research, this sort of wing structure enhances lift force or decreases drag force on a stable  
23 wing in gliding flight at a constant angle of attack and Reynolds number in the range of  $10^3$  to  $10^4$ . The  
24 created vortices and separation bubbles are responsible for changing the aerodynamic performance.  
25 Separation bubbles in the recesses deliver high-momentum fluid to the wing's upper surface, delaying main  
26 separation and boosting lift force. Furthermore, the negative skin friction created by these separation  
27 bubbles minimizes overall drag. Also, vortices trapped within the troughs of the corrugations lower local  
28 pressure and, as a result, enhance lift force. The vortices formed at the peaks reconnect intermittently to the  
29 wing's suction surface, reducing drag force. In general, the varying corrugation geometries alter the  
30 interaction between the wing and the vortices and separation bubbles. [70]–[76] (Figure 6(h)).

## 31 **Conclusion**

32 Insects are one of the most important sources of biological systems' inspiration to control flow and reduce  
33 aerodynamic noise, especially while applying passive control techniques. Insects' flight inspiration is  
34 challenging due to the wings' flexibility, movement, the difference between the front and rear wings' shapes,  
35 and delicacy. The major focus is on flying movement and aerodynamics of wings, according to research  
36 papers regarding insect wings. Following that, the focus shifts to insect-inspired flying, wing material, and  
37 antibacterial qualities. Additionally, researchers are interested in topics such as wetting ability, sensitivity,  
38 and reflectivity.

39 Bioinspiration from insects might vary based on the need and application. Insects are classified into  
40 different kinds, and most can fly by fluttering their wings. In general, insects' flight muscles are divided  
41 into direct and indirect types that act synchronously and asynchronously with nerve impulses, respectively.  
42 These muscles help insects use a mixture of rotating, flapping, and pitching movements to achieve specific  
43 wing kinematics. Insects use various mechanisms for generating aerodynamic forces, including the Weis-  
44 Fogh or clap and fling mechanism, delayed stall due to unsteady motion (Wagner effect), wing rotation  
45 (Kramer effect), wake capture or wing-wake interaction, added mass, and absence of stall. The insect noises

1 are divided into aerodynamic and structural. Insects' aerodynamic noise is created by fluctuating forces,  
2 flow-solid interaction, shed vortex, and turbulence inflow. Meanwhile, insects' structural noise is made by  
3 frictional and tymbal mechanisms. Insects' evolution has created some flow control techniques to maximize  
4 aerodynamic performance and minimize noise. These techniques can be divided into two major parts: wing  
5 shape and sub-structures. Wing shape features such as planform, chord length and location, twist, sweep,  
6 wingtip, and aspect ratio influence the flow around the insects. The sub-structures such as leading edge,  
7 trailing edge, swallowtail, and surface textures affect the flow too.

8 The influence of the insect wing's substructures on controlling flow and noise is full of uncertainties,  
9 and we know that uncertainty refers to epistemic circumstances involving incomplete or unknown  
10 knowledge. Future research should look at the aerodynamics and aeroacoustics of insects' flapping flight  
11 as well as the impact of sub-structures on it. A rectangular plate is a good example of a simple shape to  
12 apply the characteristics of an insect's wing to and see how they affect flow behaviour, aerodynamic forces,  
13 and noise generation. These geometric parameters include the camber of the airfoil, radius of the second  
14 area moment, twist angle, and aspect ratio. A thorough understanding of aerodynamic flight mechanisms,  
15 the shape, and sub-structure of the wings will significantly help engineers to produce competitive products  
16 with better aerodynamic performance and aeroacoustic signature. The methods that insects use to control  
17 the flow and reduce noise are a helpful reference for inspiration in making silent wings and blades.

## 18 References

- 19 M. F. Bin Abas, A. S. Bin Mohd Rafie, H. Bin Yusoff, and K. A. Bin Ahmad, "Flapping wing micro-aerial- [1]  
20 vehicle: Kinematics, membranes, and flapping mechanisms of ornithopter and insect flight," *Chinese J.*  
21 *Aeronaut.*, vol. 29, no. 5, pp. 1159–1177, 2016, doi: 10.1016/j.cja.2016.08.003.
- 22 NATO Research and Technology Organization Nueilly-Sur-Seine, "Unsteady Aerodynamics for Micro Air [2]  
23 Vehicles," 2010.
- 24 L. Yongxiang, "Significance and Progress of Bionics," *J. Bionic Eng.*, vol. 1, no. 1, pp. 1–3, Mar. 2004, doi: [3]  
25 10.1007/bf03399448.
- 26 CEiiA, "AEROACOUSTICS: LESS NOISE ON AIR AND ON THE GROUND," 2016. [4]
- 27 Science for Environmental Policy, "FUTURE BRIEF: Noise Abatement Approaches," *EU Publ.*, no. 17, pp. [5]  
28 3–25, Apr. 2017, doi: 10.2779/016648.
- 29 B. R. McAuliffe and M. I. Yaras, "Passive manipulation of separation-bubble transition using surface [6]  
30 modifications," *J. Fluids Eng. Trans. ASME*, vol. 131, no. 2, pp. 0212011–02120116, Feb. 2009, doi:  
31 10.1115/1.2978997.
- 32 M. H. Dickinson, F. O. Lehmann, and S. P. Sane, "Wing rotation and the aerodynamic basis of insect right," [7]  
33 *Science (80-. )*, vol. 284, no. 5422, pp. 1954–1960, Jun. 1999, doi: 10.1126/science.284.5422.1954.
- 34 S. P. Sane, "The aerodynamics of insect flight," *Journal of Experimental Biology*, vol. 206, no. 23. The [8]  
35 Company of Biologists Ltd, pp. 4191–4208, Dec. 2003. doi: 10.1242/jeb.00663.
- 36 Z. J. Wang, "Dissecting insect flight," *Annual Review of Fluid Mechanics*, vol. 37, no. 1. Annual Reviews, [9]  
37 pp. 183–210, Jan. 2005. doi: 10.1146/annurev.fluid.36.050802.121940.
- 38 K. D. Jones and M. F. Platzer, "Design and development considerations for biologically inspired flapping- [10]  
39 wing micro air vehicles," *Exp. Fluids*, vol. 46, no. 5, pp. 799–810, May 2009, doi: 10.1007/s00348-009-0654-  
40 1.
- 41 W. Shyy *et al.*, "Recent progress in flapping wing aerodynamics and aeroelasticity," *Progress in Aerospace [11]  
42 Sciences*, vol. 46, no. 7. Elsevier Ltd, pp. 284–327, 2010. doi: 10.1016/j.paerosci.2010.01.001.
- 43 J. Kweon and H. Choi, "Sectional lift coefficient of a flapping wing in hovering motion," *Phys. Fluids*, vol. [12]

- 1 22, no. 7, pp. 1–4, Jul. 2010, doi: 10.1063/1.3471593.
- 2 B. Misof *et al.*, “Phylogenomics resolves the timing and pattern of insect evolution,” *Science* (80- ), vol. [13]  
3 346, no. 6210, pp. 763–767, 2014, doi: 10.1126/science.1257570.
- 4 W. Shyy, C. K. Kang, P. Chirarattananon, S. Ravi, and H. Liu, “Aerodynamics, sensing and control of insect- [14]  
5 scale flapping-wing flight,” *Proceedings of the Royal Society A: Mathematical, Physical and Engineering*  
6 *Sciences*, vol. 472, no. 2186. Royal Society of London, Feb. 2016. doi: 10.1098/rspa.2015.0712.
- 7 J. V. Shreyas, S. Devranjan, and K. R. Sreenivas, “Aerodynamics of bird and insect flight,” *J. Indian Inst.* [15]  
8 *Sci.*, vol. 91, no. 3, pp. 315–327, 2011.
- 9 J. Hasan, A. Roy, K. Chatterjee, and P. K. D. V. Yarlagadda, “Mimicking Insect Wings: The Roadmap to [16]  
10 Bioinspiration,” *ACS Biomater. Sci. Eng.*, vol. 5, no. 7, pp. 3139–3160, 2019, doi:  
11 10.1021/acsbiomaterials.9b00217.
- 12 R. J. Wood, S. Avadhanula, R. Sahai, E. Steltz, and R. S. Fearing, “Microrobot design using fiber reinforced [17]  
13 composites,” *J. Mech. Des. Trans. ASME*, vol. 130, no. 5, May 2008, doi: 10.1115/1.2885509.
- 14 Y. Qin, “A Novel Three Degree-of-Freedoms Oscillation System of Insect Flapping Wings,” 2014. [18]
- 15 J. P. Whitney and R. J. Wood, “Aeromechanics of passive rotation in flapping flight,” *J. Fluid Mech.*, vol. [19]  
16 660, pp. 197–220, Oct. 2010, doi: 10.1017/S002211201000265X.
- 17 R. J. Bomphrey, T. Nakata, N. Phillips, and S. M. Walker, “Smart wing rotation and trailing-edge vortices [20]  
18 enable high frequency mosquito flight,” *Nature*, vol. 544, no. 7648, pp. 92–95, Apr. 2017, doi:  
19 10.1038/nature21727.
- 20 Z. Kunicka-Kowalska, M. Landowski, and K. Sibilski, “Deformable model of a butterfly in motion on the [21]  
21 example of *Attacus atlas*,” *J. Mech. Behav. Biomed. Mater.*, vol. 133, Sep. 2022, doi:  
22 10.1016/J.JMBBM.2022.105351.
- 23 P. Czekalowski, A. Gronczewski, and K. Sibilski, “Water tunnel experimental investigation on the [22]  
24 aerodynamic performance of flapping wings for nano air vehicles,” *29th AIAA Appl. Aerodyn. Conf. 2011*,  
25 no. June, pp. 1–11, 2011, doi: 10.2514/6.2011-3789.
- 26 P. Czekalowski, K. Sibilski, and A. F. Academy, “an Experimental Study of Micro- Electromechanical Flying [23]  
27 Insect Flapping,” pp. 1–7.
- 28 F. O. Lehmann, “The mechanisms of lift enhancement in insect flight,” *Naturwissenschaften*, vol. 91, no. 3. [24]  
29 Springer, pp. 101–122, Mar. 2004. doi: 10.1007/s00114-004-0502-3.
- 30 S. P. Sane and M. H. Dickinson, “Erratum: The control of flight force by a flapping wing: Lift and drag [25]  
31 production (Journal of Experimental Biology (2001) 204 (2607-2626)),” *Journal of Experimental Biology*,  
32 vol. 204, no. 19. p. 3401, 2001.
- 33 C. P. Ellington, C. Den Van Berg, A. P. Willmott, and A. L. R. Thomas, “Leading-edge vortices in insect [26]  
34 flight,” *Nature*, vol. 384, no. 6610, pp. 626–630, 1996, doi: 10.1038/384626a0.
- 35 D. D. Chin and D. Lentink, “Flapping wing aerodynamics: From insects to vertebrates,” *Journal of* [27]  
36 *Experimental Biology*, vol. 219, no. 7. Company of Biologists Ltd, pp. 920–932, Apr. 2016. doi:  
37 10.1242/jeb.042317.
- 38 M. H. Dickinson and K. G. Gotz, “Unsteady Aerodynamic Performance of Model Wings At Low Reynolds [28]  
39 Numbers,” *J. Exp. Biol.*, vol. 174, no. 1, pp. 45–64, 1993.
- 40 J. M. Birch and M. H. Dickinson, “Spanwise flow and the attachment of the leading-edge vortex on insect [29]  
41 wings,” *Nature*, vol. 412, no. 6848, pp. 729–733, Aug. 2001, doi: 10.1038/35089071.
- 42 T. Maxworthy, “Experiments on the Weis-Fogh mechanism of lift generation by insects in hovering flight. [30]  
43 Part 1. Dynamics of the ‘fling,’” *J. Fluid Mech.*, vol. 93, no. 1, pp. 47–63, 1979, doi:  
44 10.1017/S0022112079001774.

- 1 P. B. Walker, "Growth of circulation about a wing and an apparatus for measuring fluid motion," 1931. [31]
- 2 C. P. Ellington, "The aerodynamics of hovering insect flight. IV. Aerodynamic mechanisms," *Philos. Trans.* [32]  
3 *R. Soc. London. B, Biol. Sci.*, vol. 305, no. 1122, pp. 79–113, Feb. 1984, doi: 10.1098/rstb.1984.0052.
- 4 C. Maresca, D. Favier, and J. Rebont, "Experiments on an aerofoil at high angle of incidence in longitudinal [33]  
5 oscillations," *J. Fluid Mech.*, vol. 92, no. 4, pp. 671–690, 1979, doi: 10.1017/S0022112079000823.
- 6 D. Lentink and M. H. Dickinson, "Rotational accelerations stabilize leading edge vortices on revolving fly [34]  
7 wings," *J. Exp. Biol.*, vol. 212, no. 16, pp. 2705–2719, Aug. 2009, doi: 10.1242/jeb.022269.
- 8 T. Weis Fogh, "Quick estimates of flight fitness in hovering animals, including novel mechanisms for lift [35]  
9 production," *J. Exp. Biol.*, vol. 59, no. 1, pp. 169–230, 1973.
- 10 L. Bennett, "Clap and Fling Aerodynamics-An Experimental Evaluation," *J. Exp. Biol.*, vol. 69, no. 1, pp. [36]  
11 261–272, 1977.
- 12 M. J. Lighthill, "On the Weis-Fogh mechanism of lift generation," *J. Fluid Mech.*, vol. 60, no. 1, pp. 1–17, [37]  
13 Aug. 1973, doi: 10.1017/S0022112073000017.
- 14 C. J. Clark, "Ways that animal wings produce sound," *Integr. Comp. Biol.*, Mar. 2021, doi: [38]  
15 10.1093/icb/icab008.
- 16 C. J. Clark, "Locomotion-Induced Sounds and Sonations: Mechanisms, Communication Function, and [39]  
17 Relationship with Behavior," 2016, pp. 83–117. doi: 10.1007/978-3-319-27721-9\_4.
- 18 M. Rockstein and J. W. S. Pringle, *Insect Flight*, vol. 9, no. 1. London: Cambridge University Press, 1959. [40]  
19 doi: 10.2307/1292756.
- 20 A. K. Brodsky, *The Evolution of Insect Flight*. New York: Oxford University Press, 1994. [41]
- 21 W. Nachtigall, *Insektenflug. Konstruktionsmorphologie, Biomechanik, Flugverhalten*. Berlin Heidelberg: [42]  
22 Springer, 2003.
- 23 D. E. Alexander, "On the Wing: Insects, Pterosaurs, Birds, Bats and the Evolution of Animal Flight," *Integr.* [43]  
24 *Comp. Biol.*, vol. 56, no. 5, pp. 1044–1046, 2016, doi: 10.1093/icb/icw115.
- 25 R. Dudley, "The Biomechanics of Insect Flight: Form, Function, Evolution," *Ann. Entomol. Soc. Am.*, vol. [44]  
26 93, no. 5, pp. 1195–1196, Sep. 2000, doi: 10.1093/aesa/93.5.1195f.
- 27 J. H. Frank, *Evolution of the Insects*, vol. 90, no. 3. New York: Cambridge University Press, 2007. doi: [45]  
28 10.1653/0015-4040(2007)90[588:eoti]2.0.co;2.
- 29 D. L. Grodnitsky, "Form and Function of Insect Wing: the Evolution of Biological Structures," *Ann. Entomol.* [46]  
30 *Soc. Am.*, vol. 93, no. 5, pp. 1195–1196, Sep. 2000, doi: 10.1093/aesa/93.5.1195b.
- 31 H. Rajabi, N. Ghoroubi, K. Stamm, E. Appel, and S. N. Gorb, "Dragonfly wing nodus: A one-way hinge [47]  
32 contributing to the asymmetric wing deformation," *Acta Biomater.*, vol. 60, pp. 330–338, Sep. 2017, doi:  
33 10.1016/j.actbio.2017.07.034.
- 34 A. B. Kesel, U. Philippi, and W. Nachtigall, "Biomechanical aspects of the insect wing: An analysis using [48]  
35 the finite element method," in *Computers in Biology and Medicine*, Jul. 1998, vol. 28, no. 4, pp. 423–437.  
36 doi: 10.1016/S0010-4825(98)00018-3.
- 37 Z. X. Li, W. Shen, G. S. Tong, J. M. Tian, and L. Vu-Quoc, "On the vein-stiffening membrane structure of [49]  
38 a dragonfly hind wing," *J. Zhejiang Univ. Sci. A*, vol. 10, no. 1, pp. 72–81, Jan. 2009, doi:  
39 10.1631/jzus.A0820211.
- 40 M. Yadav, "Biology of Insects," *Nature*, vol. 122, no. 3075, pp. 521–522, 1928, doi: 10.1038/122521a0. [50]
- 41 K. Machida and T. Oikawa, "Structure Analyses of the Wings of *Anotogaster Sieboldii* and *Hybris* [51]  
42 *Subjacens*," *Key Eng. Mater.*, vol. 345–346, pp. 1237–1240, 2007, doi: 10.4028/www.scientific.net/kem.345-  
43 346.1237.

- 1 K. Machida and J. Shimanuki, "Structure analysis of the wing of a dragonfly," in *Third International* [52]  
2 *Conference on Experimental Mechanics and Third Conference of the Asian Committee on Experimental*  
3 *Mechanics*, Apr. 2005, pp. 671–676. doi: 10.1117/12.621765.
- 4 X. S. Wang, Y. Li, and Y. F. Shi, "Effects of sandwich microstructures on mechanical behaviors of dragonfly [53]  
5 wing vein," *Compos. Sci. Technol.*, vol. 68, no. 1, pp. 186–192, Jan. 2008, doi:  
6 10.1016/j.compscitech.2007.05.023.
- 7 S. A. Ansari, B. Kevin Knowles, and R. Zbikowski, "Insectlike flapping wings in the hover part 2: Effect of [54]  
8 wing geometry," *J. Aircr.*, vol. 45, no. 6, pp. 1976–1990, 2008, doi: 10.2514/1.35697.
- 9 D. Wang, J. Wu, and Y. Zhang, "Effects of geometric parameters on Flapping rotary wings at low Reynolds [55]  
10 numbers," *AIAA J.*, vol. 56, no. 4, pp. 1372–1387, Feb. 2018, doi: 10.2514/1.J055994.
- 11 X. G. Meng and M. Sun, "Aerodynamics and vortical structures in hovering fruitflies," *Phys. Fluids*, vol. 27, [56]  
12 no. 3, p. 031901, Mar. 2015, doi: 10.1063/1.4914042.
- 13 A. R. Ennos, "The effect of size on the optimal shapes of gliding insects and seeds," *J. Zool.*, vol. 219, no. 1, [57]  
14 pp. 61–69, 1989, doi: 10.1111/j.1469-7998.1989.tb02565.x.
- 15 J. R. Usherwood and C. P. Ellington, "The aerodynamics of revolving wings II. Propeller force coefficients [58]  
16 from mayfly to quail," *J. Exp. Biol.*, vol. 205, no. 11, pp. 1565–1576, 2002.
- 17 C. P. Ellington, "The aerodynamics of hovering insect flight. II. Morphological parameters," *Philos. Trans.* [59]  
18 *R. Soc. London. B, Biol. Sci.*, vol. 305, no. 1122, pp. 17–40, Feb. 1984, doi: 10.1098/rstb.1984.0050.
- 19 P. Stettenheim, "The Simple Science of Flight: From Insects to Jumbo Jets Henk Tennekes," *Condor*, vol. [60]  
20 99, no. 3, pp. 841–842, 1997, doi: 10.2307/1370501.
- 21 C. H. . Greenewalt, "The Wings of Insects and Birds as Mechanical Oscillators," *Proc. Am. Philos. Soc.*, vol. [61]  
22 104, no. 6, pp. 605–611, 2014, doi: 10.2307/985536.
- 23 F. Moslem, M. Masdari, K. Fedir, and B. Moslem, "Experimental Investigation into the Aerodynamic and [62]  
24 Aeroacoustic Performance of Bioinspired Small-Scale Propeller Planforms," *Proc. Inst. Mech. Eng. Part G*  
25 *J. Aerosp. Eng.*, 2022.
- 26 H. Choi, H. Park, W. Sagong, and S. im Lee, "Biomimetic flow control based on morphological features of [63]  
27 living creatures," *Phys. Fluids*, vol. 24, no. 12, p. 121302, 2012, doi: 10.1063/1.4772063.
- 28 B. G. Newman, S. B. Savage, and D. Schouella, "Model tests on a wing section of an Aeschna dragonfly," [64]  
29 in *Scale effect in animal locomotion*, 1977, pp. 445–477.
- 30 H. Choi, W. P. Jeon, and J. Kim, "Control of flow over a bluff body," *Annual Review of Fluid Mechanics*, [65]  
31 vol. 40, no. 1. Annual Reviews, pp. 113–139, Jan. 2008. doi: 10.1146/annurev.fluid.39.050905.110149.
- 32 D. W. Bechert, R. Meyer, and W. Hage, "Drag reduction of airfoils with miniflaps. Can we learn from [66]  
33 dragonflies?," in *Fluids 2000 Conference and Exhibit*, 2000. doi: 10.2514/6.2000-2315.
- 34 H. Park, K. Bae, B. Lee, W. P. Jeon, and H. Choi, "Aerodynamic Performance of a Gliding Swallowtail [67]  
35 Butterfly Wing Model," *Exp. Mech.*, vol. 50, no. 9, pp. 1313–1321, Nov. 2010, doi: 10.1007/s11340-009-  
36 9330-x.
- 37 C. R. Betts and R. J. Wooton, "Wing Shape and Flight Behaviour in Butterflies (Lepidoptera: Papilionoidea [68]  
38 and Hesperioidea): A Preliminary Analysis," *J. Exp. Biol.*, vol. 138, no. 1, pp. 271–288, 1988.
- 39 J. L. Nation and A. K. Brodsky, "The Evolution of Insect Flight," *Florida Entomol.*, vol. 81, no. 1, p. 129, [69]  
40 1998, doi: 10.2307/3496007.
- 41 R. H. Buckholz, "The functional role of wing corrugations in living systems," *J. Fluids Eng. Trans. ASME*, [70]  
42 vol. 108, no. 1, pp. 93–97, Mar. 1986, doi: 10.1115/1.3242550.
- 43 H. Hui and M. Tamai, "Bioinspired corrugated airfoil at low Reynolds numbers," *J. Aircr.*, vol. 45, no. 6, pp. [71]

1 2068–2077, 2008, doi: 10.2514/1.37173.  
2 C. J. C. Rees, “Form and function in corrugated insect wings,” *Nature*, vol. 256, no. 5514, pp. 200–203, 1975, [72]  
3 doi: 10.1038/256200a0.  
4 S. Sunada, L. Zeng, and K. Kawachi, “The relationship between dragonfly wing structure and torsional [73]  
5 deformation,” *J. Theor. Biol.*, vol. 193, no. 1, pp. 39–45, Jul. 1998, doi: 10.1006/jtbi.1998.0678.  
6 A. B. Kesel, “Aerodynamic characteristics of dragonfly wing sections compared with technical aerofoils,” *J.* [74]  
7 *Exp. Biol.*, vol. 203, no. 20, pp. 3125–3135, 2000.  
8 A. Vargas, R. Mittal, and H. Dong, “A computational study of the aerodynamic performance of a dragonfly [75]  
9 wing section in gliding flight.,” *Bioinspir. Biomim.*, vol. 3, no. 2, p. 26004, 2008, doi: 10.1088/1748-  
10 3182/3/2/026004.  
11 D. E. Levy and A. Seifert, “Simplified dragonfly airfoil aerodynamics at Reynolds numbers below 8000,” [76]  
12 *Phys. Fluids*, vol. 21, no. 7, p. 071901, Jul. 2009, doi: 10.1063/1.3166867.  
13

## Table Caption List

Table 1            Insects flapping frequency [15]

## Figure Captions List

Figure 1            Classification of different kinds of insects

Figure 2            Mechanism of insect muscles during flight [18]

Figure 3            (a) Represents a full cycle of conventional insects' wing fluttering; (b) Insect's wing motions; (c) Mechanisms for generating aerodynamic forces; (d) Added Mass (at Start); (e) Added Mass Stroke Reversal; (f) Delayed Stall (Wagner & Kramer Effect); (g) Wing-Wake Interaction; (h) Absence of Stall; (i) Weis-Fogh Mechanism – Rear View. (Blue Curved Arrows: Flow ; Green Arrows: Induced Velocity ; Orange Arrows: Net Force on Wing.)

Figure 4            Insects Noise Sources

Figure 5            Schematic of flying insects wing and Wing characteristics

Figure 6            (a) hairy microstructures at the leading-edge; (b) Trailing edge of a dragonfly wing magnified view; (c) Spade-like protrusion on the trailing edge of an airfoil with a gurney flap; (d) Rectangular protrusions on the trailing edge of a dragonfly forewing model; (e) Temporal variations of the drag and lift force coefficients on the wing models with and without protrusions. [63], [67], [71]; Corrugated surface of dragonfly (*Aeshna junca*) wing; (f) variation of the lift, drag, and pitching moment coefficients with angle of attack at  $Re_c=14400$ ; (g) Photograph of cross-sections of forewing of a dragonfly; (h) streamlines near a corrugated wing at  $\alpha=10^\circ$  in gliding motion [71], [76].

Table 1 Insects flapping frequency [15]

Insect	Wing Size (mm)	Frequency (Hz)
Butterflies	42.7 to 57.3	4-10
Damselfly	18 to 190	15-20
Dragonfly	50 to 127	25-40
Beetles	14 to 25 mm	40-90
Honeybee	9.7	200
Mosquito	2.4 to 3.3	450-600
Midges	1 to 3	600-1000

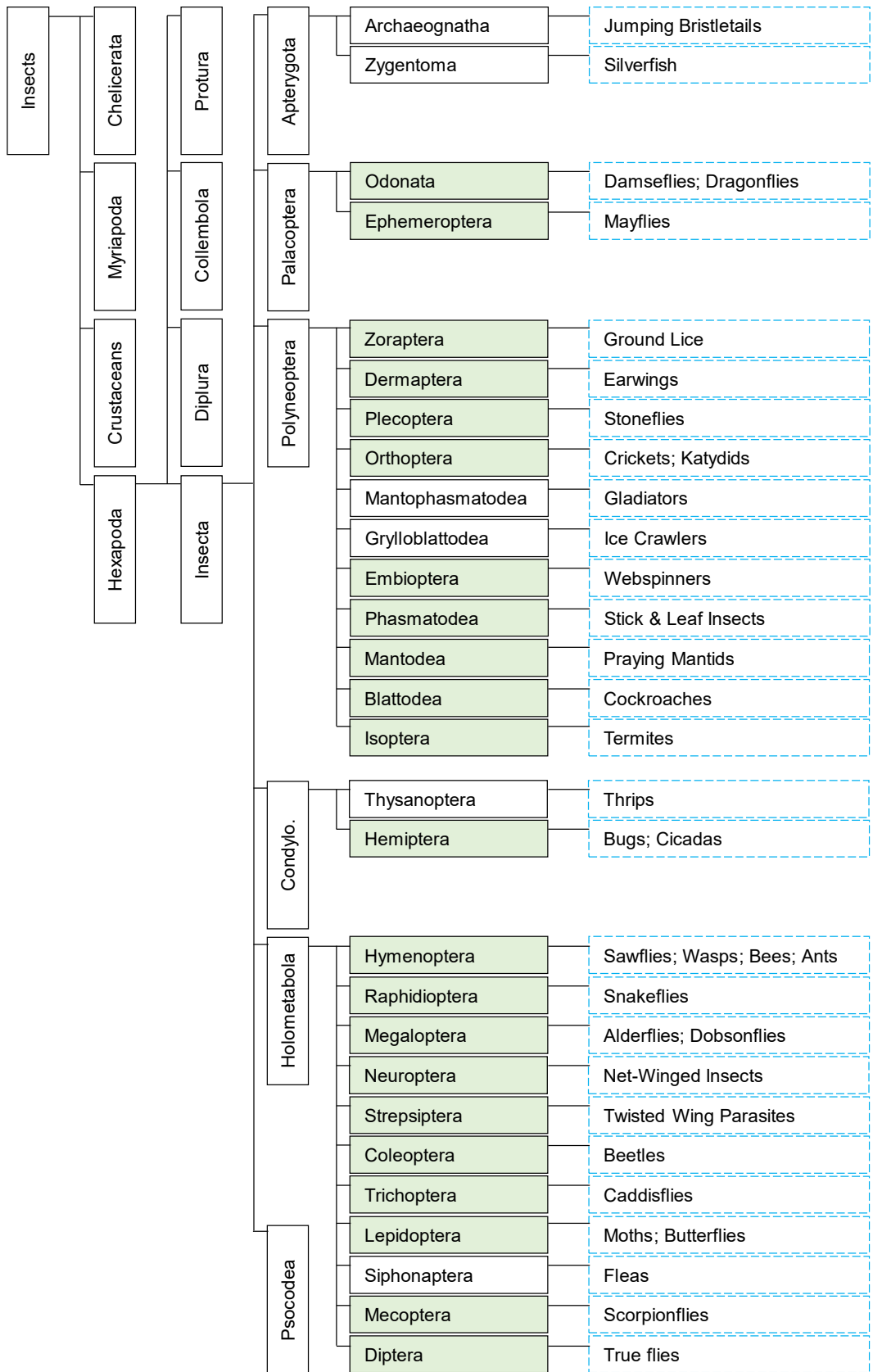


Figure 1 Classification of different kinds of insects

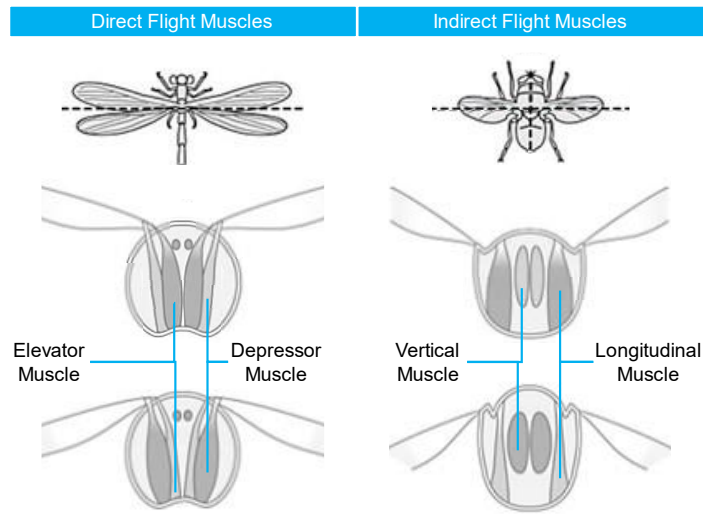


Figure 2 Mechanism of insect muscles during flight [18]

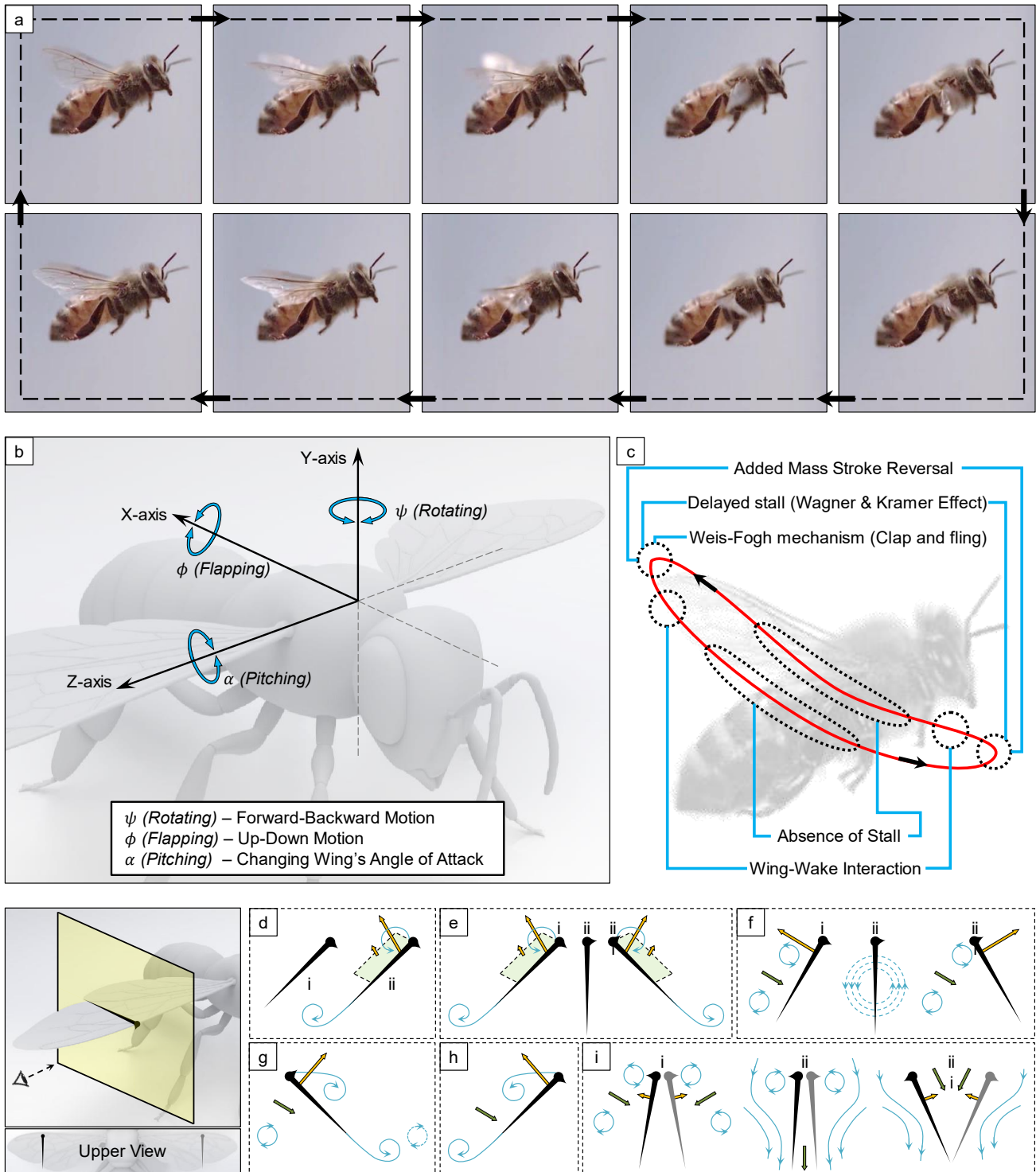


Figure 3 (a) Represents a full cycle of conventional insects' wing fluttering; (b) Insect's wing motions; (c) Mechanisms for generating aerodynamic forces; (d) Added Mass (at Start); (e) Added Mass Stroke Reversal; (f) Delayed Stall (Wagner & Kramer Effect); (g) Wing-Wake Interaction; (h) Absence of Stall; (i) Weis-Fogh Mechanism – Rear View. (Blue Curved Arrows: Flow ; Green Arrows: Induced Velocity ; Orange Arrows: Net Force on Wing.)

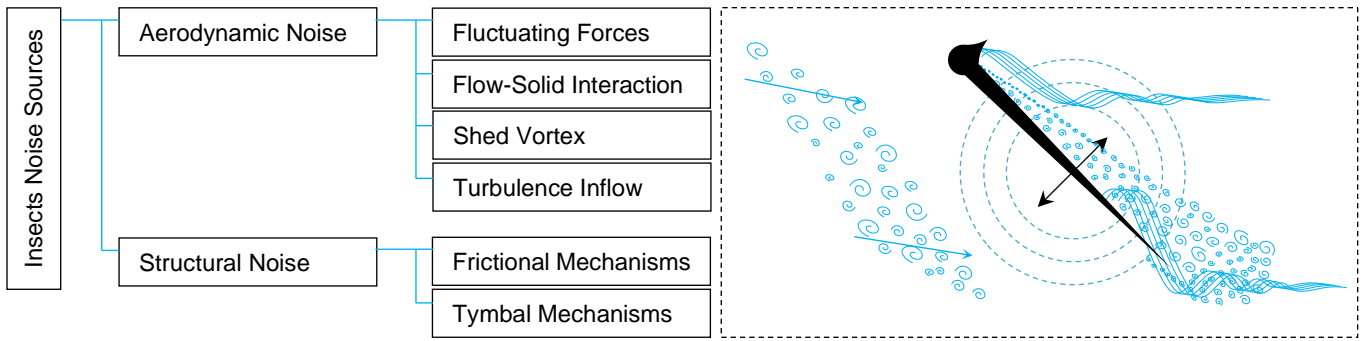


Figure 4 Insects Noise Sources

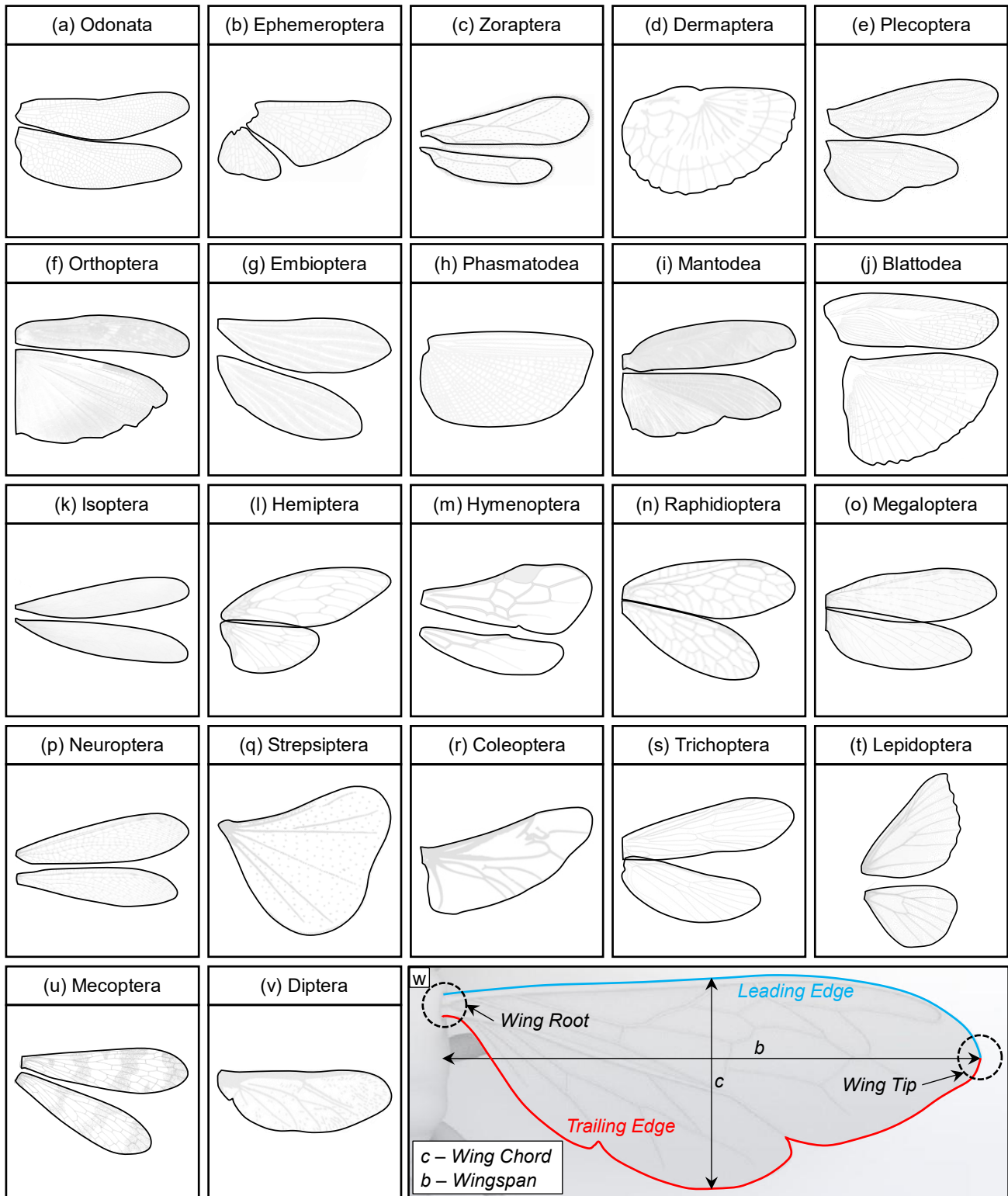


Figure 5 Schematic of flying insects wing and Wing characteristics

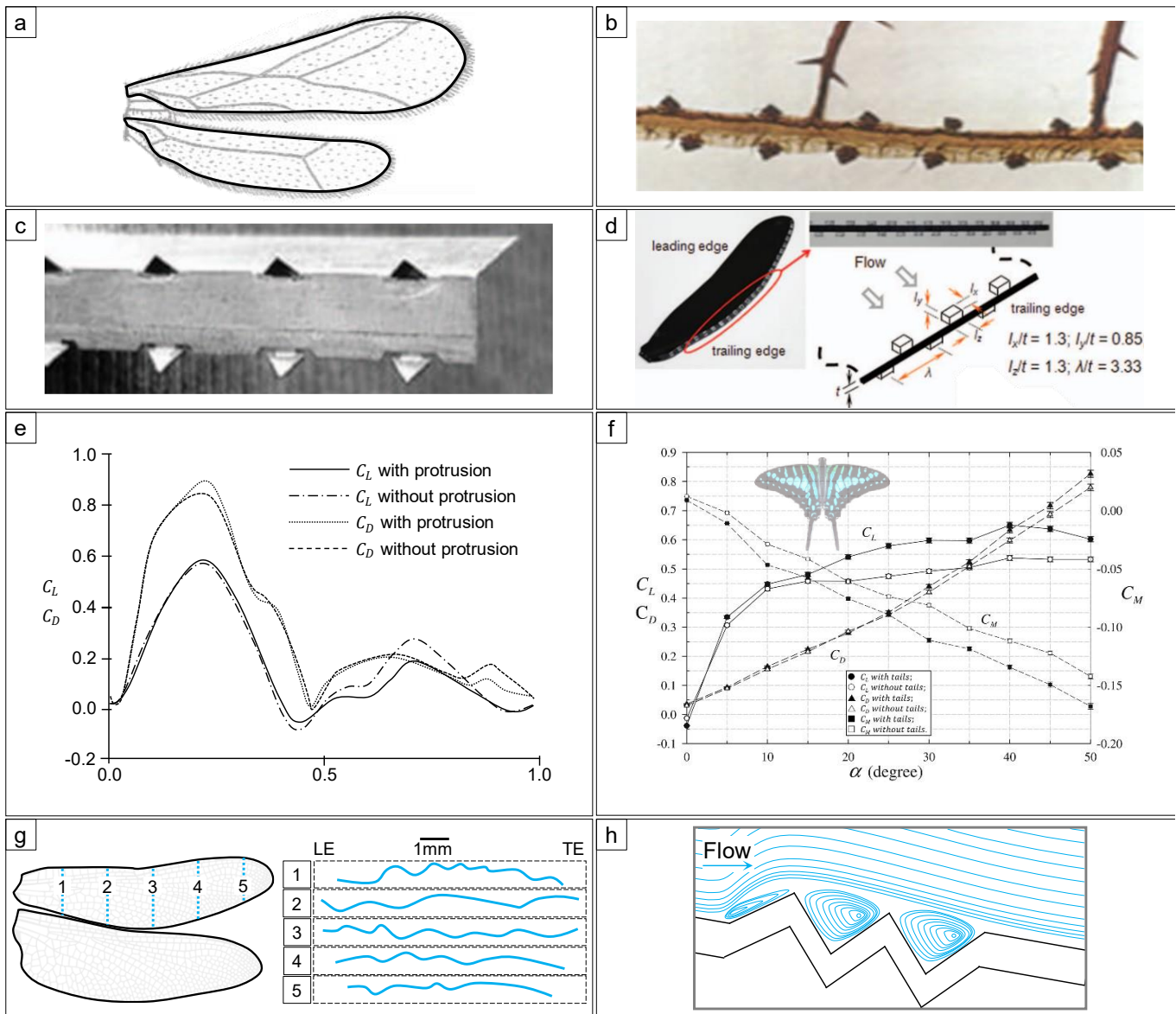


Figure 6 (a) hairy microstructures at the leading-edge; (b) Trailing edge of a dragonfly wing magnified view; (c) Spade-like protrusion on the trailing edge of an airfoil with a gurney flap; (d) Rectangular protrusions on the trailing edge of a dragonfly forewing model; (e) Temporal variations of the drag and lift force coefficients on the wing models with and without protrusions. [63], [67], [71]; Corrugated surface of dragonfly (*Aeshna junca*) wing: (f) variation of the lift, drag, and pitching moment coefficients with angle of attack at  $Re_c=14400$ ; (g) Photograph of cross-sections of forewing of a dragonfly; (h) streamlines near a corrugated wing at  $\alpha=10^\circ$  in gliding motion [71], [76].