



City Research Online

City, University of London Institutional Repository

Citation: Higgins, B., Taylor, D. J., Crabb, D. & Callaghan, T. (2024). Emotional well-being in Charles Bonnet syndrome: exploring associations with negative affect, loneliness and quality of life. *Therapeutic Advances in Ophthalmology*, 16, 25158414241275444. doi: 10.1177/25158414241275444

This is the published version of the paper.

This version of the publication may differ from the final published version.

Permanent repository link: <https://openaccess.city.ac.uk/id/eprint/33774/>

Link to published version: <https://doi.org/10.1177/25158414241275444>

Copyright: City Research Online aims to make research outputs of City, University of London available to a wider audience. Copyright and Moral Rights remain with the author(s) and/or copyright holders. URLs from City Research Online may be freely distributed and linked to.

Reuse: Copies of full items can be used for personal research or study, educational, or not-for-profit purposes without prior permission or charge. Provided that the authors, title and full bibliographic details are credited, a hyperlink and/or URL is given for the original metadata page and the content is not changed in any way.

City Research Online:

<http://openaccess.city.ac.uk/>

publications@city.ac.uk

Emotional well-being in Charles Bonnet syndrome: exploring associations with negative affect, loneliness and quality of life

Bethany Higgins , Deanna Taylor, David Crabb and Tamsin Callaghan

Ther Adv Ophthalmol

2024, Vol. 16: 1–11

DOI: 10.1177/
25158414241275444

© The Author(s), 2024.
Article reuse guidelines:
sagepub.com/journals-
permissions

Abstract

Background: Charles Bonnet syndrome (CBS) is a condition characterised by the occurrence of vivid and complex visual hallucinations in individuals with visual impairment.

Objective: To explore the relationship between emotional distress and the perceived impact of CBS symptoms on participants' lives. We tested the hypothesis that heightened negative affect was associated with a more negative appraisal of CBS symptoms, increased self-reported loneliness, and poorer quality of life (QOL).

Design: Cross-sectional.

Methods: Participants recruited predominantly via vision-related charities rated their hallucinations and their impact on a Likert scale. Loneliness and negative affect were assessed with the Three-Item Loneliness Scale and Positive and Negative Affect Schedule. Health index (EQ-5D-3L) and vision-related QOL (VF-9) were also assessed. Correlation analysis and multi-variable regression determined the relation between survey responses.

Results: The majority of 126 respondents (81%) were aged 65+ years and 84% reported active CBS symptoms. Fifty-five percent of respondents rated impact of CBS as negative and no-one rated the impact as 'very pleasant'. A statistically significant correlation was found between impact of CBS and negative affect ($p \leq 0.001$; $\rho = -0.34$) and impact of CBS and loneliness ($p = 0.017$; $\rho = -0.21$). The relation between negative affect and CBS impact remained statistically significant when accounting for the impact of loneliness and the relationship between loneliness and CBS effect ($p = 0.002$, adj $R^2 = 0.1$). A statistically significant correlation between loneliness and negative affect ($p \leq 0.001$; $\rho = 0.55$) was also found.

Conclusion: Respondents experiencing negative emotions were more likely to perceive the impact of CBS symptoms as negative and report greater feelings of loneliness. Negative affect is an important consideration when assessing people with CBS.

Plain language summary

Understanding the impact of visual hallucinations in Charles Bonnet syndrome

Charles Bonnet Syndrome (CBS) is a condition where people with vision problems experience vivid and complex visual hallucinations. In this study, we wanted to see how feeling upset or lonely might affect how people with CBS view their symptoms. We asked 126 adults, most of whom were over 65 years old, about their hallucinations and how they felt about them. We also asked about feelings of loneliness and general emotional well-being. We found that the more negative emotions people felt, the more they tended to see their CBS symptoms in a negative light and feel lonelier. This suggests that understanding and addressing negative emotions is crucial when helping people with CBS.

Keywords: Charles Bonnet syndrome, loneliness, negative affect, quality of life, well-being

Correspondence to:
Tamsin Callaghan
NIHR Royal Free
Clinical Research
Facility, Research and
Development, Royal Free
London NHS Foundation
Trust, 02/62, Second Floor,
Clinic Block, Royal Free
Hospital, Pond Street,
London NW3 2QG, UK
Optometry and Visual
Sciences, School of Health
& Psychological Sciences,
City, University of London,
London, UK
tamsin.callaghan@nhs.net

Bethany Higgins
Deanna Taylor
David Crabb
Optometry and Visual
Sciences, School of Health
& Psychological Sciences,
City, University of London,
London, UK

Received: 19 January 2024; revised manuscript accepted: 11 July 2024.



Introduction

Charles Bonnet syndrome (CBS) refers to visual hallucinations experienced by people with a visual impairment. Since the 1990s, CBS has referred only to complex hallucinations such as people or animals. However, recently its usage has expanded to include other types of hallucinations such as simple dots or flashes. For the purposes of our study, we adopted this broader definition, including both complex and simple visual hallucinations. It has been estimated that as many as 20% of people with sight loss experience CBS¹ and old age is considered a risk factor.² People with CBS have intact cognition, do not have a psychological impairment and are aware that the visual hallucinations are not real. Yet, visual hallucinations are habitually associated with cognitive decline and it has been suggested the stigma surrounding them results in hesitancy to disclose hallucinations to family, friends and medical professionals.³ Social isolation has been suggested to influence hallucination manifestation.⁴ While some people do not find the visual hallucinations problematic, it has been reported that a third of people with CBS find it has a negative impact on their life, coined 'negative-outcome' CBS by Cox and ffytche.⁵

Visual impairment has health implications that extend beyond the functioning of the eyes and is linked to a decrease in functional capabilities, a greater risk of falls, loneliness, and mortality.⁶ Increased rates of depression and feelings of negative affect have been reported in people with a visual impairment from large population studies.⁷⁻⁹ Over the next three decades, there is projected to be a significant increase in global rates of moderate-to-severe vision impairment, which is expected to double in prevalence.¹⁰ As the rates of visual impairment surge, so will CBS. Consequently, it is imperative that our understanding of the impact of CBS on quality of life (QOL) is broadened so that suitable support systems can be put in place.

Quality of life is a complex concept and can be defined as a subjective metric of someone's own perceived well-being. It is influenced by health and disability,¹¹ relationships¹² and a person's unique situation and expectations. Patient-reported outcome measures (PROMs) are increasingly recognised as a method to meaningfully capture a person's subjective view of their own health or QOL with a standardised approach.¹³ As a result, the use of PROMs has increased in medical research and their use as an endpoint in clinical

trials has grown.¹⁴ It is well established that presence of a visual impairment is associated with poorer QOL¹⁵⁻¹⁷ that has been found to worsen with impairment progression.¹⁸ The added experience of CBS has been found to be a significant predictor of poorer QOL and emotional distress in people with a visual impairment, even when visual functionality is controlled for.¹⁹

Greater levels of loneliness have been documented among older adults²⁰ and more so in visually impaired cohorts.²¹ Loneliness reduces QOL²⁰ and for those with CBS, exacerbates hallucinations.⁴ It has been suggested that sensory deprivation due to being alone may be partially responsible for visual hallucinations.³ For example, an increase in social isolation during the COVID-19 was associated with an increase in hallucinatory episodes.⁴

As assessments of QOL are coloured by people's expectations and are reliant on self-report, it follows that aversive mood states such as dysphoria, anger or contempt (i.e. negative affect) or cheerfulness and happiness (positive affect) would impact how one would perceive and ultimately report on their health and overall well-being.^{22,23} Or indeed, how someone with CBS would perceive the way visual hallucinations impact their life. In fact, elevated levels of negative affect are believed to exert an impact on health by imposing physical strain on the body and by amplifying our propensity to make unhealthy choices.^{24,25} Individuals with higher levels of negative affect have found to report poorer self-perceived health and greater symptoms.²² For example, increased negative affect has been linked to poorer QOL and metabolic control in people with Type 2 diabetes.²⁶ Yet, it has not been explored empirically if mood of an individual relates to how they perceive the impact of their CBS symptoms on QOL.

The primary aim of this study is to assess the relation between self-reported impact of CBS, levels of positive and negative affect and feelings of loneliness. To achieve this, we utilise standardised questionnaires: The Positive and Negative Affect Schedule (PANAS)²⁷ and the Three-Item Loneliness Scale.²⁸ The secondary aim is to evaluate additional measures of QOL, including overall health-related QOL using the EuroQol5D (EQ-5D-3L), health index²⁹ and vision-related QOL (Visual Function Questionnaire (VF-9)³⁰). We test the hypothesis that greater levels of negative affect correlate with a greater likelihood to

report the impact of CBS symptoms as negative and greater levels of loneliness, as well as poorer self-reported QOL.

Methods

Participant recruitment

Recruitment was conducted via social media adverts and through the help of national and local vision-related charities including the Macular Society, Esme's Umbrella, RNIB and Lincoln and Lindsey Blind Society (see Acknowledgements). Participants who reported having a visual impairment were invited to take part. A structured survey was accessible from May 2022 to April 2023 and was available both online using Qualtrics software (Qualtrics, Provo, UT, USA) and in large text paper format. For people unable to access the questionnaire, a member of the research team (BH) administered it over the phone. To be included in analysis, participants were required to be aged 18 years old or over, have impaired vision (of any cause), self-reported CBS (either past symptoms or ongoing) and no self-reported cognitive impairments. No formal diagnosis of CBS by a clinician was necessary for inclusion and any form of visual hallucination (both simple and complex) was accepted. A target sample size of 100 participants in total was set to detect a standardised difference between any pair of groups of 0.6 (a medium-to-large effect size) with 80% power at a 5% (two tailed) significance level. Power calculations were made using the *pwr* package in the open-source statistical environment R (version 3.5.3).

Survey development

A novel survey to examine CBS characteristics, effect of CBS on QOL and mood was designed based on the existing literature and featured all questions previously developed by Cox and ffytche.⁵ The survey included demographic and clinical characteristic information, characteristics of and attitudes towards hallucinations and, importantly, the reported impact that CBS has on participants' life, rated on a 5-level Likert scale from very negative to very pleasant (see Figure 1). Overall health-related QOL was assessed using EQ-5D-3L health index, a continuous index typically ranging from -0.59 to 1.0 in the United Kingdom, with 1.0 representing full health and negative values representing health states considered worse than death.²⁹ Vision-related QOL was

assessed via the abbreviated Visual Function Questionnaire (VF-9; with 0 being very good vision-related QOL and 100 being very poor vision-related QOL).³⁰ Levels of positive and negative affect were assessed using The Positive and Negative Affect Schedule (PANAS; with scores ranging from 10 to 50, with lower scores representing lower levels of positive or negative affect)²⁷ and self-reported loneliness was analysed using the Three-Item Loneliness Scale (with 0 being not lonely at all and 9 being very lonely).²⁸ Participant information was anonymised before being entered into a secure computer database. The full survey used is available in supplemental materials.

Patient and public involvement

Patient involvement was central to the design of this study. A focus group was held with two visually impaired people with age-related macular degeneration who offered feedback on the survey design and accessibility. Their feedback included advice such as removing the lines for people to write their answers on as this was complicated by metamorphopsia. Instead, we were encouraged to replace these with boxes for people to fill their answers in. The questionnaire design was amended in light of this feedback and was sent out again to focus group members for approval. This final version was approved and adopted into the study. To ensure accessibility of the online version of the questionnaire, the charities Macular Society and Bravo Victor supported the study by checking the survey was screen-reader friendly, using popular types of screen-readers including NonVisual Desktop Access (Assistivlabs, Delaware, USA) and Job Access with Speech (Freedom Scientific, Florida, USA). Feedback was that the questionnaire was readable using these technologies. To ensure the survey would be accessible to everyone including those without access to a computer nor comfortable filling it in on paper, a member of the research team (BH) was available to administer the survey over the phone.

Statistical analysis

All data analyses were performed in R version 4.2.2 (<http://www.r-project.org/>) under R Studio (RStudio, Boston, MA, USA) including the use of the *ggplot2* package. Spearman correlation analysis and multiple variable regression were conducted to assess the relationships between survey responses. Ninety-five percent

proportional confidence intervals (CIs) are given using the Wald method. The median negative affect score from normative data collected by Crawford and Henry from 1003 members of the general public ($n=466$ men, $n=537$ women) with a mean age of 43 years (range 18–91 years) was 14 and is used as a guide of how the general public would score.³¹ The main analysis was conducted on the whole cohort (people with active CBS as well as those who report hallucinations have now stopped). We also conducted a separate analysis on people who report CBS as ‘active’ and people with both active hallucinations who report having negative-outcome CBS.

Results

This survey includes 126 adults from the UK with CBS, 81% of respondents were aged over 65 years (97 females, 28 males). See Table 1 for demographic and clinical details.

When participants from the whole cohort were asked to rate the impact that CBS has on their life, over half of the respondents (55%, $n=70$ (95% CI 46%, 64%)) rated CBS impact as negative. These $n=70$ participants can be described as experiencing negative-outcome CBS.⁵ No participants rated the CBS impact as ‘very pleasant’ on their lives (Figure 1). Eighty-nine percent ($n=113$, (95% CI 83%, 94%)) of the $n=126$ participants reported their CBS to be active while the remaining 10% of participants ($n=13$, (95% CI 6%, 17%)) reported their hallucinations to have stopped. Seventy-five percent of participants ($n=95$, (95% CI 67%, 82%)) reported experiencing complex hallucinations such as faces, animals, figures or objects on more than one occasion. In terms of hallucination frequency and length, $n=46$ participants reported experiencing a hallucination every day and $n=53$ participants reported hallucination durations of minutes (Figure 2). A statistically significant negative correlation was identified between CBS impact and hallucination frequency ($p=0.024$; $\rho=-0.20$), but a statistically significant correlation was not identified between CBS impact and length of hallucination ($p=0.077$; $\rho=-0.16$).

Primary analysis: Impact of CBS, negative affect and loneliness

A statistically significant moderate negative correlation was identified between CBS impact and negative affect ($p<0.001$; $\rho=-0.34$) and

Table 1. Self-reported demographic and clinical details of $n=126$ participants.

Demographic and clinical details	Frequency (%)
Age (years)	
18–35	4 (3%)
36–50	4 (3%)
51–65	12 (10%)
Over 65	106 (84%)
Gender	
Male	28 (22%)
Female	97 (77%)
Unknown	1 (1%)
Sex (assigned at birth)	
Male	28 (22%)
Female	97 (77%)
Unknown	1 (1%)
Visual impairment	
Age-related macular degeneration	72 (57%)
Glaucoma	13 (10%)
Diabetic retinopathy	6 (5%)
Brain/eye tumour	4 (3%)
Other	28 (22%)
Unknown	10 (8%)
Binocular impairment	
Binocular	106 (84%)
Monocular	20 (16%)

participants who rated CBS impact as ‘very negative’ were all found to self-report a higher level of negative affect compared to the general public (see Figure 3).³¹ A statistically significant weak negative correlation was also identified between CBS impact and loneliness ($p=0.017$; $\rho=-0.21$). A statistically significant moderate positive correlation between loneliness and negative affect ($p<0.001$; $\rho=0.55$) was also found. Multiple variable regression revealed the

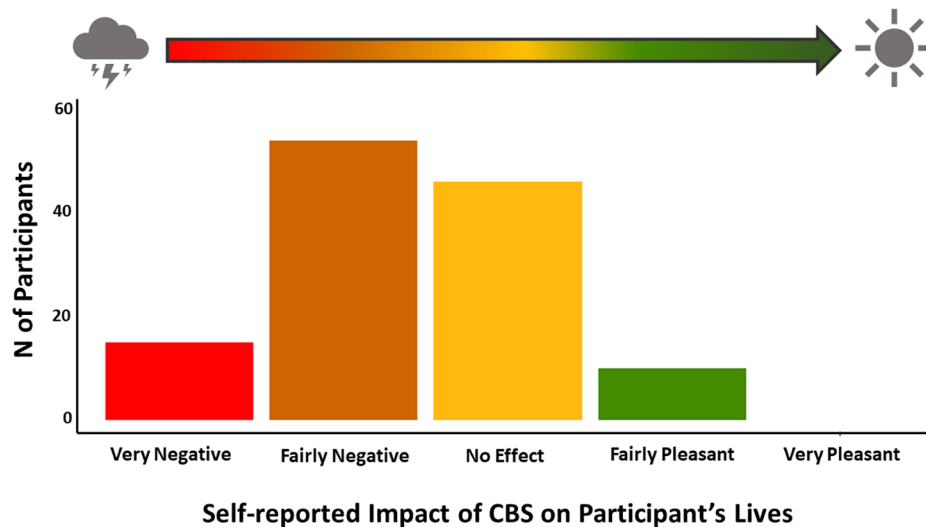


Figure 1. Bar plot of frequency of responses on the impact of CBS on participants' lives. No-one rated impact of CBS as 'very pleasant'. CBS, Charles Bonnet syndrome.

relationship between negative affect and CBS impact remains statistically significant even when accounting for impact of loneliness and the relationship between loneliness and CBS impact ($p = 0.002$, adj $R^2 = 0.1$).

Secondary analysis: Measures of quality of life

A statistically significant correlation was found between both positive affect and negative affect, between positive affect and loneliness and between positive affect and health index (all $p < 0.01$), but not between positive affect and CBS impact nor vision-related QOL. A statistically significant correlation was identified between vision-related QOL and negative affect, loneliness and health index and CBS impact (all $p < 0.01$). A statistically significant correlation was also found between health index and negative affect, loneliness and CBS impact (all $p < 0.01$). See Table 2 for full details of correlational analyses.

Subgroup analysis

When analysis was conducted on data from participants with active CBS only (89%, $n = 113$), a statistically significant correlation remained between CBS impact and loneliness ($p = 0.013$; $\rho = -0.23$) and negative affect ($p < 0.001$; $\rho = -0.34$). A statistically significant positive correlation also

remained between loneliness and negative affect ($p < 0.001$; $\rho = 0.51$). Furthermore, analysis conducted on data from participants with active negative-outcome CBS only (55%, $n = 70$) found a marginally less statistically significant negative correlation remained between CBS impact and negative affect ($p < 0.01$; $\rho = -0.32$), but a more statistically significant correlation between CBS impact and loneliness ($p = 0.004$; $\rho = -0.24$). There was no change in correlation between loneliness and negative affect ($p < 0.001$; $\rho = 0.51$). See Supplemental Figures 1 and 2 for all comparisons.

Discussion

To the author's knowledge, this study is the first original report assessing the relationship between self-reported impact of visual hallucinations and emotional well-being, loneliness and parameters of QOL. In this large ($n = 126$) cohort, over half of the respondents rated the impact of CBS on their life as negative and no-one reported the hallucinations as having a 'very pleasant' impact.

Participants who reported CBS impact as negative were more likely to report higher levels of negative affect, while the opposite was true for participants who reported low levels of negative affect (e.g. a state of calmness and tranquillity²⁷). Furthermore, participants who reported the impact of CBS as

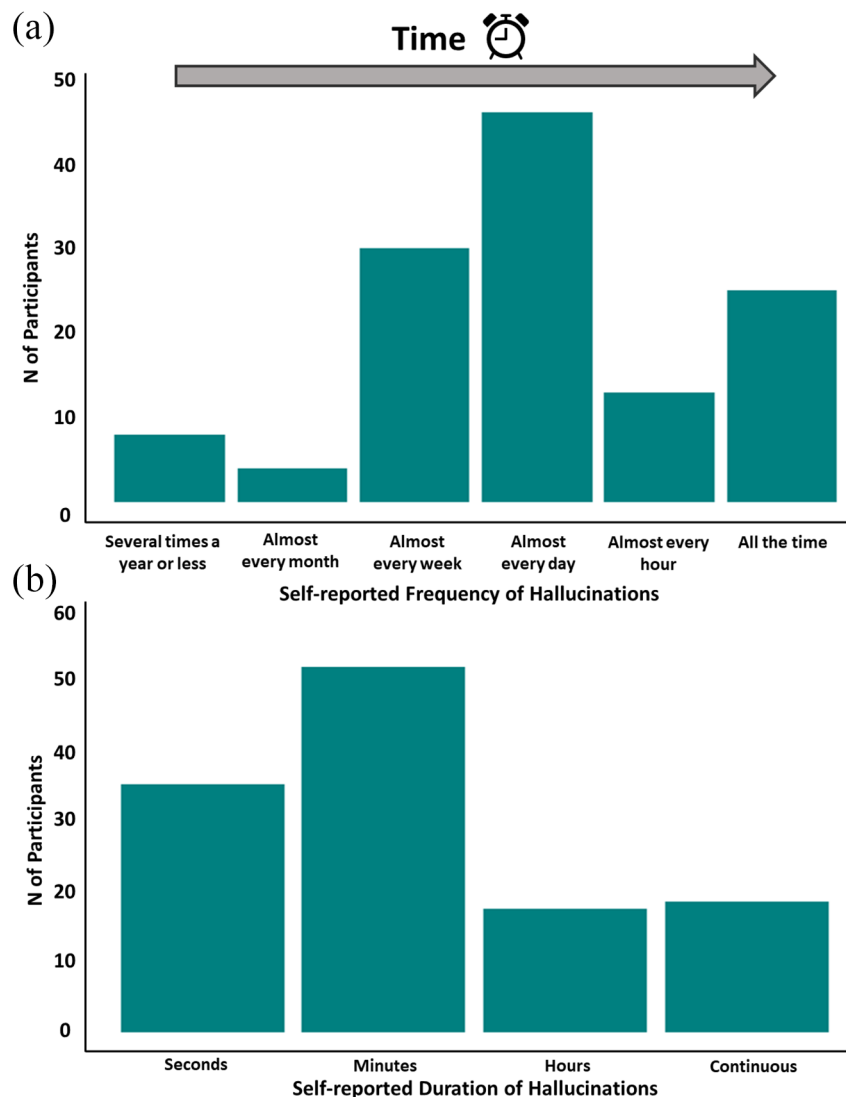


Figure 2. Bar plot of reported hallucination frequency (a) and duration (b).

‘very negative’ were found to have a negative affect score higher (therefore worse) than the mean of the general population.³¹

Individuals who exhibit higher levels of negative affect are more inclined to experience negative emotions.²⁷ These include an increased propensity for worry, feelings of anger and frustration, and sadness. The emotions can be short-term or persistent, like depression that can endure over an extended period.³² Additionally, people with higher levels of negative affect may be more likely to perceive self-criticism and feel less resistant to stress.³³ There is evidence supporting the association between higher levels of negative affect and

poorer self-perceived health, as well as increased symptomatology.^{22,26} The classic Symptom-Perception Hypothesis³⁴ is widely accepted as the primary explanation for the association between negative affect and symptoms, which suggests that individuals with heightened levels of negative affect tend to be focussed internally. Therefore, this amplifies their sensitivity to minor somatic sensations and explains the inflation of symptoms reporting. Prior research has shown that people with CBS report significantly more depression and feelings of anxiety compared to patients without CBS.^{35,36} Yet, our findings are the first to evidence an association between negative affect and perceived negative impact of CBS. This data

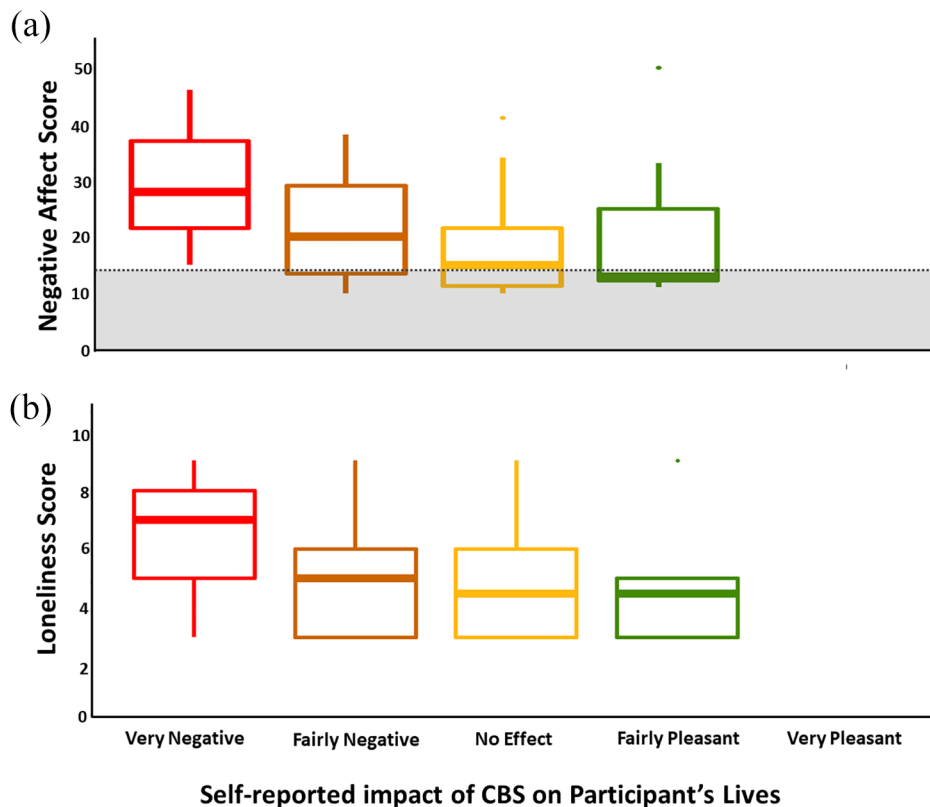


Figure 3. Boxplots comparing the relationship between impact of CBS on participants' lives with negative affect score (a) and loneliness score (b). The median Negative Affect score for n1003 members of the general public was reported as 14 (Crawford and Henry³¹). This score is shown by the grey dotted line on the plot. All participants that rated impact of CBS as 'very negative' scored a higher level of negative affect than the mean score of the general public. CBS, Charles Bonnet syndrome.

Table 2. Correlational analysis of outcomes from questionnaire.

	CBS impact	Loneliness	Negative affect	Positive affect	Vision-related QOL
Loneliness	$p=0.017$ $\rho=-0.21$	-	-	-	-
Negative affect	$p<0.001$ $\rho=-0.34$	$p<0.001$ $\rho=0.55$	-	-	-
Positive affect	$p=0.14$ $\rho=-0.34$	$p<0.01$ $\rho=-0.30$	$p<0.001$ $\rho=-0.30$	-	-
Vision-related QOL	$p<0.001$ $\rho=0.34$	$p<0.001$ $\rho=-0.39$	$p<0.01$ $\rho=-0.29$	$p=0.1$ $\rho=0.15$	-
EQ-5D	$p<0.01$ $\rho=0.25$	$p<0.001$ $\rho=0.41$	$p<0.001$ $\rho=-0.34$	$p<0.001$ $\rho=-0.36$	$p<0.001$ $\rho=0.45$

CBS, Charles Bonnet syndrome; EQ-5D, EuroQuol5D; QOL, quality of life. p values in bold indicate a statistically significant correlation.

highlights the need for interventions and support systems to address the negative effects associated with this condition.

Loneliness is a leading health concern, especially in elderly populations. In the visually impaired community, the rate of loneliness is higher. Brunet et al. has reported one-sixth of visually impaired adults experience moderate-to-severe levels of loneliness.³⁷ For people with CBS, loneliness can have an aggravating effect on hallucination symptomatology. Jones et al. examined the impact of the COVID-19 pandemic and the resulting social isolation on the experiences of 45 people with CBS. The authors found approximately half of the respondents reported an increase in visual hallucinations during the COVID-19 pandemic, which may be attributed to increased loneliness. For example, some participants reported that lilliputian hallucinations (miniature-sized hallucinations) had grown in magnitude and became increasingly challenging to disregard.⁴ Notably, to measure loneliness the authors utilised a singular self-labelling item on the survey. While this is typical of epidemiological studies, a standardised loneliness questionnaire would be more robust. In our study, the Three-Item Loneliness Scale was used to quantify levels of loneliness, developed from the Revised UCLA Loneliness Scale.²⁸ Respondents who identified as socially isolated also reported experiencing more negative mood states and felt the impact of their CBS was negative on their life, compared to those who did not report high levels of social isolation. These results suggest that social isolation is linked with the negative emotional experiences associated with CBS and hence adds weight to Jones et al. findings.

Our results revealed the relationship between negative affect and CBS impact remained statistically significant when self-reported loneliness was controlled for. This finding could indicate that loneliness may not play a mediating role in this particular relationship. However, the authors believe that the findings highlight the complex nature of the relationship between negative affect, loneliness, and the impact of CBS. Therefore, addressing the negative emotional consequences of CBS requires considering multiple factors beyond loneliness alone. Considering the role of loneliness and negative affect, management strategies for individuals with negative-outcome CBS should be holistic, focusing on promoting and

integrating social connections and reducing feelings of loneliness to improve overall well-being, potentially mitigating the impact of CBS symptoms on emotional well-being.

In a secondary analysis, we repeated our analyses in subgroups of participants who reported active hallucinations ($n=113$) and those with active negative-outcome CBS (people who were experiencing negative experiences of CBS when completing the survey; $n=70$). The results from these cohorts continued to demonstrate higher levels of negative affect correlated with a negative experience of CBS symptoms. Yet, the research revealed a stronger, significant correlation between perceived negative impact of CBS and increased levels of loneliness in individuals with active negative-outcome CBS. This suggests that social isolation plays a crucial role in the manifestation and impact of negative-outcome CBS symptoms in this subgroup.

Our study found that not only did a self-reported negative impact of CBS correlate with negative affect and loneliness, but also poorer QOL when assessed by standardised metrics of health-related QOL²⁹ and vision-specific QOL.³⁸ This finding supports recent data from Randeblad et al. who reported that vision-related QOL (measured via the National Eye Institute Visual Function Questionnaire 25) was significantly lower in glaucoma patients with CBS compared to glaucoma patients without CBS, matched for age and visual function.³⁹ Furthermore, Scott et al. reported that people with CBS score poorly on the General Health Questionnaire compared to visually impaired controls, even when VA was largely preserved.¹⁹

Recognising the correlation between self-reported negative impact of CBS and poorer QOL, healthcare professionals can prioritise interventions aimed at improving QOL in this cohort. This may involve a multidisciplinary approach that addresses both the visual symptoms of CBS and the broader psychosocial impact on individuals' lives, inclusive of negative affect and loneliness. In addition, the results emphasise the need for healthcare providers to engage in open dialogue with CBS patients, encouraging them to self-report the impact of their condition.

This study's strengths include a large population sample that enables greater generalisability to the

CBS population and increased ability to detect small but meaningful associations. Furthermore, the use of previously validated questionnaires that have undergone rigorous testing to ensure their reliability and validity not only enhances the quality and credibility of this study but allows comparability across existing research. Perhaps most importantly, the Patient and Public Involvement (PPI) used during the study design helped make outcomes relevant and meaningful to the patients and public who are directly affected by the research.

While significant weak-to-moderate correlational relations were identified between loneliness, negative affect and CBS impact, caution should be exercised in assuming a causal relationship from this data. The study demonstrates associations between the variables of interest, but further research is needed to determine the underlying mechanisms driving these associations. Future longitudinal studies are warranted to explore the temporal dynamics of CBS impact, emotional well-being, and loneliness, which this study enables, but does not explore. Participants were screened for cognitive defects based on self-report, possibly impacting the results due to subtle cognitive differences. Additionally, relying on self-reported measures can potentially introduce response bias, however, they allow for direct insight into participants' perspectives which may not be observable through objective data collection methods. Future research could consider incorporating objective measures, such as physiological markers, to enhance the validity of findings alongside measures of self-report. The cohort was predominantly female. However, in a recent large-scale prevalence study of CBS in people with open-angle glaucoma, gender was not associated with CBS.⁴⁰ Lastly, no ethnicity data was collected in this study, thereby limiting the generalisability of the results. To address this limitation and gain insights into potential ethnic disparities regarding the relationship between negative affect, loneliness and QOL on the impact of CBS, future studies should prioritise working with ethnically diverse populations and the collection of ethnicity data.

In conclusion, respondents who reported experiencing negative moods and/or were reportedly lonelier were more likely to perceive the impact of their CBS symptoms as negative. This highlights the significance of negative affect when evaluating QOL in individuals with CBS. Addressing the emotional well-being and self-perception of

individuals affected by CBS are crucial factors in comprehensive assessments of their QOL.

Declarations

Ethics approval and consent to participate

The study was approved on 3rd February 2022 by the City, University of London Optometry Research Ethics Committee (ETH2223-1278) and was conducted according to the tenets of the Declaration of Helsinki. Written, informed consent was obtained from each participant prior to examination. For those who were assessed over the telephone, verbal consent was audio-recorded.

Consent for publication

Written, informed consent for publication was obtained from each participant.

Author contributions

Bethany Higgins: Data curation; Formal analysis; Investigation; Methodology; Project administration; Writing – original draft.

Deanna Taylor: Conceptualisation; Funding acquisition; Methodology; Project administration; Supervision; Writing – review & editing.

David Crabb: Conceptualisation; Funding acquisition; Project administration; Supervision; Writing – review & editing.

Tamsin Callaghan: Conceptualisation; Funding acquisition; Methodology; Project administration; Supervision; Writing – review & editing.

Acknowledgements

The authors would like to thank all participants in this study who helped support this research project. We would like to extend special thanks to Judith Clements and Ann McWilliams for their help in the design of the survey. We would also like to acknowledge the following charities who aided the research team with recruitment: the Macular Society, Esme's Umbrella, RNIB, Retina UK, Glaucoma UK, Blind Veterans, Scope, Lincoln and Lindsey Blind Society, Wirral Society, London Vision, Vision Norfolk, Camsight, Sight Concern, Sheffield Royal Society for the Blind, Bucks Vision, Croydon Vision, Kent Association for the Blind, My Sight York, Wilberforce Trust, Essex Sight, Basis South Essex and any other charities or support groups that assisted sharing

the study details. The authors would like to extend special thanks to Sarah Clinton and colleagues from the Macular Society for their assistance in ensuring the survey was suitable for screen readers. Lastly, we would like to thank all charities, support groups and individuals who shared recruitment details on social media.

Funding

The authors disclosed receipt of the following financial support for the research, authorship, and/or publication of this article: This study was funded by a small grant from Fight for Sight, supported by Esme's Umbrella, and a Participatory Research Funding award from City, University of London.

Competing interests

The authors declare there is no conflict of interest.

Availability of data and materials

The questionnaire utilised in this study is available in Supplemental Materials.

ORCID iD

Bethany Higgins  <https://orcid.org/0000-0002-4530-6156>

Supplemental material

Supplemental material for this article is available online.

References

- Gordon KD. Prevalence of visual hallucinations in a national low vision client population. *Can J Ophthalmol* 2016; 51: 3–6.
- Teunisse RJ, Cruysberg JR, Hoefnagels WH, et al. Visual hallucinations in psychologically normal people: Charles Bonnet's syndrome. *Lancet* 1996; 347: 794–797.
- Jones L, Ditzel-Finn L, Enoch J, et al. An overview of psychological and social factors in Charles Bonnet syndrome. *Ther Adv Ophthalmol* 2021; 13: 25158414211034716.
- Jones L, Ditzel-Finn L, Potts J, et al. Exacerbation of visual hallucinations in Charles Bonnet syndrome due to the social implications of COVID-19. *BMJ Open Ophthalmol* 2021; 6: e000670.
- Cox TM and ffytche DH. Negative outcome Charles Bonnet syndrome. *Br J Ophthalmol* 2014; 98: 1236.
- Burton MJ, Ramke J, Marques AP, et al. The Lancet Global Health Commission on Global Eye Health: vision beyond 2020. *Lancet Glob Health* 2021; 9: e489.
- Zhang X, Bullard KMK, Cotch MF, et al. Association between depression and functional vision loss in persons 20 years of age or older in the United States, NHANES 2005–2008. *JAMA Ophthalmol* 2013; 131: 573.
- Mayro EL, Murchison AP, Hark LA, et al. Prevalence of depressive symptoms and associated factors in an urban, ophthalmic population. *Eur J Ophthalmol* 2020; 31: 740–747.
- Choi HG, Lee MJ and Lee S-M. Visual impairment and risk of depression: a longitudinal follow-up study using a national sample cohort. *Sci Rep* 2018; 8: 2083.
- Bourne RRA, Flaxman SR, Braithwaite T, et al. Magnitude, temporal trends, and projections of the global prevalence of blindness and distance and near vision impairment: a systematic review and meta-analysis. *Lancet Glob Health* 2017; 5: e888–e897.
- Scaffa ME, Van Slyke N, Brownson CA, et al. Occupational therapy services in the promotion of health and the prevention of disease and disability. *Am J Occup Ther* 2008; 62: 694–703.
- Whoqol Group. Development of the WHOQOL: rationale and current status. *Int J Ment Health* 2015; 23: 24–56.
- Mcintyre RS, Ismail Z, Watling CP, et al. Patient-reported outcome measures for life engagement in mental health: a systematic review. *J Patient Rep Outcomes* 2022; 6: 62.
- Haraldstad K, Wahl A, Andenæs R, et al. A systematic review of quality of life research in medicine and health sciences. *Qual Life Res* 2019; 28: 2641.
- Taylor DJ, Hobby AE, Binns AM, et al. How does age-related macular degeneration affect real-world visual ability and quality of life? A systematic review. *BMJ Open* 2016; 6: e011504.
- Hahm BJ, Shin YW, Shim EJ, et al. Depression and the vision-related quality of life in patients with retinitis pigmentosa. *Br J Ophthalmol* 2008; 92: 650–654.
- Gothwal VK and Mandal AK. Quality of life and life satisfaction in young adults with primary congenital glaucoma. *Ophthalmol Glaucoma* 2021; 4: 312–321.
- Rein DB, Wirth KE, Johnson CA, et al. Estimating quality-adjusted life year losses associated with visual field deficits using

- methodological approaches. *Ophthalmic Epidemiol* 2009; 14: 258–264.
19. Scott IU, Schein OD, Feuer WJ, et al. Visual hallucinations in patients with retinal disease. *Am J Ophthalmol* 2001; 131: 590–598.
 20. Dahlberg L and Mckee KJ. Correlates of social and emotional loneliness in older people: evidence from an English community study. *Aging Ment Health* 2014; 18: 504–514.
 21. Brunes A, Hansen MB and Heir T. Loneliness among adults with visual impairment: prevalence, associated factors, and relationship to life satisfaction. *Health Qual Life Outcomes* 2019; 17: 24.
 22. Kressin NR, Spiro A and Skinner KM. Negative affectivity and health-related quality of life. *Med Care* 2000; 38: 858–867.
 23. Spindler H, Denollet J, Kruse C, et al. Positive affect and negative affect correlate differently with distress and health-related quality of life in patients with cardiac conditions: validation of the Danish Global Mood Scale. *J Psychosom Res* 2009; 67: 57–65.
 24. DeSteno D, Gross JJ and Kubzansky L. Affective science and health: the importance of emotion and emotion regulation. *Health Psychol* 2013; 32: 474–486.
 25. O’leary D, Uysal A, Rehkopf DH, et al. Subjective social status and physical health: the role of negative affect and reappraisal. *Soc Sci Med* 2021; 291: 114272.
 26. Palmieri A, Rae Gross A, Conti C, et al. Negative affectivity predicts lower quality of life and metabolic control in type 2 diabetes patients: a structural equation modeling approach. *Front Psychol* 2017; 1: 831.
 27. Watson D, Clark LA and Tellegen A. Development and validation of brief measures of positive and negative affect: the PANAS scales. *J Pers Soc Psychol* 1988; 54: 1063–1070.
 28. Hughes ME, Waite LJ, Hawkey LC, et al. A short scale for measuring loneliness in large surveys: results from two population-based studies. *Res Aging* 2004; 26: 655.
 29. Rabin R and De Charro F. EQ-5D: a measure of health status from the EuroQol Group. *Ann Med* 2001; 33: 337–343.
 30. Lamoureux EL, Pesudovs K, Thumboo J, et al. An evaluation of the reliability and validity of the Visual Functioning Questionnaire (VF-11) using Rasch analysis in an Asian population. *Invest Ophthalmol Vis Sci* 2009; 50: 2607–2613.
 31. Crawford JR and Henry JD. The Positive and Negative Affect Schedule (PANAS): construct validity, measurement properties and normative data in a large non-clinical sample. *Br J Clin Psychol* 2004; 43: 245–265.
 32. Diener E, Pressman SD, Hunter J, et al. If, why, and when subjective well-being influences health, and future needed research. *Appl Psychol Health Well Being* 2017; 9: 133–167.
 33. Diehl M and Hay EL. Risk and resilience factors in coping with daily stress in adulthood: the role of age, self-concept incoherence, and personal control. *Dev Psychol* 2010; 46: 1132.
 34. Watson D and Pennebaker JW. Health complaints, stress, and distress: exploring the central role of negative affectivity. *Psychol Rev* 1989; 96: 234–254.
 35. Jackson ML, Bassett K and Nirmalan PK. Charles Bonnet hallucinations: natural history and risk factors. *Int Congr Ser* 2005; 1282: 592–595.
 36. Menon GJ, Rahman I, Menon SJ, et al. Complex visual hallucinations in the visually impaired: the Charles Bonnet syndrome. *Surv Ophthalmol* 2003; 48: 58–72.
 37. Brunes A, Hansen MB and Heir T. Post-traumatic stress reactions among individuals with visual impairments: a systematic review. *Disabil Rehabil* 2019; 41: 2111–2118.
 38. Kodjebacheva G, Coleman AL, Ensrud KE, et al. Reliability and validity of abbreviated surveys derived from the National Eye Institute Visual Function Questionnaire: the study of osteoporotic fractures. *Am J Ophthalmol* 2010; 149: 330–340.
 39. Randeblad P, Singh A and Peters D. Charles Bonnet syndrome adversely affects vision-related quality of life in glaucoma patients. *Ophthalmol Glaucoma*. Epub ahead of print 2023. DOI: 10.1016/j.ogla.2023.07.001.
 40. Peters D, Molander S, Lomo T, et al. Charles Bonnet syndrome in patients with open-angle glaucoma: prevalence and correlation to visual field loss. *Ophthalmol Glaucoma* 2022; 5: 337–344.