



# City Research Online

## City St George's, University of London

**Citation:** Guerrieri, A., Häring, K. & Su, N. (2026). From data to the analytic S-matrix: A Bootstrap fit of the pion scattering amplitude. *SciPost Physics*, 20(2), 034. doi: 10.21468/scipostphys.20.2.034

This is the published version of the paper.

This version of the publication may differ from the final published version. To cite this item please consult the publisher's version.

**Permanent repository link:** <https://openaccess.city.ac.uk/id/eprint/36967/>

**Link to published version:** <https://doi.org/10.21468/scipostphys.20.2.034>

**Copyright and Reuse:** Copyright and Moral Rights remain with the author(s) and/or copyright holders. Copies of full items can be used for personal research or study, educational, or not-for-profit purposes without prior permission or charge, unless otherwise indicated, provided that the authors, title and full bibliographic details are credited, a hyperlink and/or URL is given for the original metadata page and the content is not changed in any way. For full details of reuse please refer to [City Research Online policy](#).

# From data to the analytic S-matrix: A bootstrap fit of the pion scattering amplitude

Andrea Guerrieri<sup>1,2,3,4</sup>, Kelian Häring<sup>1,5,6</sup> and Ning Su<sup>7,8</sup>

1 CERN, Theoretical Physics Department, CH-1211 Geneva 23, Switzerland

2 Department of Mathematics, City, University of London,  
Northampton Square, EC1V 0HB, London, UK

3 Perimeter Institute for Theoretical Physics, 31 Caroline St N Waterloo,  
Ontario N2L 2Y5, Canada

4 Dipartimento di Fisica e Astronomia, Università degli Studi di Padova, Italy

5 Institute for Theoretical Physics, University of Amsterdam,  
1090 GL Amsterdam, The Netherlands

6 Fields and Strings Laboratory, Institute of Physics,  
École Polytechnique Fédérale de Lausanne (EPFL),  
CH-1015 Lausanne, Switzerland

7 Walter Burke Institute for Theoretical Physics, Caltech,  
Pasadena, California 91125, USA

8 Department of Physics, Massachusetts Institute of Technology,  
Cambridge, MA 02139, USA

## Abstract

Quantum Chromodynamics (QCD) governs the strong interactions of hadrons, but extracting its physical spectrum remains a significant challenge due to its non-perturbative nature. In this Letter, we introduce a novel data-driven approach that systematically enforces the fundamental principles of *analyticity*, *crossing symmetry*, and *unitarity* while fitting experimental data. Our *Bootstrap Fit* method combines *S-matrix Bootstrap techniques* with *non-convex numerical optimization*, allowing for the construction of a scattering amplitude that adheres to first-principles constraints. We apply this framework to pion-pion scattering, demonstrating that it accurately reproduces low-energy predictions from Chiral Perturbation Theory ( $\chi$ PT) while also providing a non-perturbative determination of the total cross-section that is consistent with experiment. A key feature of our approach is its ability to dynamically generate physical states, yielding a spectrum of resonances consistent with QCD. Most notably, we predict the existence of a *genuine doubly charged tetraquark resonance* around 2 GeV, which could be observed in B-meson decays at LHCb. These results establish a robust new pathway for extracting hadronic properties directly from scattering data while enforcing fundamental physical constraints.



Copyright A. Guerrieri *et al.*

This work is licensed under the Creative Commons

[Attribution 4.0 International License](https://creativecommons.org/licenses/by/4.0/).

Published by the SciPost Foundation.

Received 2025-10-07

Accepted 2025-12-16

Published 2026-02-09

doi:[10.21468/SciPostPhys.20.2.034](https://doi.org/10.21468/SciPostPhys.20.2.034)



Check for  
updates

## Contents

1 Introduction

2

<b>2</b>	<b>Building the fit model</b>	<b>4</b>
2.1	The analytic bootstrap ansatz	5
2.2	The unitarity constraints	5
2.3	Soft theorems and spectrum assumptions	6
2.4	The target functional	7
<b>3</b>	<b>Gradient free optimization and particle swarm</b>	<b>8</b>
<b>4</b>	<b>Bootstrap fit results</b>	<b>9</b>
<b>5</b>	<b>Predictions</b>	<b>11</b>
5.1	Amplitude below threshold	11
5.2	The $D_2$ partial wave	12
5.3	Spectrum	13
5.4	The tetraquark	14
5.5	High energy	15
<b>6</b>	<b>Discussion and outlook</b>	<b>16</b>
<b>A</b>	<b>Details of the S-matrix bootstrap numerics</b>	<b>20</b>
<b>B</b>	<b>Particle swarm implementation</b>	<b>21</b>
<b>C</b>	<b>More computations for various foliation parameters</b>	<b>23</b>
	<b>References</b>	<b>23</b>

---

## 1 Introduction

Scattering amplitudes are fundamental objects in quantum field theory. They contain information about the interaction among elementary particles and connect theoretical predictions with experimental observations. In strongly coupled theories such as Quantum Chromodynamics (QCD), the analytic structure of scattering amplitudes reveals crucial insights into hadronic states and resonances. However, extracting precise physical information from scattering data remains a formidable challenge due to the inherently strongly coupled nature of QCD at low energies.

The non-perturbative S-matrix Bootstrap [1, 2] provides a powerful, first-principles framework for studying hadronic amplitudes in a model-independent way, enforcing key physical constraints such as analyticity, crossing symmetry, and unitarity. It has been widely used to explore the spaces of scattering amplitudes, but it has not yet been applied to directly fit experimental data. In this work, we take a step in this direction by introducing the *Bootstrap Fit*, a method that integrates Bootstrap methods with non-convex optimization to extract hadronic properties while maintaining theoretical consistency.

Unlike traditional approaches such as Roy equations [3, 4], which generally rely on fixed  $t$  dispersion relations and can only be used in a limited low-energy domain, our method offers a fully non-perturbative way to extract scattering amplitudes at all energies. By enforcing analyticity, crossing symmetry, and unitarity while fitting experimental data, the Bootstrap Fit provides a new pathway for modeling strong interactions without relying on perturbation theory and exploring its properties across all energies.




Figure 1: The vertical extent of each box represents the uncertainty in the mass determination, while the horizontal width corresponds to  $\Gamma/2$  with  $\Gamma$  being the particle’s decay width (uncertainties in the width are not shown). Mass and width are expressed in the same units. The gray boxes indicate the experimental spectrum, whereas the red boxes correspond to our Bootstrap estimate. Particles marked with an asterisk are still subject to numerical systematics, as discussed in Section 5.

As a proof of concept, we perform this fit on pion-pion ( $\pi\pi$ ) scattering, one of the most fundamental processes in QCD. Pions, as pseudo-Goldstone bosons of chiral symmetry breaking, provide an ideal testing ground for non-perturbative techniques. Using this novel approach, we achieve the following key results:

- (i) Accurate low-energy predictions, consistent with Chiral Perturbation Theory ( $\chi$ PT).
- (ii) Non-perturbative extraction of the total cross-section, in agreement with experimental data.
- (iii) Self-consistent generation of QCD resonances, including the well-known states that couple to pions.
- (iv) A concrete, experimentally testable prediction: a genuine doubly charged tetraquark resonance around 2 GeV, potentially observable in B-meson decays at LHCb.

Our method offers a systematic, data-driven strategy for modeling QCD amplitudes while rigorously enforcing fundamental constraints. These results pave the way for future applications of Bootstrap methods in other hadronic scattering processes.

Our starting point is to consider the scattering amplitude of gapped pions. For simplicity, we choose the units by setting  $m_\pi = 1$ , neglecting isospin-breaking effects. In this setup, pions belong to the vector representation of  $O(3)$ , and the  $2 \rightarrow 2$  scattering amplitude  $\pi^a \pi^b \rightarrow \pi^c \pi^d$  takes the form:

$$\mathcal{T}_{ab}^{cd}(s, t, u) = \mathcal{A}(s|t, u)\delta_{ab}\delta^{cd} + \mathcal{A}(t|s, u)\delta_a^c\delta_b^d + \mathcal{A}(u|s, t)\delta_a^d\delta_b^c, \quad (1)$$

where  $s, t, u$  are the Mandelstam variables and  $s+t+u=4$ . By crossing symmetry, we also have  $\mathcal{A}(s|t, u) = \mathcal{A}(s|u, t)$ .

Pions are the lightest states of the QCD spectrum. A two-particle  $\pi\pi$  state has  $G$ -parity  $G = +1$ , and parity  $P = (-1)^J$ , where  $J$  is the spin of the particle. Only resonances with the same quantum numbers can be produced in a scattering experiment. In figure 1, the experimentally observed spectrum below 1.4 GeV is represented with gray boxes, adding only

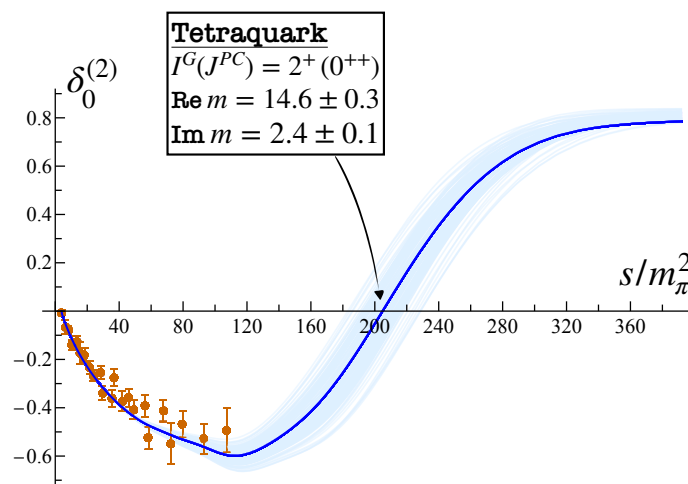


Figure 2: High-energy behavior of the  $S_2$  partial wave phase shift. The blue curve represents our best fit, while the light blue region includes amplitudes with sub-optimal  $\chi^2$  values (see Section 4). The phase shift exhibits a distinctive jump around  $s \approx 200$ , indicating the presence of a resonance. In the inset, we extract the mass parameter as  $m = \sqrt{s^*}$ , where  $s^*$  is the location of the zero in the complex  $s$ -plane of  $S_0^{(2)}(s)$ . All quantities are expressed in units of  $m_\pi = 1$ .

the  $\rho_3$  above this energy.<sup>1</sup> From the amplitude  $\mathcal{T}_{ab}^{cd}(s, t, u)$  constructed following the Bootstrap Fit procedure, we predict the spectrum and the low-energy parameters. In figure 1, we present in red the Bootstrap estimate of the spectrum. Both the mass and the width of the resonances match the experimental measurements, except for those denoted by an asterisk still affected by numerical systematics. The last column has the exotic quantum numbers  $2^+(0^{++})$ . There is no such state in the PDG [5]. With its  $I = 2$  quantum number, this state is a genuine *Tetraquark* [6,7], predicted at  $\sim 2$  GeV with a width of 600 MeV. As a prelude to our results, in figure 2 we show the predicted phase shift in the  $S_2$  wave. At first glance, it would be difficult to anticipate from the experimental data that the phase shift would reverse direction at higher energies. This behavior is a genuine prediction of our Bootstrap procedure which incorporates full crossing and unitarity of the scattering amplitude. Before discussing in detail the physics of this amplitude we shall describe the steps of our strategy.

The rest of this paper is structured as follows. In Section 2, we discuss the S-matrix Bootstrap ansatz, where we solve a semi-definite optimization problem to construct a candidate amplitude  $\mathcal{A}_\Theta^{\text{ansatz}}(s|t, u)$  depending on a small set of free parameters  $\Theta$ . Section 3 describes our Particle Swarm Optimization (PSO) algorithm, which minimizes the  $\chi^2$  function for the parameters  $\Theta$  by comparing it with experimental and lattice data. In Section 4, we present the results of our Bootstrap Fit. We then test our amplitude in Section 5 against Chiral Perturbation Theory ( $\chi$ PT) and other experimental data, finding strong agreement. Finally, in Section 6, we discuss potential improvements and future research directions.

## 2 Building the fit model

A key element of our methods is the numerical non-perturbative S-matrix bootstrap. This method was introduced in [1,2] as a way to study the space of amplitude, deriving bounds on

<sup>1</sup>To express the spectrum in dimensionless units we use  $m_\pi = 137.3$  MeV, the average between charged and neutral pions.

low-energy observables. It has since been applied in various physical systems [8–25]. Specifically, its application to the scattering amplitudes of pions was revived in [26] and extended to the massless case in [27]. In [28], the authors refined the allowed region found in [26] using additional positivity constraints at low energy. By performing hypothesis testing using relative entropy, they selected the region of low energy parameters that matches QCD low energy data and  $\chi$ PT. In [29], they extracted the spectrum finding hints of emerging Regge trajectories. In [30, 31], the authors used several low energy constraints below the two-particle threshold, and form factors constraints computed in perturbative QCD at energy above 2 GeV, to select a region in parameter space that nicely agrees with experimental phase shifts and low energy data. Simultaneously, the Bootstrap of large- $N$   $\pi\pi$  amplitudes was kicked off in [32] and [33], and generalized by including photons and matching with the chiral anomaly in [34]. Finally, including a minimal amount of spectrum assumptions, a Bootstrap candidate for the large- $N$  QCD amplitude was found in [35].

In the following, we layout the S-matrix Bootstrap construction of the non-perturbative  $\pi\pi$  scattering amplitude used in this Letter.

## 2.1 The analytic bootstrap ansatz

We parametrize the pion amplitude with the  $\rho$ -ansatz [2, 26] constructed to be analytic and crossing symmetric.<sup>2</sup> For our problem, it is convenient to introduce an extended version of the  $\rho$ -ansatz, the *multi-foliation* ansatz. We call *foliation*, a sum of the form

$$\mathcal{F}_\sigma^N(s|t, u) = \sum_{0 \leq n+m \leq N} \alpha_{n,m}^{(\sigma)} \rho_\sigma(s)^n (\rho_\sigma(t)^m + \rho_\sigma(u)^m) + \sum_{\substack{n+m \leq N \\ 1 \leq n \leq m}} \beta_{n,m}^{(\sigma)} (\rho_\sigma(t)^n \rho_\sigma(u)^m + \rho_\sigma(u)^n \rho_\sigma(t)^m), \quad (2)$$

where  $\rho_\sigma(s) = \frac{\sqrt{\sigma-4}-\sqrt{4-s}}{\sqrt{\sigma-4}+\sqrt{4-s}}$  is a conformal map from the cut plane to the unit disk with center  $\rho_\sigma(8-\sigma) = 0$ .  $\mathcal{F}_\sigma^N(s|t, u)$  is manifestly symmetric in  $t, u$  which automatically enforces crossing symmetry. The multi-foliation ansatz is then obtained by summing over different centers  $\sigma \in \Sigma$

$$\mathcal{A}^{\text{ansatz}}(s|t, u) = \sum_{\sigma \in \Sigma} \mathcal{F}_\sigma^N(s|t, u). \quad (3)$$

The intuition behind this operation is simple. A single foliation  $\mathcal{F}_\sigma^N$  approximates best the amplitude in the region  $|s| \approx \sigma$ . For single-scale problems, tuning  $\sigma$  to the desired scale is enough to achieve fast convergence [18, 22].<sup>3</sup>

The pion amplitude is a multi-scale function: it features chiral physics at the scale  $s \approx 1$ , several sharp resonances of different spin at  $s \propto \Lambda_{QCD}^2$  between  $s \approx 30$  and  $s \approx 100$ , and inelastic effects kicking in at the  $K\bar{K}$  threshold  $s \approx 50$ .<sup>4</sup> Therefore, we choose  $\Sigma = \{20/3, 30, 50, 86\}$ . We detail the numerical implementation in Appendix A.

## 2.2 The unitarity constraints

The ansatz (3) is not manifestly unitary for arbitrary values of the free parameters  $\alpha_{n,m}^{(\sigma)}$  and  $\beta_{n,m}^{(\sigma)}$ . We impose unitarity as a numerical constraint on those coefficients. This is conveniently performed by projecting the amplitude on a set of partial waves diagonalizing the amplitude in

<sup>2</sup>Here we assume maximal analyticity. See [21, 36, 37] for a complementary Bootstrap approach that uses only the rigorous analyticity domain proven by Martin [38].

<sup>3</sup>By fast convergence we mean that there is a  $\sigma$  which minimizes the difference between the true amplitude and the foliation  $|\mathcal{A} - \mathcal{F}_\sigma^N|$  at fixed  $N$ .

<sup>4</sup>It is also possible to consider foliations with different branch points. This might help to encapsulate the  $K\bar{K}$  threshold, and obtain a better fit of the data (see also section 4).

angular momentum and flavor. First, we decompose the amplitude into the isospin channels

$$\mathcal{T}^{(0)}(s, t, u) = 3\mathcal{A}(s|t, u) + \mathcal{A}(t|s, u) + \mathcal{A}(u|s, t), \quad (4)$$

$$\mathcal{T}^{(1)}(s, t, u) = \mathcal{A}(t|s, u) - \mathcal{A}(u|s, t), \quad (5)$$

$$\mathcal{T}^{(2)}(s, t, u) = \mathcal{A}(t|s, u) + \mathcal{A}(u|s, t), \quad (6)$$

and then project into partial waves

$$t_\ell^{(I)}(s) = \frac{1}{32\pi} \int_{-1}^1 d\cos\theta P_\ell(\cos\theta) \mathcal{T}^{(I)}(s, \theta), \quad (7)$$

where  $\cos\theta = 1 + 2t/(s - 4)$ . Finally, unitarity for partial waves becomes the probability conservation condition  $|S_\ell^{(I)}| \leq 1$  for any  $s > 4$ , any  $\ell$ , and  $I$ , with  $S_\ell^{(I)} = 1 + i\sqrt{\frac{s-4}{s}}t_\ell^{(I)}$ .

Experimental data show a pronounced inelasticity around  $s \approx 50$  at the  $K\bar{K}$  threshold where the process  $\pi\pi \rightarrow K\bar{K}$  goes on-shell, especially in the  $S_0$  channel. The probability conservation must be then replaced by the stronger condition  $|S_\ell^{(I)}| \leq \eta_\ell^{(I)}$ . We impose this condition as an SDP inequality of the form<sup>5</sup>

$$\mathcal{U}_\ell^{(I)} = \begin{pmatrix} \eta_\ell(s) + \text{Im} S(s)_\ell & \text{Re} S(s)_\ell \\ \text{Re} S(s)_\ell & \eta_\ell(s) - \text{Im} S(s)_\ell \end{pmatrix} \succeq 0. \quad (8)$$

As for the functions  $\eta_\ell^{(I)}(s)$ , we use the mean value of the phenomenological parametrization for the ‘‘big-dip’’ scenario discussed in [42].<sup>6</sup> These functions should be regarded as an additional phenomenological input.<sup>7</sup>

### 2.3 Soft theorems and spectrum assumptions

In [26], it was shown that the low energy parameters of the pion amplitude, such as scattering lengths, are well inside the allowed region determined by the general S-matrix Bootstrap constraints. To restrict the allowed region, it is necessary to impose additional conditions on the amplitude. To this end, we consider two types of constraints: *soft theorems*, and *spectrum assumptions*.

Soft theorems are the consequence of spontaneously broken chiral symmetry. If pions were massless, the amplitude would vanish  $\mathcal{A} \rightarrow 0$  when any of the momenta of the particles become soft. As the pions are massive, this behavior is corrected by quantum effects and is no longer exact [44]. Nevertheless, the existence of low energy zeroes in the partial waves is a prediction of  $\chi$ PT [45]. For this reason, we impose that  $t_0^{(0)}(z_0) = 0$ , and  $t_0^{(2)}(z_2) = 0$  for some  $0 \leq z_0, z_2 \leq 4$ . We refer to these constraints as *chiral zeroes* conditions.<sup>8</sup>

The physical spectrum is encoded into the position of pole singularities in the second sheet of the  $2 \rightarrow 2$  scattering amplitude. Using the elastic unitarity condition, it is possible to relate those resonance poles to zeros of the S-matrix (not the amplitude!) in the first sheet.

To make an assumption on the spectrum, we impose conditions of the form  $S_\ell^{(I)}(s_R) = 0$ , which we call *resonance zeros*, where  $s_R$  is the complex mass squared of the particle and  $(\ell, I)$  its quantum numbers.

<sup>5</sup>The effect of inelastic constraints in the S-matrix Bootstrap has been discussed in [39]. The Bootstrap of full multi-particle processes has been only recently developed for branon scattering amplitudes in two space-time dimensions [40]. Inelasticities were also obtained as an output of a Bootstrap procedure in [41].

<sup>6</sup>For simplicity, we do not take into account the error on this parametrization.

<sup>7</sup>It would be interesting to consider the general mixed system of pions and kaons, and obtain the inelasticity as a result of the procedure. See [10, 12, 43] for S-matrix Bootstrap works on mixed-amplitudes.

<sup>8</sup>At tree-level in  $\chi$ PT:  $z_0 = 1/2$ , and  $z_2 = 2$ .

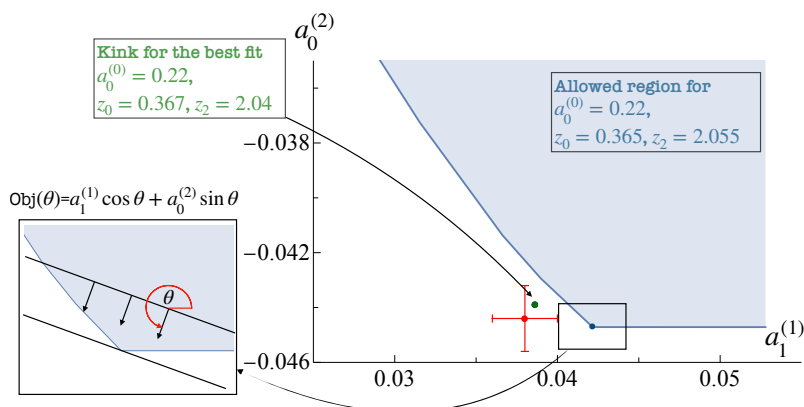


Figure 3: Examples of kinks in the space of scattering lengths  $a_0^{(0)}, a_1^{(1)}$ . In blue, we show the kink and corresponding allowed region obtained in [26]. This kink and its allowed region depend on three parameters:  $\{a_0^{(0)}, z_0, z_2\}$ . In green, we show the position of the kink for the best-fit parameters obtained in this manuscript. The red point and error bars represent the experimental measurement; see also Table 2. We observe that while the kink obtained in [26] is inconsistent with the experimental data, the best-fit kink found here is consistent with it. On the left, we represent the target functional for  $\theta = 25\pi/18$ .

In this work, we assume the existence of four resonances: one for the  $\rho(770)$  in the  $P$  wave, the two  $f_0$ 's in the  $S_0$ ,<sup>9</sup> and one  $f_2$  in the  $S_2$  wave. We only assume a minimal spectrum. All other resonances are not put in by hand but emerge dynamically from the fit, appearing as zeros of the  $S$ -matrix in the partial waves.

Finally, we stress that we remain agnostic about the numerical values of both chiral and resonance zeros. Their positions are predictions of the fit.

### 2.4 The target functional

The final step in constructing our fit model is selecting the Bootstrap target functional. While there are, in principle, infinitely many possible choices, not all are equivalent. For our purposes, we found it convenient to adopt the approach developed in [26]. To illustrate why, consider the most general ansatz (3). Assigning specific values to the  $S_0$  scattering length<sup>10</sup>  $a_0^{(0)}$  and the chiral zeros  $z_0$  and  $z_2$ , we find that the allowed region for the  $\{a_1^{(1)}, a_0^{(2)}\}$  scattering lengths exhibits a kink, as shown in figure 3. Changing the values of the  $\{a_0^{(0)}, z_0, z_2\}$  parameters, it is possible to move this kink closer to the experimentally measured scattering lengths (the red point in figure 3). When this occurs, the extremal amplitude at the kink closely resembles the pion amplitude.

In this case, the scattering lengths and subleading threshold coefficients align well with experimental data, and the corresponding amplitude contains both the  $\sigma$ , and the  $\rho$  resonances. However, although the  $\sigma$  position agrees with the data, the  $\rho$  width is larger than observed experimentally.<sup>11</sup> This suggests that by adding the spectral assumption, it may be possible to develop a robust fit ansatz for the pion amplitude.

<sup>9</sup>We call the resonances  $f_0, f_0', f_0'', \dots$  to differentiate them. We will use similar notation in other channels. In the  $S_0$  channel, we do not include the  $\sigma$  in this list.

<sup>10</sup>Scattering lengths are defined from the threshold expansion of the partial amplitudes  $\text{Re } t_\ell^{(i)}(s) = 2k^{2\ell}(a_\ell^{(i)} + k^2 b_\ell^{(i)} + \dots)$ , where  $k^2 = s/4 - 1$  is the center of mass momentum.

<sup>11</sup>We tried to fine-tune the triplet  $\{a_0^{(0)}, z_0, z_2\}$  to match the experimental values of  $\sigma$  and  $\rho$ , but without success. We conjecture that by fine-tuning additional low energy constants it would be possible to generate the  $\rho$  in the correct position dynamically.

The Bootstrap problem formulated to construct the fit model for the pion amplitude can be summarized as follows.

<b>Fit Ansatz</b>	
Given	$\Theta = \left\{ \theta, a_0^{(0)}, z_0, z_2, m_\rho^2, m_{f_0}^2, m_{f_0'}^2, m_{f_2}^2 \right\}.$
Maximize in $\mathcal{A}^{\text{ansatz}}(s, t, u)$	$\text{Obj}(\theta),$
constr. by	$t_0^{(0)}(4) = 2a_0^{(0)}, \quad t_0^{(0)}(z_0) = 0, \quad t_0^{(2)}(z_2) = 0,$ $S_1^{(1)}(m_\rho^2) = 0, \quad S_0^{(0)}(m_{f_0}^2) = 0,$ $S_0^{(0)}(m_{f_0'}^2) = 0, \quad S_2^{(0)}(m_{f_2}^2) = 0,$
$s \geq 4,$	$\mathcal{U}_\ell^{(I)} \geq 0, \quad \text{for } \ell \in \mathbb{N}, I = 0, 1, 2.$

The objective we maximize is given by the linear combination

$$\text{Obj}(\theta) = a_1^{(1)} \cos \theta + a_0^{(2)} \sin \theta, \tag{10}$$

which depends on the angle  $\theta$ . This objective is a *normal* functional and is effective at selecting “kinks” [11]. To understand this, note that this objective maximizes the amplitude in the  $\{a_0^{(0)}, a_1^{(1)}\}$  space at a point where the tangent vector is orthogonal to  $(a_1^{(1)} \cos \theta, a_0^{(2)} \sin \theta)$ . At a kink, where multiple tangents exist, many normal functionals naturally converge to the kink point. For  $\pi < \theta < 3\pi/2$ , this functional span the boundary of the allowed blue region in figure 3. In the left inset, we show a typical choice of angle  $\theta$  that will select the kink in the  $\{a_0^{(0)}, a_1^{(1)}\}$  space.<sup>12</sup>

The quantities collectively denoted by  $\Theta$  are the parameters of the fit and the input for the optimization problem (9). In this problem, four parameters  $\theta, a_0^{(0)}, z_0, z_2$  are real, while the mass square are complex. Their real and imaginary parts correspond respectively to the physical mass and width of the resonance. In total, the size of the parameter set in  $|\Theta| = 12$ . We solve this problem using the standard SDPB solver [46, 47]. The corresponding extremal amplitude depends on the choice of  $\Theta$ . Next, we will explain how to optimize on  $\Theta$ .

### 3 Gradient free optimization and particle swarm

For any choice of  $\Theta$ , the optimal solution of the Bootstrap problem (9) yields a model for the scattering amplitude  $\mathcal{A}_\Theta^{\text{ansatz}}(s|t, u)$ . To choose  $\Theta$ , we construct the  $\chi^2(\Theta)$  using the Bootstrap amplitude and the experimental data, and we minimize it. The dependence of the model  $\mathcal{A}_\Theta^{\text{ansatz}}(s|t, u)$  is non-linear in  $\Theta$ , hence we expect the  $\chi^2(\Theta)$  to be a non-convex function.

In this Letter, we explore an algorithm especially suited to this class of problems, the Particle Swarm Optimization algorithm (PSO) [48].<sup>13</sup> The PSO is a standard algorithm designed for solving non-convex problems, with a wide range of applications—see [49] for an introduction. The PSO is also gradient-free and does not require the computation of derivatives of the Bootstrap solution in  $\Theta$ .<sup>14</sup>

<sup>12</sup>We could consider a different objective  $\text{Obj}'(\theta, \phi) = a_0^{(0)} \cos \phi \sin \theta + a_0^{(2)} \sin \phi \sin \theta + a_1^{(1)} \cos \theta$ , and replace the  $a_0^{(0)}$  parameter in (9) with a new angle  $\phi$ . This would lead to an equivalent formulation of the Bootstrap ansatz (9). From this view, it is evident we are moving along the two-dimensional boundary of the three-dimensional parameter space of the scattering lengths. This can be generalized by adding an arbitrary number of low energy observables, which amounts to scanning over a larger space of amplitudes.

<sup>13</sup>We are grateful to Balt van Rees for pointing out this method.

<sup>14</sup>As explained in [50], it is possible to efficiently compute the gradient of a Bootstrap problem solved with the interior point method as the one implemented in SDPB.

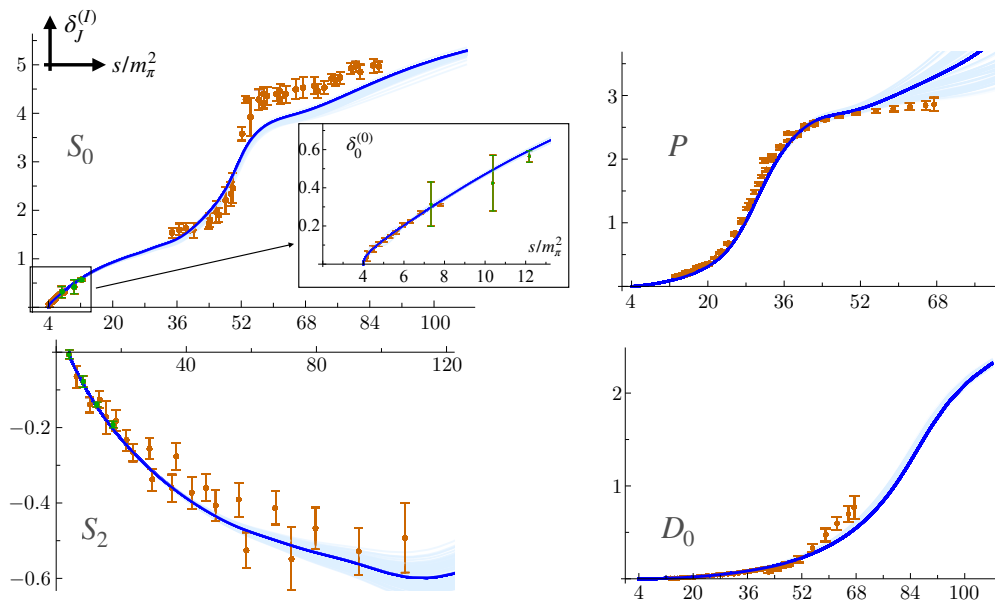


Figure 4: The four channels used to fit the pion amplitude. The points respectively in orange and green are experimental and lattice data. The thick blue curve is the best fit, the light blue cloud is given by all the curves with sub-optimal  $\chi^2$ . Notation:  $S_0$  stands for the  $(I, \ell) = (0, 0)$  channel,  $P$  for the  $(1, 1)$ ,  $S_2$  for the  $(2, 0)$ , and  $D_0$  for the  $(0, 2)$ .

We start with  $n_p$  particles at random positions  $\Theta_0^{(i)}$  to which we assign random velocities  $v_0^{(i)}$ . At step  $n$ , we update their positions following the rule

$$\begin{aligned} v_{n+1}^{(i)} &= \omega v_n^{(i)} + c_1 r_1 (\Theta_n^{(i)} - X_n^{(i)}) + c_2 r_2 (\Theta_n^{(i)} - Y_n), \\ \Theta_{n+1}^{(i)} &= \Theta_n^{(i)} + v_{n+1}^{(i)}. \end{aligned} \tag{11}$$

The velocity of the  $i$ -th particle at step  $n+1$  is thus a linear combination of its previous velocity, the distance to its position with the lowest  $\chi^2$ , denoted by  $X_n^{(i)}$  and the distance with the overall best position among all particles  $Y_n$ . At each step, we first compute the  $\chi^2(\Theta_n^{(i)})$  for each particle, then evaluate the various parameters to perform the step.

Three parameters control the algorithm performance: the inertia  $\omega$ , the cognitive coefficient  $c_1$ , and the cooperation coefficient  $c_2$ .<sup>15</sup> The convergence property of the algorithm depends on the choice of these three coefficients.<sup>16</sup> The details of our implementation of the PSO algorithm, which contains an additional adaptive velocity prescription as in [51], can be found in Appendix B.

## 4 Bootstrap fit results

We construct the  $\chi^2(\Theta)$

$$\chi^2(\Theta) = \sum_{i \in \text{data set}} \left( \frac{\delta_i^{\text{exp}} - \delta_{\Theta}^{\text{Ansatz}}(s_i)}{\Delta \delta_i^{\text{exp}}} \right)^2, \tag{12}$$

using experimental and lattice phase shifts  $\delta_i^{\text{exp}}$ , where the index  $i$  stands collectively for the quantum numbers  $(I, \ell) = \{(0, 0), (1, 1), (2, 0), (0, 2)\}$ , and the energy  $s_i$  of the measurement.

<sup>15</sup>The  $r_{1,2}$  are random numbers uniformly distributed between  $[0, 1]$ , and are drawn at each step.

<sup>16</sup>In other versions of the algorithm, those parameters can be promoted to be dynamical.

Table 1: Our estimate of the fit parameter compared and corresponding values quoted in the literature. Experimental values of the resonances are given by the PDG average [5].

$\Theta$	Bootstrap Fit	Literature
$a_0^{(0)}$	$0.217 \pm 0.002$	$0.2196 \pm 0.0034$ [58]
$z_0$	$0.368 \pm 0.008$	
$z_2$	$2.040 \pm 0.004$	
$m_\rho$	$(5.546 \pm 0.005)$ $+i(0.538 \pm 0.002)$	$(5.555 \pm 0.015)$ $+i(0.528 \pm 0.013)$
$m_{f_0}$	$(7.18 \pm 0.04) + i(0.26 \pm 0.02)$	$(7.25 \pm 0.11) + i(0.21 \pm 0.07)$
$m_{f'_0}$	$(9.8 \pm 0.2) + i(1.7 \pm 0.1)$	$(9.8 \pm 0.7) + i(1.3 \pm 0.9)$
$m_{f_2}$	$(9.26 \pm 0.03) + i(0.69 \pm 0.04)$	$(9.26 \pm 0.08) + i(0.73 \pm 0.08)$
$\theta/\pi$	$1.328 \pm 0.026$	

Our ansatz for the phase shift is obtained by projecting  $\mathcal{A}_\Theta^{\text{ansatz}}$  in partial waves and using the definition  $S_\Theta = |S_\Theta| \exp(2i\delta_\Theta)$ .

The input data used in (12) are from [52–56], except for the  $S_0$  wave. The data in the  $S_0$  channel above  $s \approx 20$  extracted from the old experiments are often incompatible and suffer from unknown systematic errors. Following [57], we used only a selection of data points.<sup>17</sup> Close to the threshold, the experimental situation was cleared by the CERN experiment NA48/2 [58]. We also include lattice data from the RBC and UKQCD collaborations in the  $S_0$  and  $S_2$  channels extrapolated at the physical pion mass [59].<sup>18</sup>

The result of the Bootstrap fit is shown in figure 4. The orange data points are experimental, the green are taken from the lattice. The dark blue curve is the best fit with minimum  $\chi^2(\Theta) \approx 40$ . We do not assign a statistical meaning to the value of the  $\chi^2$ , but take it as a likelihood measure. The largest contribution to the  $\chi^2$  comes from the  $P$  wave, with  $\chi^2 \approx 30$ , where the experimental error is almost negligible. We plan to investigate this channel with more care in the future, replacing the phase shift data with the determination from the pion form factors [60, 61], and with lattice extrapolations [62]. The second largest contribution of order ten is due to the  $S_0$  wave. Here we observe a systematic error in reproducing the phase above the  $K\bar{K}$  threshold  $s \approx 50$  (the  $\chi^2$  below this energy is of order one). We believe this is due to the lack of an explicit threshold in our ansatz at that scale, as corroborated by the slower convergence of the Bootstrap problem, see also Appendix A. Both  $S_2$  and  $D_0$  waves have  $\chi^2$  of order one.

We run the PSO algorithm for  $N_{\text{iter}} = 60$  steps, using  $n_p = 10$  particles. We explore 600 points in the  $\Theta$  parameter space and at each point, we construct the full analytic amplitude solving the Bootstrap problem (9). To estimate errors we consider a subset of amplitudes, and compute the weighted average using the value of the  $\chi^2$ . We observe that 50% of our set have  $\chi^2 < 100$ , and 15% have  $\chi^2 < 50$ . We compare the errors estimated using these two cutoffs and find that those obtained with the looser one are a factor of two larger. The light-blue curves in figure 4 are drawn from amplitudes with  $\chi^2(\Theta) < 50$ . In the remainder of this paper, we will follow the same color scheme.

<sup>17</sup>We are grateful to Jose Ramon Pelaez for highlighting this point.

<sup>18</sup>For the lattice data points, the errors on the phase shift and the energy are strongly correlated. We do not include this effect in this work. In this case, we use the isospin symmetric value of the pion mass  $m_\pi = 135$  MeV to express energies in dimensionless units.

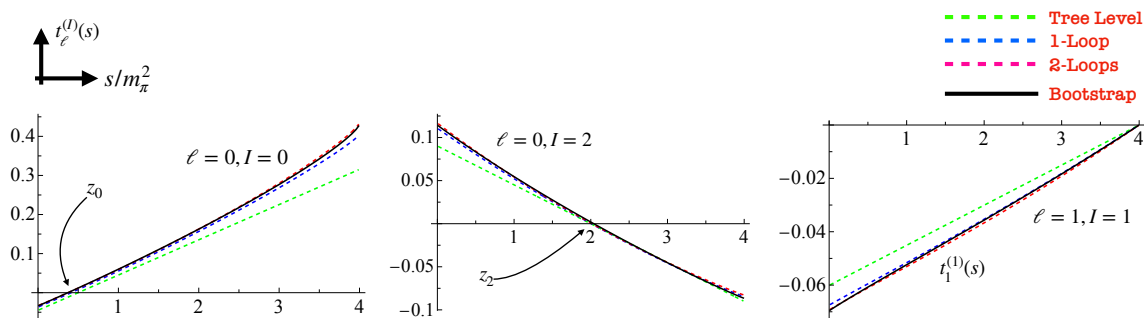


Figure 5: Partial wave amplitudes  $t_\ell^{(I)}$  in the real strip  $0 < s < 4$ . The black line is the Bootstrap prediction, dashed lines are different approximations from  $\chi$ PT [63].

In the inset in figure 4, we zoom in on the NA48/2 and lattice data close to the threshold. The point at the kaon mass  $s \approx 12$  is from lattice [59]. This point is crucial to help stabilize the amplitude between the threshold and the cluster of points around  $s \approx 40$ .

In Table 1, we list our estimate for the fit parameters and the corresponding errors. The error in this table is conservative and estimated using all the points with  $\chi^2(\Theta) < 100$  corresponding to half of the whole dataset of amplitudes produced.

Beyond the statistical error, there are three more sources of systematics. The first concerns the convergence of the Bootstrap model  $\mathcal{A}_\Theta^{\text{ansatz}}(s|t, u)$  in equation (3) that depends on  $N_{\text{vars}}$  the number of free variables  $\alpha_{n,m}^{(\sigma)}$ , and  $\beta_{n,m}^{(\sigma)}$ . We used two ansatzes respectively with  $N_{\text{vars}} = 397$  and  $N_{\text{vars}} = 547$ . All the results we quote in this paper are taken from the latter.<sup>19</sup> The difference between the fit parameters estimated from the two ansatzes is comparable with the statistical error unless stated otherwise. The second source comes from the PSO search algorithm, which does not guarantee finding the global minimum. We checked the stability of our fit by performing different searches varying the search parameters that produced almost the same result. The last source of systematics comes from the choice of the Bootstrap functional. In this case, we have tested an alternative Bootstrap formulation obtaining the same fit.

## 5 Predictions

The advantage of our strategy is that the result of the fit is a full analytic amplitude. Next, we study its properties away from the region directly constrained by the fit.

### 5.1 Amplitude below threshold

The  $\chi$ PT expansion is a reliable approximation of the pion amplitude at low energy. In figure 5, we plot the partial waves  $t_0^{(0)}$ ,  $t_0^{(2)}$ , and  $t_1^{(1)}$  of our best fit (the solid black line) in the sub-threshold region  $0 < s < 4$ , and we compare it with perturbation theory [63]. The tree level, denoted with the dashed green line is given by

$$t_0^{(0)} = \frac{2s - 1}{32\pi f_\pi^2}, \quad t_1^{(1)} = \frac{s - 4}{96\pi f_\pi^2}, \quad t_0^{(2)} = \frac{2 - s}{16\pi f_\pi^2}, \quad (13)$$

where  $f_\pi$  is the pion decay constant. The higher loop expressions are more involved and are also plotted in figure 5. The two chiral zeros  $z_0$ , and  $z_2$  are also visible in the figure. We emphasize that the only input in this region is the existence of the two chiral zeros, not their position.

<sup>19</sup>To demonstrate the numerical robustness of our physical predictions, we performed more runs using different foliation parameters. The detailed parameters and results are summarized in C.

Table 2: Except for the values of  $a_0^{(2)}$  taken from [58], all other threshold parameters are taken from [64].

	Bootstrap Fit	Literature
$a_0^{(2)}$	$(-0.432 \pm 0.001) \times 10^{-1}$	$(-0.444 \pm 0.012) \times 10^{-1}$
$a_1^{(1)}$	$(0.380 \pm 0.002) \times 10^{-1}$	$(0.379 \pm 0.05) \times 10^{-1}$
$b_0^{(0)}$	$0.265 \pm 0.030$	$0.276 \pm 0.006$
$b_0^{(2)}$	$(-0.797 \pm 0.002) \times 10^{-1}$	$(-0.803 \pm 0.012) \times 10^{-1}$
$b_1^{(1)}$	$(0.61 \pm 0.02) \times 10^{-2}$	$(0.57 \pm 0.01) \times 10^{-2}$
$a_2^{(0)}$	$(0.53 \pm 0.11) \times 10^{-2}$	$(0.175 \pm 0.003) \times 10^{-2}$
$a_2^{(2)}$	$(0.51 \pm 0.18) \times 10^{-3}$	$(0.170 \pm 0.013) \times 10^{-3}$
$a_3^{(1)}$	$(1.5 \pm 0.4) \times 10^{-4}$	$(0.56 \pm 0.02) \times 10^{-4}$

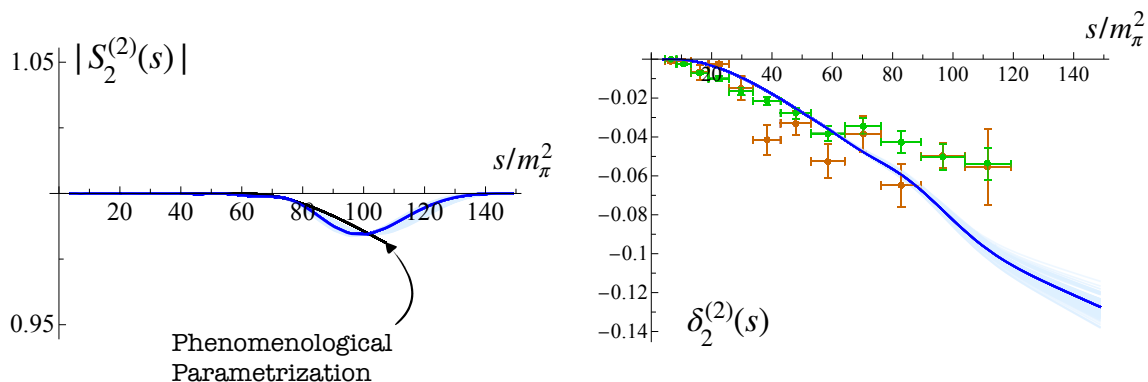


Figure 6: Top panel: Elasticity of the  $D_2$  wave as a function of  $s/m_\pi^2$ . The black line represents the parametrization from [57]. Bottom panel: Phase shift of the  $D_2$  wave compared with the available experimental data. The green and orange points correspond to the two possible phase determinations reported in [56].

Next, we extract the threshold parameters from our amplitude and compare them with the values of [64] in Table 2. We find a very nice agreement for the leading and sub-leading threshold coefficients for all waves below  $\ell = 2$ . The scattering lengths we extract are different for higher spins but of the same order. It would be interesting to investigate the reason for this discrepancy.

### 5.2 The $D_2$ partial wave

In figure 6, we plot the elasticity  $|S_2^{(2)}|$  and the  $\delta_2^{(2)}$  phase shift prediction. The color scheme follows the one defined in figure 4. The data for the phase shift are taken from [56], orange and green correspond to two possible determinations. We compare the elasticity profile with the phenomenological parametrization from [57]. It is interesting to notice a dip in the unitarity around  $s \approx 90$ . The dip is insensitive to Bootstrap systematics. We think that the emergent particle production in this channel is a consequence of the inelasticity profile injected in the  $D_0$  wave. This effect is compatible with our expectation that including mixed amplitudes with kaons and pions might lead to a correct prediction for the inelasticity.

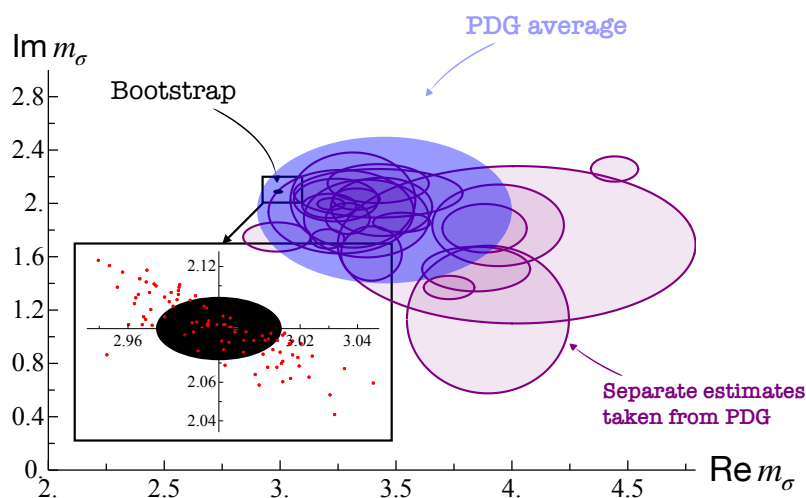


Figure 7: Determinations of real  $\text{Re } m_\sigma$  and imaginary part  $\text{Im } m_\sigma$  of the mass of the  $\sigma$ . The black ellipse highlighted in the inset is our Bootstrap determination.

Table 3: Experimental values of the resonances are taken from [5].

	Prediction	PDG average
$m_\sigma$	$(2.99 \pm 0.02) + i(2.09 \pm 0.02)$	$(4.3 \pm 1.5) + i(3.3 \pm 2.6)$
$m_{\rho'}$	$(9.5 \pm 0.6) + i(0.55 \pm 0.05)$	$(10.7 \pm 0.3) + i(1.45 \pm 0.05)$
$m_{\rho_3}$	$(16.7 \pm 0.6) + i(0.7 \pm 0.2)$	$(12.3 \pm 0.1) + i(0.68 \pm 0.05)$
$m_{\mathbb{T}}$	$(14.6 \pm 0.3) + i(2.4 \pm 0.1)$	?

### 5.3 Spectrum

Beyond the spectrum assumed and fitted using the experimental data, we also observe several zeros dynamically generated in our construction.

We begin by discussing the  $f_0(500)$  resonance, commonly referred to as the  $\sigma$ . We summarize the phenomenological determinations of its position in figure 7. The pink ellipses denote all the estimates of its complex mass reported in the PDG since 2001 [5]. The blue ellipse is the PDG average. Our estimate is represented by the black ellipse highlighted in the inset.

To estimate the position of the  $\sigma$  we look for a zero at low energy in the  $S_0^{(0)}$   $S$ -matrix using the Newton method. We repeat the operations for all amplitudes with  $\chi^2(\Theta) < 50$ , and perform a weighted average to predict the mass and determine the error. The red dots in the inset are the individual determinations from this sample. Our final estimate is reported in Table 3. In figure 8, we also show the density plot for  $|S_0^{(0)}|$  in the upper-half complex  $s$  plane. The left-most zero is the  $\sigma$ . In the same plot, we observe two additional resonances that we identify as the  $f_0(980)$ , and  $f_0(1370)$ .

Our  $\sigma$  determination is shifted away from the center of the PDG average. This is correlated with the lattice point at  $s = m_K^2 \approx 12$  which was not used in previous studies, and impacts the growth of the phase in the  $S_0$  wave.

We also find an additional state in the  $P$ -wave. The density plot for the  $|S_1^{(1)}|$  in the upper half  $s$  plane is shown in figure 9 for the best-fit amplitude. The two black dots are zeros of  $S_1^{(1)}$ . The left-most zero is identified as the  $\rho(770)$  resonance. Its position is fixed by the fitting procedure. The second black dot on the right is dynamically generated and has a mass 5%

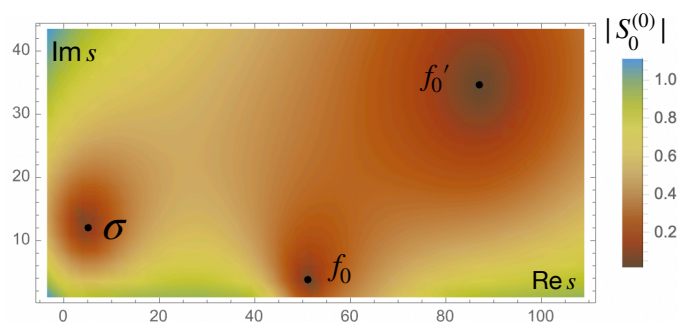


Figure 8:  $|S_0^{(0)}|$  in the upper half complex  $s$  plane plotted for the best-fit amplitude. We highlight with black dots the three scalar resonances found in this channel.

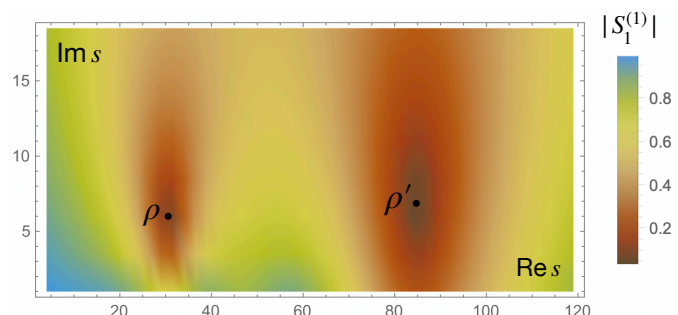


Figure 9:  $|S_1^{(1)}|$  density profile in the upper half complex  $s$  plane. We highlight with black dots the two  $\rho$  resonances in our amplitude.

lower than the experimental determination of the  $\rho(1450)$ . However, its width is half of the experimentally measured value. This resonance still suffers from systematics: we do not have the inelasticity profile at this energy, and  $N_{\text{vars}}$  of the Bootstrap problem is not large enough to accurately describe this region. We suspect that dealing with this systematics might lead to the correct width in our procedure.

For higher spins, our amplitude dynamically generates a spin  $\ell = 3$  resonance, this is the first sign of Reggeization. This is typical in the amplitudes constructed using the S-matrix Bootstrap where the high energy behavior instead of being erratic is physical, although it converges slowly, see also section 5.5. The mass of the  $\rho_3$  obtained is 20% above the experimental value, and its width is larger. This resonance, however, is still affected by the convergence of the Bootstrap ansatz, and improving the numerics might lead to a better agreement.<sup>20</sup>

### 5.4 The tetraquark

As already indicated in the introduction, examining the  $S_2$  wave reveals an unexpected result. Continuing the phase shift  $\delta_0^{(2)}$  to high energy, as shown in figure 2, we observe a broad resonance with isospin  $I = 2$ . This indicates the presence of a genuine Tetraquark state [6, 7]. In the physical world, where electric charge is reintroduced, such particles would carry a charge of two. Its mass and width in physical units are respectively 2 GeV and 600 MeV. It would be intriguing to examine the invariant mass distributions of  $\pi^\pm \pi^\pm$  in  $B$ -meson decays that provide sufficient energy to reach the 2 GeV scale. Examples include the decay  $B^+ \rightarrow \pi^- \pi^+ \pi^+$  [65], which can be studied at LHCb, as well as similar decays where the  $\pi^-$  is replaced by either  $D^-$  or  $K^-$ .

<sup>20</sup>The other possibility is that to obtain the precise Regge trajectory we might need additional fine-tuning, which can be realized by enlarging the set of fit parameters or generalizing the Bootstrap problem we use to construct the amplitude.

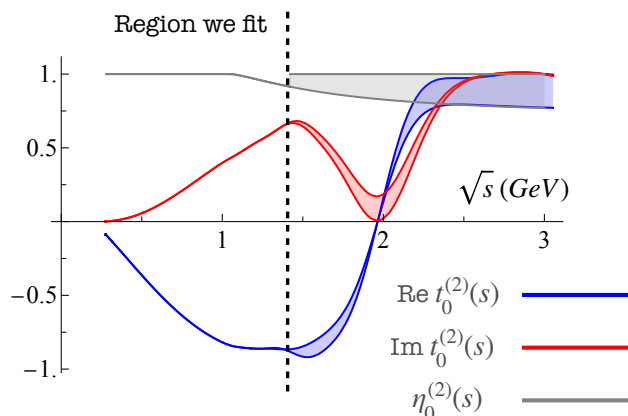


Figure 10: Real and imaginary parts of the amplitude in the  $S_0^{(2)}$  channel. The error bars indicate the systematic uncertainties in the line shape of this function arising from the unknown inelasticity above 1.4 GeV. This error is comparable to the statistical error of our fit reported in figure 2.

We determine the mass and width of the Tetraquark by locating the zero in the complex  $s$  plane in the  $S_2$  wave. This determination is free from Bootstrap-related systematics, as the amplitude in this channel is well-converged. However, we have not accounted for inelastic effects in this region, which could slightly alter the resonance’s position.

In figure 10, we plot the real and imaginary parts of the partial wave amplitude  $t_0^{(2)}$  as a function of  $\sqrt{s}$  measured in GeV. From an amplitude perspective, this represents the experimental signal expected in the presence of a Tetraquark.<sup>21</sup> The black dashed line separates the region where we fit the data and incorporates the inelasticity profile from the high-energy region, which is unconstrained. The gray curve represents the elasticity profile  $\eta_0^{(2)}(s)$  taken from [42]. Above  $\sqrt{s} = 1.4$  GeV, we set  $\eta_0^{(2)}(s) = 1$  in our procedure. For illustrative purposes, we show the amplitude profile using the  $S_2$  wave parametrization  $S_0^{(2)}(s) = |S_0^{(2)}(s)| \exp(2i\delta_0^{(2)}(s))$ , where  $\delta_0^{(2)}$  is the phase obtained from our best fit, and  $|S_0^{(2)}(s)|$  is a generic function bounded by  $\eta_0^{(2)}(s) \leq |S_0^{(2)}(s)| \leq 1$ , for  $s > 1.4$  GeV. The lower bound corresponds to the extrapolation of [42] to higher energies, as shown by the gray area in figure 10. The blue and red bands depict how uncertainty in the elasticity function influences the shape of the amplitude.

It would be interesting to understand the mechanism behind the emergence of the Tetraquark, using, for instance, the Roy equations [3]. Notably, there is a two-dimensional example that qualitatively mirrors this scenario: the two-dimensional theory of the QCD flux tube. In this context, the QCD  $\rho$  is analogous to the axion, while the  $\sigma$  corresponds to the dilaton. The analogy is striking, as this model features a sharp axion and a broad dilaton [22]. Furthermore, in [66], it was observed that crossing symmetry necessitates a broad resonance in the symmetric channel. A similar mechanism might underlie the presence of the Tetraquark identified in our amplitude.<sup>22</sup>

### 5.5 High energy

Finally, we examine the Regge behavior of our amplitude and compare it with experimental data.

<sup>21</sup>We thank Alessandro Pilloni for providing insights into the input required for the experimental data analysis.

<sup>22</sup>Following the completion of this work, Luiz Vale Silva drew our attention to the data presented in [67]. Interestingly, the change in the phase behavior predicted by the Bootstrap and shown in Figure 2 is consistent with the findings reported in [67]. The mechanism underlying this behavior has been studied in [68, 69]. We are grateful to Luiz Vale Silva for bringing these references to our attention.

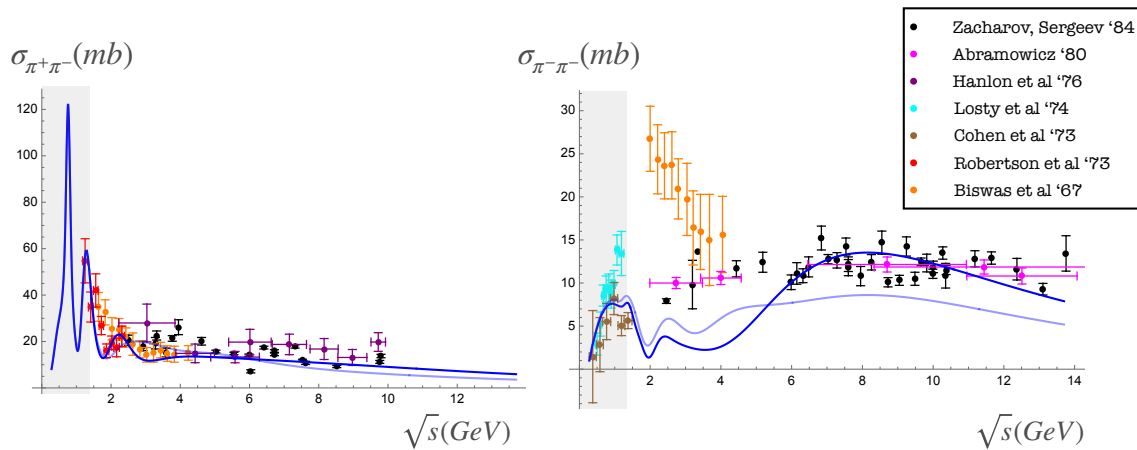


Figure 11: Total cross sections for  $\pi^+\pi^- \rightarrow \pi^+\pi^-$  and  $\pi^-\pi^- \rightarrow \pi^-\pi^-$ . The gray shaded area is the region where we fit the data. The blue curve is the best fit for  $N_{\text{vars}} = 547$ , in light blue the best fit for  $N_{\text{vars}} = 397$ . Above 2 GeV there is still room to improve numerics, but there is already a very good agreement between Bootstrap and the experimental data [55, 70–76].

One of the most intriguing recent insights into S-matrix Bootstrap amplitudes is their emergent high-energy behavior. Although the Bootstrap ansatz in (3) approaches a constant at infinity, there exists an intermediate regime where the numerical amplitudes align with Regge theory. Specifically, at large  $s$  and fixed  $t$ , the amplitudes exhibit the expected behavior  $\mathcal{A} \sim s^{\alpha(t)}$  [24, 77–79].

In figure 11, we compare the experimental total cross sections for  $\pi^+\pi^-$  and  $\pi^-\pi^-$  with those extracted from our best-fit amplitude, shown in blue<sup>23</sup>

$$\sigma_{\pi^+\pi^-}(s) = \frac{\text{Im}[\mathcal{A}(s|t, u) + \mathcal{A}(t|s, u)]}{\sqrt{s(s-4)}} \Big|_{t=0}, \quad \sigma_{\pi^-\pi^-}(s) = \frac{\text{Im}[\mathcal{A}(t|s, u) + \mathcal{A}(u|s, t)]}{\sqrt{s(s-4)}} \Big|_{t=0}. \quad (14)$$

The solid blue curve represents our fit with the highest  $N_{\text{vars}} = 547$ , while the light blue curve corresponds to the best fit with  $N_{\text{vars}} = 397$ .

In  $\sigma_{\pi^+\pi^-}$  we observe distinct peak structures corresponding to various resonances in the spectrum, with the first and most prominent being the  $\rho$  peak. In contrast,  $\sigma_{\pi^-\pi^-}$  is not expected to exhibit resonance-related peaks, except for the Tetraquark. At asymptotically high energies, we expect a constant or slightly growing behavior consistent with the pomeron exchange (see for instance [80]). As  $N_{\text{vars}}$  increases, we expect the Bootstrap amplitude will better approximate this behavior, which is not explicitly enforced in our ansatz (3).

## 6 Discussion and outlook

This Letter introduces a novel constrained approach for fitting experimental data. The key advantage of our method lies in its control over theoretical approximations. The amplitude model employed is a genuinely analytic, crossing-symmetric function that satisfies non-perturbative unitarity. The algorithm combines semi-definite programming and non-convex optimization techniques: for the Bootstrap component, we use SDPB [46, 47], while for the particle swarm optimization (PSO), we implemented a straightforward Mathematica notebook.

<sup>23</sup>In isospin components  $\sigma_{\pi^+\pi^-} \propto \frac{1}{6}(2\mathcal{T}^{(0)} + 3\mathcal{T}^{(1)} + \mathcal{T}^{(2)})$ , and  $\sigma_{\pi^-\pi^-} \propto \mathcal{T}^{(2)}$ .

Input	Output
<ul style="list-style-type: none"> <li>★ Experimental phase shifts data for <math>S_0, S_2, P, D_0</math> waves</li> <li>★ Inelasticity model for <math>S_0, S_2, P, D_0</math> waves</li> <li>★ <math>\exists</math> chiral zeros</li> <li>★ <math>\exists</math> resonances <math>\rho(770), f_0(980), f_0(1370), f_2(1270)</math></li> </ul>	<ul style="list-style-type: none"> <li>❖ Fit for the phase shifts, chiral zeros, resonances positions</li> <li>❖ Scattering lengths and effective ranges for any isospin and spin <math>\ell &lt; 2</math></li> <li>❖ <math>S_0, S_2, P</math> waves for <math>0 &lt; s &lt; 4</math> compatible with <math>\chi</math>PT</li> <li>❖ <math>D_2</math> phase shift and inelasticity compatible with experiments</li> <li>❖ Dynamical generation of <math>\sigma, \rho(1450), \rho_3</math> resonances, plus a tetra quark</li> <li>❖ <math>\sigma_{\pi^+\pi^-}</math> and <math>\sigma_{\pi^-\pi^-}</math> cross sections</li> </ul>

Figure 12: Summary of the bootstrap fit procedure.

The constructed  $\pi\pi \rightarrow \pi\pi$  amplitude exhibits several remarkable features. It reproduces the experimental data, accurately predicts the  $G$ -parity plus spectrum below 1.4 GeV, aligns with  $\chi$ PT at low energies, and qualitatively matches the expected behavior in the high-energy regime. Additionally, the model predicts a resonance heavier than the  $\rho$  in the  $P$  wave, with a mass comparable to the real-world  $\rho(1450)$ , as well as a spin-three resonance approximately 20% heavier than the experimental value. The  $D_2$  phase shift and inelasticity also show good agreement with experimental data and phenomenological models. In figure 12 we present an overview of the bootstrap fit procedure, summarizing the key input data and the corresponding output results.

Interestingly, our analysis predicts a tetraquark state with a mass of approximately 2 GeV in the  $I = 2$  channel. This is a fully non-perturbative prediction that, to our knowledge, has not been proposed in previous models. Given that our constructed amplitude accurately describes multiple key features of  $\pi\pi$  scattering, this state presents an ideal candidate for experimental verification, particularly in  $B$ -meson decays at LHCb.

### Extensions and numerical refinements

Several enhancements could further improve the pion amplitude model.

1. Incorporating Lattice QCD Data more consistently including the correlation matrix for the lattice data in the  $S_0$  wave from [59]. This would help refine the determination of the  $f_0(500)$  mass parameters, particularly in resolving the small tension of our determination with previous Roy equation analyses [81].
2. Using the  $P$  wave phase shift  $\delta_1^{(1)}$  extracted from form factors [60, 61] and from lattice QCD extrapolations at the physical pion mass [62] might improve our determination of the  $\rho$  resonance pole parameters.
3. Improving the description of the inelasticity profile by including additional scattering processes, such as  $K\bar{K}$  scattering and mixed meson channels, would increase the self-consistency of the fit.

4. Refining the Numerical Optimization. The current non-convex optimization procedure can be improved using alternative numerical techniques, including hybrid gradient-based methods [82] and machine learning-assisted approaches.
5. Generalizing the Functional Form. The objective functional in Eq. (10) was constructed based on heuristic criteria. Exploring alternative formulations including higher-order low-energy constants in the objective as done in previous S-matrix Bootstrap studies [16,17,19,20,27,29,83] could provide a more systematic way to generate self-consistent amplitudes.
6. Adding Form Factors [13,23,30,31,84]. Extending the system of QFT correlators including form factors and spectral densities with different chiralities will allow us to extract the values of QCD condensates and to fit vector and axial spectral densities. This will give access to axial resonances, without the inclusion of mixed amplitudes.<sup>24</sup>

## Experimental implications and broader applications

The predicted doubly charged tetraquark resonance at 2 GeV provides an exciting opportunity for direct experimental confirmation in  $B$  decays. Future studies could focus on dedicated searches in high-energy experiments such as LHCb, BESIII, and Belle II, where doubly-charged hadronic final states could serve as potential signatures of this state. The Bootstrap prediction of the amplitude signal in figure 10 might facilitate the detection of this state and help the analysis of the experimental data.

Beyond QCD, the Bootstrap Fit methodology may have broader applications in strongly coupled field theories. Extending this approach to other two-body scattering processes – such as nucleon-nucleon interactions, Glueball-Glueball scattering [21], or even classical gravitational amplitudes used in the extraction of waveforms – could provide new insights into the universal structure of non-perturbative quantum field theories.

## Conclusion

Our results demonstrate that integrating bootstrap constraints with direct experimental fits provides a powerful, model-independent framework for extracting hadronic properties. Unlike traditional dispersion relation methods, our approach fully incorporates analyticity, unitarity, and crossing symmetry at all energy scales. This makes it particularly well suited for investigating strongly interacting theories such as QCD, or strongly coupled UV completions of the standard model.

Moving forward, an important challenge is to extend our approach toward rigorous bounds on resonance positions in the complex  $s$ -plane, similar to the methodology employed in [86] for the Ising Field Theory in  $1 + 1$  dimensions. Further, constructing amplitudes that dynamically generate all resonances without explicit spectral assumptions remains an open problem worth investigating.

Ultimately, our study highlights the potential of the S-matrix Bootstrap not only as a tool for theoretical constraints but also as a practical means for extracting real-world physical observables in a controlled, non-perturbative manner. The continued refinement of this methodology could lead to significant advancements in the study of strongly coupled quantum field theories across multiple disciplines.

---

<sup>24</sup>Form factors computed using other methods, such as in [85], where Hamiltonian truncation was employed, could also be used to constrain the amplitude.

## Acknowledgments

We thank Mattia Bruno, Gilberto Colangelo, Miguel Correia, Barak Gabai, Victor Gorbenko, David Gross, Aditya Hebbar, Denis Karateev, Luciano Maiani, Harish Murali, Jose Ramon Pelaez, Joao Penedones, Alessandro Pilloni, Jiaxin Qiao, Riccardo Rattazzi, Slava Rychkov, Balt van Rees, Luiz Vale Silva, David Simmons-Duffin, Pedro Vieira, and Alexander Zhiboedov for useful discussions.

We thank Gilberto Colangelo, Joao Penedones, Alessandro Pilloni, Balt van Rees, Pedro Vieira, Mark Wise and Alexander Zhiboedov for the many useful comments on the draft.

**Funding information** Research at the Perimeter Institute is supported in part by the Government of Canada through NSERC and by the Province of Ontario through MRI. AG is supported by the European Union - NextGenerationEU, under the programme Seal of Excellence@UNIPD, project acronym CluEs. The work of KH is supported by the Simons Foundation grant 488649 (Simons Collaboration on the Nonperturbative Bootstrap), by the Swiss National Science Foundation through the project 200020 197160, through the National Centre of Competence in Research SwissMAP and by the Simons Collaboration on Celestial Holography. NS's work is supported by Simons Foundation grant 488657 (Simons Collaboration on the Nonperturbative Bootstrap). This material is based upon work supported by the U.S. Department of Energy, Office of Science, Office of High Energy Physics, under Award Number DE-SC0011632. This material is based upon work supported by the U.S. Department of Energy, Office of Science, Office of High Energy Physics, under Award Number DE-SC0011632.

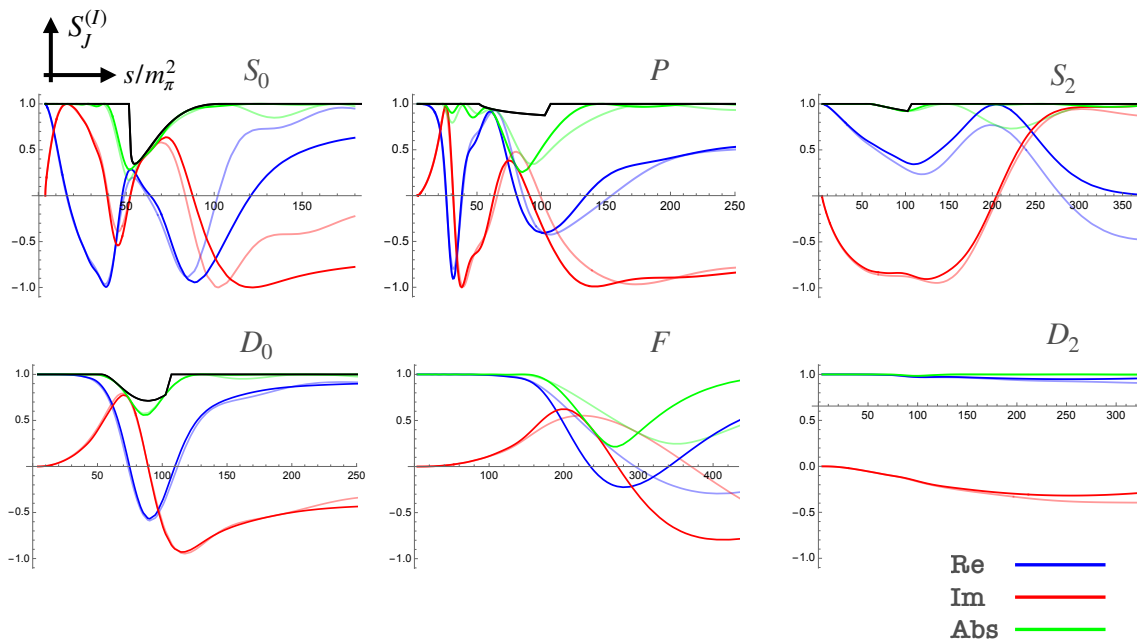


Figure 13: Real (blue), imaginary (red), and absolute value (green) of the phase shifts for various channels. Thick lines are from our best numerics with  $(N, M) = (14, 12)$ , light lines for  $(N, M) = (12, 10)$ . The elasticity profiles used as a constraint are denoted in black. We do not draw it for the channels where we impose the simple probability conservation  $|S_J^{(I)}| \leq 1$ .

## A Details of the S-matrix bootstrap numerics

The ansatz used to produce the results of this letter has multi-foliation  $\Sigma = \{20/3, 30, 50, 86\}$ . As discussed in [22], to best approximate resonant structures it is convenient to set the centers of the foliations around their expected positions. That explains our choice for the set  $\Sigma$  which is tuned on the expected position of the  $\rho(770)$  with  $m_\rho^2 \approx 30$ , the  $f_0(980)$  with  $m_{f_0}^2 \approx 50$ , and the  $f_2(1260)$  with  $m_{f_2}^2 \approx 86$ .

Let us call  $N = N_{20/3}$ , and  $M = N_\sigma$ , when  $\sigma$  is any other foliation. To produce the plots in the main text we used  $N = 14$ , and  $M = 12$  for a total of  $N_{\text{vars}} = 547$  variables. We have also performed a second run with  $N = 12$ , and  $M = 10$  for a total of  $N_{\text{vars}} = 397$  to check the systematic due to the size of the ansatz.

To impose the unitarity constraints we project numerically our ansatz into partial waves. We use a union of grids, one for each foliation. The grid is defined through the map

$$s(\phi) = \frac{\sigma - (8 - \sigma) \cos \phi}{1 + \cos \phi}, \quad (\text{A.1})$$

where  $0 \leq \phi \leq \pi$  is the upper boundary of the unit disk. We finally discretize  $\phi$  on the roots of the Chebyshev polynomials

$$\phi_k = \frac{\pi}{2} \left( 1 + \cos \frac{\pi k}{N_{\text{points}} + 1} \right), \quad (\text{A.2})$$

where  $k = 1, \dots, N_{\text{points}}$ . The maximum number of points used is  $N_{\text{points}} = 300$  for  $\sigma = 20/3$ , and  $N_{\text{points}} = 150$  for all other foliations. We have performed numerical tests using grids with different numbers of points finding no significant dependence on it.

We have projected our ansatz onto partial waves (7) up to spin  $\ell = 12$ , and run our numerics with both maximum spin  $L_{\text{max}} = 10, 12$ . The reason that we can keep  $L_{\text{max}}$  so low is due to the addition of improved positivity constraints [18]

$$\text{Im } \mathcal{T}^{(I)}(s, t) - 16\pi \sum_{\ell=0}^{L_{\text{max}}} (2\ell + 1) P_\ell \left( 1 + 2 \frac{t}{s-4} \right) \text{Im } t_\ell^{(I)}(s) \geq 0, \quad (\text{A.3})$$

for  $0 \leq t < 4$ ,  $s > 4$ , and  $I = 0, 1, 2$ . By imposing this condition we constrain the tail of spins higher than  $L_{\text{max}}$  that we do not explicitly bound with numerical unitarity.

In figure 13 we show the partial S-matrices  $S_J^{(I)}$  obtained using two ansatzes respectively with  $(N, M) = (14, 2)$  (dark lines),  $(N, M) = (12, 10)$  (light lines). We plot their real (blue), imaginary (red), and absolute values (green). The black solid line is the inelasticity profile due to  $\pi\pi \rightarrow K\bar{K}$  taken from [42] (for the  $S_0$  channel we assume the big-dip scenario) that we impose up to  $s \approx 100$ . Above that energy we keep the inequality  $|S_J^{(I)}| \leq 1$ .

The unitarity constraints are sufficiently saturated in all these channels except for the region around  $s \approx 100$  in the P wave around the position of the  $\rho'$ , and in the F wave around  $s \approx 250$  at the position of the  $\rho_3$ . These dips in unitarity around resonances are a typical numerical artifact of our finite  $N_{\text{vars}}$  truncation. It would be interesting to increase both  $N$  and  $M$  to higher values and see if the positions of these particles better align with their experimental determinations.

## B Particle swarm implementation

Here we describe our implementation of the PSO algorithm in detail.

To begin the algorithm, we first choose a search region in the fit parameter space where we will look for the minimum of the  $\chi^2(\Theta)$  function. Specifically, we select a region  $\vec{\Theta}_{\min} \leq \vec{\Theta} \leq \vec{\Theta}_{\max}$  centered around the phenomenological estimates of the fit parameters.

We set the number of particles to  $n_p = 10$ . This number represents the size of the “swarm”. The initial positions of the particles are generated randomly, with values drawn from a Gaussian distribution centered at the region’s center, and a variance proportional to its size, denoted by  $\vec{\epsilon} = \frac{1}{2}(\vec{\Theta}_{\max} - \vec{\Theta}_{\min})$ . Similarly, the initial velocities of the particles are sampled from a Gaussian distribution with zero mean and variance  $\vec{\epsilon}$ .

We start the algorithm by updating the positions and velocities of the particles according to equation (11). Additionally, if the particle  $i$  moves outside the boundaries of the box during the update step along some direction  $j$ , we then place it back on the boundary setting  $(\Theta_{n+1}^{(i)})_j = (\Theta_{\max/\min}^{(i)})_j$  with the opposite velocity.

Evaluating  $\chi^2(\Theta)$  for a given set of fit parameters is computationally expensive, as it involves solving an S-matrix bootstrap problem. To efficiently estimate the minimum of the  $\chi^2(\Theta)$  function in fewer steps, we use a modified version of the standard PSO, called *adaptive PSO*. We use velocity information to adjust the value of  $\omega$ , as described in [51].

The goal is to adjust the friction parameter  $\omega$  using a control function. The value of  $\omega$  determines how effectively the swarm explores the parameter space. If  $\omega$  is too large (of order one), the particles will explore erratically, risking failure to converge on the minimum. If  $\omega$  is too small, the particles will freeze early, preventing a broad exploration.

In [51], the authors suggest to look at the total velocity of the entire swarm at each step  $n$  defined as

$$\mathbb{V}_n = \frac{1}{n_p |\Theta|} \sum_{i=1}^{n_p} |v_n^{(i)}|, \quad (\text{B.1})$$

and compare it with a proposed ideal velocity profile

$$\mathbb{V}_n^{\text{ideal}} = \frac{|\epsilon|}{2} \left( 1 + \cos \left( \frac{\pi n}{0.95 N_{\text{iter}}} \right) \right). \quad (\text{B.2})$$

If  $\mathbb{V}_{n-1} \geq \mathbb{V}_n^{\text{ideal}}$ , we set  $\omega_n = \max(\omega_{n-1} - \Delta\omega, \omega_{\min})$ , otherwise  $\omega_n = \min(\omega_{n-1} + \Delta\omega, \omega_{\max})$ . In our case,  $\omega_{\max} = 0.8$ ,  $\omega_{\min} = 0.3$ , and  $\Delta\omega = 0.1$ . We also set  $c_1 = c_2 = 1.5$ .

The expression of  $\mathbb{V}^{\text{ideal}}$  contains the parameter  $N_{\text{iter}}$  which is the max number of iterations of the search. The ideal velocity is a monotonic decreasing function that starts at  $|\epsilon|$  when  $n = 0$ . As we approach the end of the run when  $n \sim N_{\text{iter}}$ , the ideal velocity is so small that it forces the friction to decrease to its minimum value  $\omega_{\min}$  hence freezing the search in a neighbor of the global best found up to that point.

The risk with this approach is that choosing a small  $N_{\text{iter}}$  could lead to getting stuck in a local minimum. To mitigate this, we performed two searches with different values of  $N_{\text{iter}} = 30$  and 60.

Figure 14 shows the projection of particle positions onto the  $(z_0, z_2)$  plane at various steps  $n$  during a run with  $N_{\text{iter}} = 60$ . Black dots represent the particles’ current positions  $\Theta_n^{(i)}$  at step  $n$ , blue dots indicate each particle’s best position  $X_n^{(i)}$  up to that step, and the red dot marks the global best position  $Y_n$  found by the swarm. At  $n = 0$ , the black and blue dots coincide. The gray region represents the search domain.

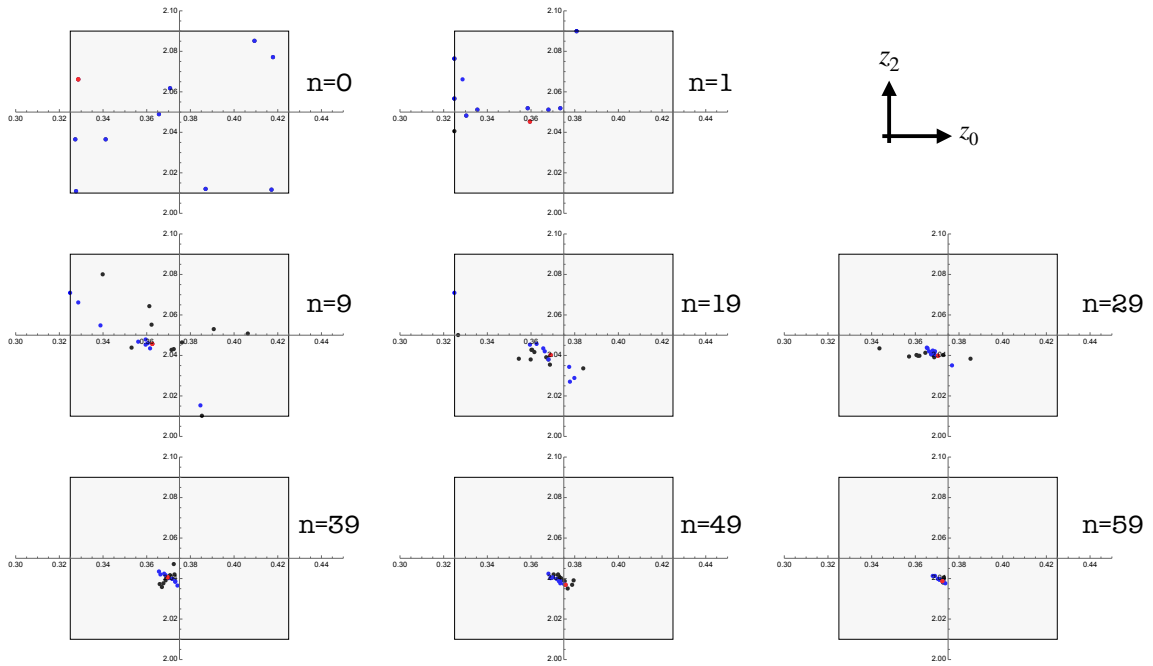


Figure 14: History of the PSO search in the plane  $(z_0, z_2)$ . At each step  $n$ , we plot in black the positions of the particles and highlight the best individualistic positions  $X_n^{(i)}$  in blue, and the collective best position  $Y_n$  in red. As  $n$  increases the particles slowly concentrate around the optimal region. The complete movie can be seen in <https://giphy.com/gifs/Q5mtDePqPtfSqaQI2z>.

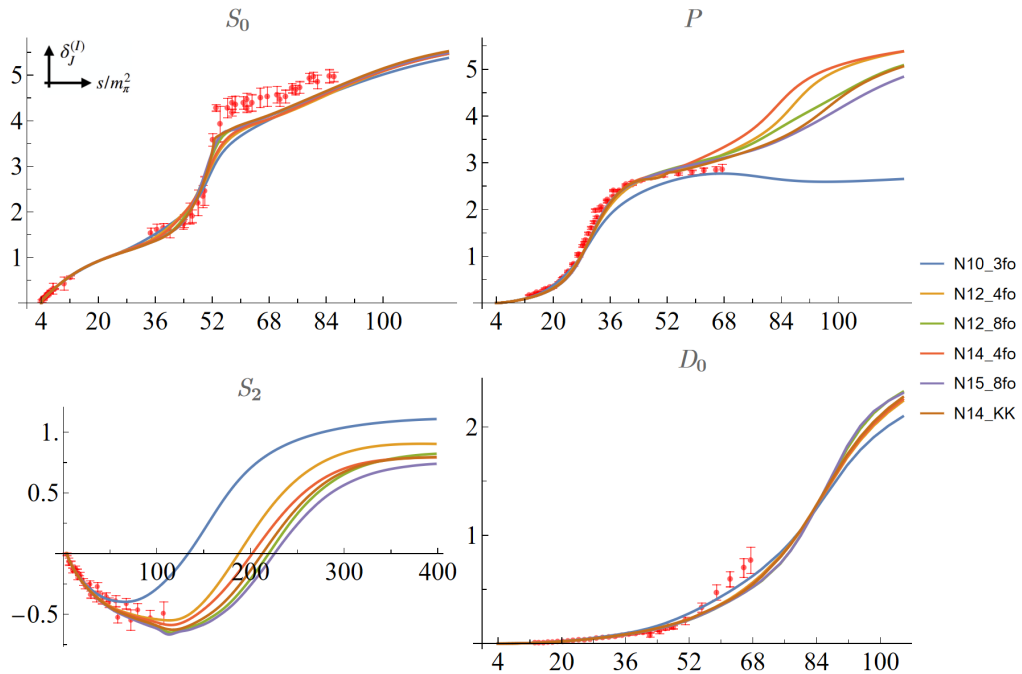


Figure 15: The phase shift  $\delta_0^{(0)}$ ,  $\delta_1^{(1)}$ ,  $\delta_0^{(2)}$  for 6 computations with different foliation parameter. See Table 4 for the detailed parameters of these computations, as well as the complex mass of corresponding the isospin 2 tetraquark meson. Red: Experiment data.

Table 4: Number of terms and foliation parameters for various computations. In the last row, each triplet  $\{b, \sigma, N\}$  denotes the branch point position, foliation center, and number of  $\alpha$  and  $\beta$  parameters. The last column is the complex mass for the isospin 2 tetraquark meson.

Label	$(N, M)$	Foliation	$L_{max}$	$N_{var}$	$I = 2$ tetraquark mass
N10_3fo	(10, 8)	{20/3, 30, 50}	12	211	12.6854 + 1.9611 $i$
N12_4fo	(12, 10)	{20/3, 30, 50, 86}	12	397	14.1138 + 2.28349 $i$
N12_8fo	(12, 10)	{20/3, 30, 50, 86, 116, 150, 180, 210}	12	757	14.9907 + 2.39145 $i$
N14_4fo	(14, 12)	{20/3, 30, 50, 86}	12	547	14.4221 + 2.49791 $i$
N15_8fo	(15, 13)	{20/3, 30, 50, 86, 116, 150, 180, 210}	18	1214	15.0575 + 2.4908 $i$
N14_KK		{(4, 20/3, 14), (4, 30, 12), (4, 50, 12), (4, 86, 12), (52.13, 86, 4)}	12	565	14.7698 + 2.42318 $i$

## C More computations for various foliation parameters

To test the numerical robustness of our physical predictions with respect to the choice of basis, we performed other 6 runs with different foliation parameters. We fixed meson masses to the best-fit parameters obtained from the particle swarm optimization. Specifically the masses of  $\rho(770)$ ,  $f_0(980)$ ,  $f_0(1370)$ ,  $f_2(1270)$  are set to  $\{5.54426 + 0.538798i, 7.14996 + 0.261433i, 9.50987 + 1.81665i, 9.31046 + 0.645446i\}$  respectively. Table 4 lists the foliation parameters and number of terms in the ansatz. The resulting phase shifts are shown in Figure 15. We also found the mass of the isospin-2 tetraquark on the complex plane, which is reported in the last column of Table 4.

These results demonstrate that the spectrum and phase-shift predictions quoted in the main text are robust with respect to various foliation parameters. We also observed slight improvement of local behavior and convergence once we include the  $K\bar{K}$  singularity.

## References

- [1] M. F. Paulos, J. Penedones, J. Toledo, B. C. van Rees and P. Vieira, *The S-matrix bootstrap II: Two dimensional amplitudes*, J. High Energy Phys. **11**, 143 (2017), doi:[10.1007/JHEP11\(2017\)143](https://doi.org/10.1007/JHEP11(2017)143) [preprint doi:[10.48550/arXiv.1607.06110](https://doi.org/10.48550/arXiv.1607.06110)].
- [2] M. F. Paulos, J. Penedones, J. Toledo, B. C. van Rees and P. Vieira, *The S-matrix bootstrap. Part III: Higher dimensional amplitudes*, J. High Energy Phys. **12**, 040 (2019), doi:[10.1007/JHEP12\(2019\)040](https://doi.org/10.1007/JHEP12(2019)040) [preprint doi:[10.48550/arXiv.1708.06765](https://doi.org/10.48550/arXiv.1708.06765)].
- [3] S. M. Roy, *Exact integral equation for pion-pion scattering involving only physical region partial waves*, Phys. Lett. B **36**, 353 (1971), doi:[10.1016/0370-2693\(71\)90724-6](https://doi.org/10.1016/0370-2693(71)90724-6).
- [4] B. Ananthanarayan, G. Colangelo, J. Gasser and H. Leutwyler, *Roy equation analysis of  $\pi\pi$  scattering*, Phys. Rep. **353**, 207 (2001), doi:[10.1016/S0370-1573\(01\)00009-6](https://doi.org/10.1016/S0370-1573(01)00009-6) [preprint doi:[10.48550/arXiv.hep-ph/0005297](https://doi.org/10.48550/arXiv.hep-ph/0005297)].
- [5] Particle data group collaboration: S. Navas et al., *Review of particle physics*, Phys. Rev. D **110**, 030001 (2024), doi:[10.1103/PhysRevD.110.030001](https://doi.org/10.1103/PhysRevD.110.030001).
- [6] R. J. Jaffe, *Multiquark hadrons. I. Phenomenology of  $Q^2\bar{Q}^2$  mesons*, Phys. Rev. D **15**, 267 (1977), doi:[10.1103/PhysRevD.15.267](https://doi.org/10.1103/PhysRevD.15.267).

- [7] G. 't Hooft, G. Isidori, L. Maiani, A. D. Polosa and V. Riquer, *A theory of scalar mesons*, Phys. Lett. B **662**, 424 (2008), doi:[10.1016/j.physletb.2008.03.036](https://doi.org/10.1016/j.physletb.2008.03.036) [preprint doi:[10.48550/arXiv.0801.2288](https://doi.org/10.48550/arXiv.0801.2288)].
- [8] Y. He, A. Irrgang and M. Kruczenski, *A note on the S-matrix bootstrap for the 2d  $O(N)$  bosonic model*, J. High Energy Phys. **11**, 093 (2018), doi:[10.1007/JHEP11\(2018\)093](https://doi.org/10.1007/JHEP11(2018)093) [preprint doi:[10.48550/arXiv.1805.02812](https://doi.org/10.48550/arXiv.1805.02812)].
- [9] L. Córdova and P. Vieira, *Adding flavour to the S-matrix bootstrap*, J. High Energy Phys. **12**, 063 (2018), doi:[10.1007/JHEP12\(2018\)063](https://doi.org/10.1007/JHEP12(2018)063) [preprint doi:[10.48550/arXiv.1805.11143](https://doi.org/10.48550/arXiv.1805.11143)].
- [10] A. Homrich, J. Penedones, J. Toledo, B. C. van Rees and P. Vieira, *The S-matrix bootstrap IV: Multiple amplitudes*, J. High Energy Phys. **11**, 076 (2019), doi:[10.1007/JHEP11\(2019\)076](https://doi.org/10.1007/JHEP11(2019)076) [preprint doi:[10.48550/arXiv.1905.06905](https://doi.org/10.48550/arXiv.1905.06905)].
- [11] L. Córdova, Y. He, M. Kruczenski and P. Vieira, *The  $O(N)$  S-matrix monolith*, J. High Energy Phys. **04**, 142 (2020), doi:[10.1007/JHEP04\(2020\)142](https://doi.org/10.1007/JHEP04(2020)142) [preprint doi:[10.48550/arXiv.1909.06495](https://doi.org/10.48550/arXiv.1909.06495)].
- [12] C. Bercini, M. Fabri, A. Homrich and P. Vieira, *S-matrix bootstrap: Supersymmetry,  $\mathbb{Z}_2$ , and  $\mathbb{Z}_4$  symmetry*, Phys. Rev. D **101**, 045022 (2020), doi:[10.1103/PhysRevD.101.045022](https://doi.org/10.1103/PhysRevD.101.045022) [preprint doi:[10.48550/arXiv.1909.06453](https://doi.org/10.48550/arXiv.1909.06453)].
- [13] D. Karateev, S. Kuhn and J. Penedones, *Bootstrapping massive quantum field theories*, J. High Energy Phys. **07**, 035 (2020), doi:[10.1007/JHEP07\(2020\)035](https://doi.org/10.1007/JHEP07(2020)035) [preprint doi:[10.48550/arXiv.1912.08940](https://doi.org/10.48550/arXiv.1912.08940)].
- [14] A. L. Guerrieri, A. Homrich and P. Vieira, *Dual S-matrix bootstrap. Part I. 2D theory*, J. High Energy Phys. **11**, 084 (2020), doi:[10.1007/JHEP11\(2020\)084](https://doi.org/10.1007/JHEP11(2020)084) [preprint doi:[10.48550/arXiv.2008.02770](https://doi.org/10.48550/arXiv.2008.02770)].
- [15] A. Hebbar, D. Karateev and J. Penedones, *Spinning S-matrix bootstrap in 4d*, J. High Energy Phys. **01**, 060 (2022), doi:[10.1007/JHEP01\(2022\)060](https://doi.org/10.1007/JHEP01(2022)060) [preprint doi:[10.48550/arXiv.2011.11708](https://doi.org/10.48550/arXiv.2011.11708)].
- [16] A. Guerrieri, J. Penedones and P. Vieira, *Where is string theory in the space of scattering amplitudes?*, Phys. Rev. Lett. **127**, 081601 (2021), doi:[10.1103/PhysRevLett.127.081601](https://doi.org/10.1103/PhysRevLett.127.081601) [preprint doi:[10.48550/arXiv.2102.02847](https://doi.org/10.48550/arXiv.2102.02847)].
- [17] A. Guerrieri, H. Murali, J. Penedones and P. Vieira, *Where is M-theory in the space of scattering amplitudes?*, J. High Energy Phys. **06**, 064 (2023), doi:[10.1007/JHEP06\(2023\)064](https://doi.org/10.1007/JHEP06(2023)064) [preprint doi:[10.48550/arXiv.2212.00151](https://doi.org/10.48550/arXiv.2212.00151)].
- [18] J. Elias Miró, A. Guerrieri and M. A. Gümüş, *Bridging positivity and S-matrix bootstrap bounds*, J. High Energy Phys. **05**, 001 (2023), doi:[10.1007/JHEP05\(2023\)001](https://doi.org/10.1007/JHEP05(2023)001) [preprint doi:[10.48550/arXiv.2210.01502](https://doi.org/10.48550/arXiv.2210.01502)].
- [19] K. Häring, A. Hebbar, D. Karateev, M. Meineri and J. Penedones, *Bounds on photon scattering*, J. High Energy Phys. **10**, 103 (2024), doi:[10.1007/JHEP10\(2024\)103](https://doi.org/10.1007/JHEP10(2024)103) [preprint doi:[10.48550/arXiv.2211.05795](https://doi.org/10.48550/arXiv.2211.05795)].
- [20] F. Acanfora, A. Guerrieri, K. Häring and D. Karateev, *Bounds on scattering of neutral Goldstones*, J. High Energy Phys. **03**, 028 (2024), doi:[10.1007/JHEP03\(2024\)028](https://doi.org/10.1007/JHEP03(2024)028) [preprint doi:[10.48550/arXiv.2310.06027](https://doi.org/10.48550/arXiv.2310.06027)].

- [21] A. L. Guerrieri, A. Hebbar and B. C. van Rees, *Constraining glueball couplings*, Phys. Rev. D **112**, 094023 (2025), doi:[10.1103/f46t-xp36](https://doi.org/10.1103/f46t-xp36) [preprint doi:[10.48550/arXiv.2312.00127](https://doi.org/10.48550/arXiv.2312.00127)].
- [22] A. Gaikwad, V. Gorbenko and A. L. Guerrieri, *QCD worldsheet axion from the bootstrap*, J. High Energy Phys. **01**, 090 (2024), doi:[10.1007/JHEP01\(2024\)090](https://doi.org/10.1007/JHEP01(2024)090) [preprint doi:[10.48550/arXiv.2310.20698](https://doi.org/10.48550/arXiv.2310.20698)].
- [23] L. Córdova, M. Correia, A. Georgoudis and A. Vuignier, *The  $O(N)$  monolith reloaded: Sum rules and form factor bootstrap*, J. High Energy Phys. **01**, 093 (2024), doi:[10.1007/JHEP01\(2024\)093](https://doi.org/10.1007/JHEP01(2024)093) [preprint doi:[10.48550/arXiv.2311.03031](https://doi.org/10.48550/arXiv.2311.03031)].
- [24] F. Bhat, D. Chowdhury, A. Sinha, S. Tiwari and A. Zahed, *Bootstrapping high-energy observables*, J. High Energy Phys. **03**, 157 (2024), doi:[10.1007/JHEP03\(2024\)157](https://doi.org/10.1007/JHEP03(2024)157) [preprint doi:[10.48550/arXiv.2311.03451](https://doi.org/10.48550/arXiv.2311.03451)].
- [25] C. Copetti, L. Córdova and S. Komatsu, *S-matrix bootstrap and non-invertible symmetries*, J. High Energy Phys. **03**, 204 (2025), doi:[10.1007/JHEP03\(2025\)204](https://doi.org/10.1007/JHEP03(2025)204) [preprint doi:[10.48550/arXiv.2408.13132](https://doi.org/10.48550/arXiv.2408.13132)].
- [26] A. L. Guerrieri, J. Penedones and P. Vieira, *Bootstrapping QCD using pion scattering amplitudes*, Phys. Rev. Lett. **122**, 241604 (2019), doi:[10.1103/PhysRevLett.122.241604](https://doi.org/10.1103/PhysRevLett.122.241604) [preprint doi:[10.48550/arXiv.1810.12849](https://doi.org/10.48550/arXiv.1810.12849)].
- [27] A. L. Guerrieri, J. Penedones and P. Vieira, *S-matrix bootstrap for effective field theories: Massless pions*, J. High Energy Phys. **06**, 088 (2021), doi:[10.1007/JHEP06\(2021\)088](https://doi.org/10.1007/JHEP06(2021)088) [preprint doi:[10.48550/arXiv.2011.02802](https://doi.org/10.48550/arXiv.2011.02802)].
- [28] A. Bose, P. Haldar, A. Sinha, P. Sinha and S. Tiwari, *Relative entropy in scattering and the S-matrix bootstrap*, SciPost Phys. **9**, 081 (2020), doi:[10.21468/SciPostPhys.9.5.081](https://doi.org/10.21468/SciPostPhys.9.5.081) [preprint doi:[10.48550/arXiv.2006.12213](https://doi.org/10.48550/arXiv.2006.12213)].
- [29] A. Bose, A. Sinha and S. Tiwari, *Selection rules for the S-matrix bootstrap*, SciPost Phys. **10**, 122 (2021), doi:[10.21468/SciPostPhys.10.5.122](https://doi.org/10.21468/SciPostPhys.10.5.122) [preprint doi:[10.48550/arXiv.2011.07944](https://doi.org/10.48550/arXiv.2011.07944)].
- [30] Y. He and M. Kruczenski, *Gauge theory bootstrap*, Phys. Rev. Lett. **133**, 191601 (2024), doi:[10.1103/PhysRevLett.133.191601](https://doi.org/10.1103/PhysRevLett.133.191601) [preprint doi:[10.48550/arXiv.2309.12402](https://doi.org/10.48550/arXiv.2309.12402)].
- [31] Y. He and M. Kruczenski, *Gauge theory bootstrap*, Phys. Rev. Lett. **133**, 191601 (2024), doi:[10.1103/PhysRevLett.133.191601](https://doi.org/10.1103/PhysRevLett.133.191601) [preprint doi:[10.48550/arXiv.2403.10772](https://doi.org/10.48550/arXiv.2403.10772)].
- [32] J. Albert and L. Rastelli, *Bootstrapping pions at large  $N$* , J. High Energy Phys. **08**, 151 (2022), doi:[10.1007/JHEP08\(2022\)151](https://doi.org/10.1007/JHEP08(2022)151) [preprint doi:[10.48550/arXiv.2203.11950](https://doi.org/10.48550/arXiv.2203.11950)].
- [33] C. Fernandez, A. Pomarol, F. Riva and F. Sciotti, *Cornering large- $N_c$  QCD with positivity bounds*, J. High Energy Phys. **06**, 094 (2023), doi:[10.1007/JHEP06\(2023\)094](https://doi.org/10.1007/JHEP06(2023)094) [preprint doi:[10.48550/arXiv.2211.12488](https://doi.org/10.48550/arXiv.2211.12488)].
- [34] J. Albert and L. Rastelli, *Bootstrapping pions at large  $N$ . Part II. Background gauge fields and the chiral anomaly*, J. High Energy Phys. **09**, 039 (2024), doi:[10.1007/JHEP09\(2024\)039](https://doi.org/10.1007/JHEP09(2024)039) [preprint doi:[10.48550/arXiv.2307.01246](https://doi.org/10.48550/arXiv.2307.01246)].
- [35] J. Albert, J. Henriksson, L. Rastelli and A. Vichi, *Bootstrapping mesons at large  $N$ : Regge trajectory from spin-two maximization*, J. High Energy Phys. **09**, 172 (2024), doi:[10.1007/JHEP09\(2024\)172](https://doi.org/10.1007/JHEP09(2024)172) [preprint doi:[10.48550/arXiv.2312.15013](https://doi.org/10.48550/arXiv.2312.15013)].

- [36] A. Guerrieri and A. Sever, *Rigorous bounds on the analytic S matrix*, Phys. Rev. Lett. **127**, 251601 (2021), doi:[10.1103/PhysRevLett.127.251601](https://doi.org/10.1103/PhysRevLett.127.251601) [preprint doi:[10.48550/arXiv.2106.10257](https://doi.org/10.48550/arXiv.2106.10257)].
- [37] J. Elias Miró, A. L. Guerrieri and M. A. Gümüş, *Extremal Higgs couplings*, Phys. Rev. D **110**, 016007 (2024), doi:[10.1103/PhysRevD.110.016007](https://doi.org/10.1103/PhysRevD.110.016007) [preprint doi:[10.48550/arXiv.2311.09283](https://doi.org/10.48550/arXiv.2311.09283)].
- [38] A. Martin, *Extension of the axiomatic analyticity domain of scattering amplitudes by unitarity.—II*, Nuovo Cim. A **44**, 1219 (1966), doi:[10.1007/BF02719361](https://doi.org/10.1007/BF02719361).
- [39] A. Antunes, M. S. Costa and J. Pereira, *Exploring inelasticity in the S-matrix bootstrap*, Phys. Lett. B **846**, 138225 (2023), doi:[10.1016/j.physletb.2023.138225](https://doi.org/10.1016/j.physletb.2023.138225) [preprint doi:[10.48550/arXiv.2301.13219](https://doi.org/10.48550/arXiv.2301.13219)].
- [40] A. Guerrieri, A. Homrich and P. Vieira, *Multiparticle flux-tube S-matrix bootstrap*, Phys. Rev. Lett. **134**, 041601 (2025), doi:[10.1103/PhysRevLett.134.041601](https://doi.org/10.1103/PhysRevLett.134.041601) [preprint doi:[10.48550/arXiv.2404.10812](https://doi.org/10.48550/arXiv.2404.10812)].
- [41] P. Tourkine and A. Zhiboedov, *Scattering amplitudes from dispersive iterations of unitarity*, J. High Energy Phys. **11**, 005 (2023), doi:[10.1007/JHEP11\(2023\)005](https://doi.org/10.1007/JHEP11(2023)005) [preprint doi:[10.48550/arXiv.2303.08839](https://doi.org/10.48550/arXiv.2303.08839)].
- [42] R. García-Martín, R. Kamiński, J. R. Peláez, J. Ruiz de Elvira and F. J. Ynduráin, *Pion-pion scattering amplitude. IV. Improved analysis with once subtracted Roy-like equations up to 1100 MeV*, Phys. Rev. D **83**, 074004 (2011), doi:[10.1103/PhysRevD.83.074004](https://doi.org/10.1103/PhysRevD.83.074004) [preprint doi:[10.48550/arXiv.1102.2183](https://doi.org/10.48550/arXiv.1102.2183)].
- [43] A. L. Guerrieri, A. Homrich and P. Vieira, *Dual S-matrix bootstrap. Part I. 2D theory*, J. High Energy Phys. **11**, 084 (2020), doi:[10.1007/JHEP11\(2020\)084](https://doi.org/10.1007/JHEP11(2020)084) [preprint doi:[10.48550/arXiv.2008.02770](https://doi.org/10.48550/arXiv.2008.02770)].
- [44] S. L. Adler, *Consistency conditions on the strong interactions implied by a partially conserved axial-vector current*, Phys. Rev. **137**, B1022 (1965), doi:[10.1103/PhysRev.137.B1022](https://doi.org/10.1103/PhysRev.137.B1022).
- [45] S. Weinberg, *Phenomenological Lagrangians*, Phys. A: Stat. Mech. Appl. **96**, 327 (1979), doi:[10.1016/0378-4371\(79\)90223-1](https://doi.org/10.1016/0378-4371(79)90223-1).
- [46] D. Simmons-Duffin, *A semidefinite program solver for the conformal bootstrap*, J. High Energy Phys. **06**, 174 (2015), doi:[10.1007/JHEP06\(2015\)174](https://doi.org/10.1007/JHEP06(2015)174) [preprint doi:[10.48550/arXiv.1502.02033](https://doi.org/10.48550/arXiv.1502.02033)].
- [47] W. Landry and D. Simmons-Duffin, *Scaling the semidefinite program solver SDPB*, (arXiv preprint) doi:[10.48550/arXiv.1909.09745](https://doi.org/10.48550/arXiv.1909.09745).
- [48] Y. Shi and R. Eberhart, *A modified particle swarm optimizer*, in *IEEE international conference on evolutionary computation proceedings*, IEEE, New York, USA, ISBN 0780348699 (1998), doi:[10.1109/ICEC.1998.699146](https://doi.org/10.1109/ICEC.1998.699146).
- [49] M. Clerc, *Particle swarm optimization*, ISTE, London, UK, ISBN 9781905209040 (2006).
- [50] M. Reehorst, S. Rychkov, D. Simmons-Duffin, B. Sirois, N. Su and B. van Rees, *Navigator function for the conformal bootstrap*, SciPost Phys. **11**, 072 (2021), doi:[10.21468/SciPostPhys.11.3.072](https://doi.org/10.21468/SciPostPhys.11.3.072) [preprint doi:[10.48550/arXiv.2104.09518](https://doi.org/10.48550/arXiv.2104.09518)].

- [51] G. Xu, *An adaptive parameter tuning of particle swarm optimization algorithm*, Appl. Math. Comput. **219**, 4560 (2013), doi:[10.1016/j.amc.2012.10.067](https://doi.org/10.1016/j.amc.2012.10.067).
- [52] S. D. Protopopescu, M. Alston-Garnjost, A. Barbaro-Galtieri, S. M. Flatté, J. H. Friedman, T. A. Lasinski, G. R. Lynch, M. S. Rabin and F. T. Solmitz,  *$\pi\pi$  partial-wave analysis from reactions  $\pi^+p \rightarrow \pi^+\pi^-\Delta^{++}$  and  $\pi^+p \rightarrow K^+K^-\Delta^{++}$  at 7.1 GeV/c*, Phys. Rev. D **7**, 1279 (1973), doi:[10.1103/PhysRevD.7.1279](https://doi.org/10.1103/PhysRevD.7.1279).
- [53] P. Estabrooks and A. D. Martin,  *$\pi\pi$  phase-shift analysis below the KK threshold*, Nucl. Phys. B **79**, 301 (1974), doi:[10.1016/0550-3213\(74\)90488-X](https://doi.org/10.1016/0550-3213(74)90488-X).
- [54] G. Grayer et al., *High statistics study of the reaction  $\pi^-p \rightarrow \pi^-\pi^+n$ : Apparatus, method of analysis, and general features of results at 17 GeV/c*, Nucl. Phys. B **75**, 189 (1974), doi:[10.1016/0550-3213\(74\)90545-8](https://doi.org/10.1016/0550-3213(74)90545-8).
- [55] M. J. Losty et al., *A study of  $\pi^-\pi^-$  scattering from  $\pi^-p$  interactions at 3.93 GeV/c*, Nucl. Phys. B **69**, 185 (1974), doi:[10.1016/0550-3213\(74\)90131-X](https://doi.org/10.1016/0550-3213(74)90131-X).
- [56] W. Hoogland et al., *Measurement and analysis of the  $\pi^+\pi^+$  system produced at small momentum transfer in the reaction  $\pi^+p \rightarrow \pi^+\pi^+n$  at 12.5 GeV*, Nucl. Phys. B **126**, 109 (1977), doi:[10.1016/0550-3213\(77\)90154-7](https://doi.org/10.1016/0550-3213(77)90154-7).
- [57] J. R. Peláez and F. J. Ynduráin, *Pion-pion scattering amplitude*, Phys. Rev. D **71**, 074016 (2005), doi:[10.1103/PhysRevD.71.074016](https://doi.org/10.1103/PhysRevD.71.074016) [preprint doi:[10.48550/arXiv.hep-ph/0411334](https://doi.org/10.48550/arXiv.hep-ph/0411334)].
- [58] The NA48/2 collaboration: J. R. Batley et al., *Precise tests of low energy QCD from  $K_{e4}$  decay properties*, Eur. Phys. J. C **70**, 635 (2010), doi:[10.1140/epjc/s10052-010-1480-6](https://doi.org/10.1140/epjc/s10052-010-1480-6).
- [59] T. Blum et al., *Lattice determination of  $I = 0$  and 2  $\pi\pi$  scattering phase shifts with a physical pion mass*, Phys. Rev. D **104**, 114506 (2021), doi:[10.1103/PhysRevD.104.114506](https://doi.org/10.1103/PhysRevD.104.114506) [preprint doi:[10.48550/arXiv.2103.15131](https://doi.org/10.48550/arXiv.2103.15131)].
- [60] J. F. de Trocóniz and F. J. Ynduráin, *Hadronic contributions to the anomalous magnetic moment of the muon*, Phys. Rev. D **71**, 073008 (2005), doi:[10.1103/PhysRevD.71.073008](https://doi.org/10.1103/PhysRevD.71.073008) [preprint doi:[10.48550/arXiv.hep-ph/0402285](https://doi.org/10.48550/arXiv.hep-ph/0402285)].
- [61] G. Colangelo, M. Hoferichter and P. Stoffer, *Two-pion contribution to hadronic vacuum polarization*, J. High Energy Phys. **02**, 006 (2019), doi:[10.1007/JHEP02\(2019\)006](https://doi.org/10.1007/JHEP02(2019)006) [preprint doi:[10.48550/arXiv.1810.00007](https://doi.org/10.48550/arXiv.1810.00007)].
- [62] P. Boyle, F. Erben, V. Gülpers, M. T. Hansen, F. Joswig, M. Marshall, N. P. Lachini and A. Portelli, *Physical-mass calculation of  $\rho(770)$  and  $K^*(892)$  resonance parameters via  $\pi\pi$  and  $K\pi$  scattering amplitudes from lattice QCD*, Phys. Rev. D **111**, 054510 (2025), doi:[10.1103/PhysRevD.111.054510](https://doi.org/10.1103/PhysRevD.111.054510) [preprint doi:[10.48550/arXiv.2406.19193](https://doi.org/10.48550/arXiv.2406.19193)].
- [63] J. Bijnens, G. Colangelo, G. Ecker, J. Gasser and M. E. Sainio, *Elastic  $\pi\pi$  scattering to two loops*, Phys. Lett. B **374**, 210 (1996), doi:[10.1016/0370-2693\(96\)00165-7](https://doi.org/10.1016/0370-2693(96)00165-7) [preprint doi:[10.48550/arXiv.hep-ph/9511397](https://doi.org/10.48550/arXiv.hep-ph/9511397)].
- [64] G. Colangelo, J. Gasser and H. Leutwyler,  *$\pi\pi$  scattering*, Nucl. Phys. B **603**, 125 (2001), doi:[10.1016/S0550-3213\(01\)00147-X](https://doi.org/10.1016/S0550-3213(01)00147-X) [preprint doi:[10.48550/arXiv.hep-ph/0103088](https://doi.org/10.48550/arXiv.hep-ph/0103088)].
- [65] LHCb collaboration: R. Aaij et al., *Amplitude analysis of the  $B^+ \rightarrow \pi^+\pi^+\pi^-$  decay*, Phys. Rev. D **101**, 012006 (2020), doi:[10.1103/PhysRevD.101.012006](https://doi.org/10.1103/PhysRevD.101.012006) [preprint doi:[10.48550/arXiv.1909.05212](https://doi.org/10.48550/arXiv.1909.05212)].

- [66] J. Elias Miró, A. L. Guerrieri, A. Hebbar, J. Penedones and P. Vieira, *Flux tube S-matrix bootstrap*, Phys. Rev. Lett. **123**, 221602 (2019), doi:[10.1103/PhysRevLett.123.221602](https://doi.org/10.1103/PhysRevLett.123.221602) [preprint doi:[10.48550/arXiv.1906.08098](https://doi.org/10.48550/arXiv.1906.08098)].
- [67] N. B. Durusoy, M. Baubillier, R. George, M. Goldberg, A. M. Touchard, N. Armenise, M. T. Fogli-Muciaccia and A. Silvestri, *Study of the  $I = 2$   $\pi\pi$  scattering from the reaction  $\pi^- d \rightarrow \pi^- \pi^- p_s p$  at 9.0 GeV/c*, Phys. Lett. B **45**, 517 (1973), doi:[10.1016/0370-2693\(73\)90658-8](https://doi.org/10.1016/0370-2693(73)90658-8).
- [68] B. S. Zou, *Understanding  $I = 2$   $\pi\pi$  interaction*, AIP Conf. Proc. **717**, 347 (2004), doi:[10.1063/1.1799730](https://doi.org/10.1063/1.1799730) [preprint doi:[10.48550/arXiv.hep-ph/0405118](https://doi.org/10.48550/arXiv.hep-ph/0405118)].
- [69] A. Pich, E. Solomonidi and L. Vale Silva, *Final-state interactions in the CP asymmetries of charm-meson two-body decays*, Phys. Rev. D **108**, 036026 (2023), doi:[10.1103/PhysRevD.108.036026](https://doi.org/10.1103/PhysRevD.108.036026) [preprint doi:[10.48550/arXiv.2305.11951](https://doi.org/10.48550/arXiv.2305.11951)].
- [70] N. N. Biswas, N. M. Cason, I. Derado, V. P. Kenney, J. A. Poirier and W. D. Shephard, *Total pion-pion cross sections for the 2-GeV di-pion mass region*, Phys. Rev. Lett. **18**, 273 (1967), doi:[10.1103/PhysRevLett.18.273](https://doi.org/10.1103/PhysRevLett.18.273).
- [71] W. J. Robertson, W. D. Walker and J. L. Davis, *High-energy  $\pi\pi$  collisions*, Phys. Rev. D **7**, 2554 (1973), doi:[10.1103/PhysRevD.7.2554](https://doi.org/10.1103/PhysRevD.7.2554).
- [72] D. Cohen, T. Ferbel, P. Slattery and B. Werner, *Study of  $\pi\pi$  scattering in the isotopic-spin-2 channel*, Phys. Rev. D **7**, 661 (1973), doi:[10.1103/PhysRevD.7.661](https://doi.org/10.1103/PhysRevD.7.661).
- [73] J. Hanlon et al., *Inclusive reactions  $p + n \rightarrow p + X$  and  $\pi^+ + n \rightarrow p + X$  at 100 GeV/c*, Phys. Rev. Lett. **37**, 967 (1976), doi:[10.1103/PhysRevLett.37.967](https://doi.org/10.1103/PhysRevLett.37.967).
- [74] H. Abramowicz et al., *Study of  $\pi^- \pi^-$  scattering in  $\pi^- n$  interactions at high energies*, Nucl. Phys. B **166**, 62 (1980), doi:[10.1016/0550-3213\(80\)90489-7](https://doi.org/10.1016/0550-3213(80)90489-7).
- [75] B. G. Zakharov and V. N. Sergeev, *Extraction of the total  $\pi^+ \pi^-$  interaction cross-sections from analysis of the processes  $\pi^+ \pi^- \rightarrow X \Delta^{++}$ ,  $\pi^+ n \rightarrow X p$  in the three Reggeon model with absorption*, Yad. Fiz. **39**, 707 (1984).
- [76] J. R. Peláez, *From controversy to precision on the sigma meson: A review on the status of the non-ordinary  $f_0(500)$  resonance*, Phys. Rep. **658**, 1 (2016), doi:[10.1016/j.physrep.2016.09.001](https://doi.org/10.1016/j.physrep.2016.09.001) [preprint doi:[10.48550/arXiv.1510.00653](https://doi.org/10.48550/arXiv.1510.00653)].
- [77] M. A. Gumus, *Mapping out EFTs with analytic S-matrix*, PhD thesis, SISSA, Trieste, Italy (2023).
- [78] J. Elias Miró, A. Guerrieri and M. Gumus, *In preparation*.
- [79] M. Correia, A. Georgoudis and A. L. Guerrieri, *Cross-section bootstrap: Unveiling the Froisart amplitude*, (arXiv preprint) doi:[10.48550/arXiv.2506.04313](https://doi.org/10.48550/arXiv.2506.04313).
- [80] I. Caprini, G. Colangelo and H. Leutwyler, *Regge analysis of the  $\pi\pi$  scattering amplitude*, Eur. Phys. J. C **72**, 1860 (2012), doi:[10.1140/epjc/s10052-012-1860-1](https://doi.org/10.1140/epjc/s10052-012-1860-1) [preprint doi:[10.48550/arXiv.1111.7160](https://doi.org/10.48550/arXiv.1111.7160)].
- [81] I. Caprini, G. Colangelo and H. Leutwyler, *Mass and width of the lowest resonance in QCD*, Phys. Rev. Lett. **96**, 132001 (2006), doi:[10.1103/PhysRevLett.96.132001](https://doi.org/10.1103/PhysRevLett.96.132001) [preprint doi:[10.48550/arXiv.hep-ph/0512364](https://doi.org/10.48550/arXiv.hep-ph/0512364)].

- [82] A. Liu, D. Simmons-Duffin, N. Su and B. C. van Rees, *Skydiving to bootstrap islands*, J. High Energy Phys. **11**, 003 (2025), doi:[10.1007/JHEP11\(2025\)003](https://doi.org/10.1007/JHEP11(2025)003) [preprint doi:[10.48550/arXiv.2307.13046](https://doi.org/10.48550/arXiv.2307.13046)].
- [83] J. Elias Miró, A. L. Guerrieri, A. Hebbar, J. Penedones and P. Vieira, *Flux tube S-matrix bootstrap*, Phys. Rev. Lett. **123**, 221602 (2019), doi:[10.1103/PhysRevLett.123.221602](https://doi.org/10.1103/PhysRevLett.123.221602) [preprint doi:[10.48550/arXiv.1906.08098](https://doi.org/10.48550/arXiv.1906.08098)].
- [84] M. Correia, J. Penedones and A. Vuignier, *Injecting the UV into the bootstrap: Ising field theory*, J. High Energy Phys. **08**, 108 (2023), doi:[10.1007/JHEP08\(2023\)108](https://doi.org/10.1007/JHEP08(2023)108) [preprint doi:[10.48550/arXiv.2212.03917](https://doi.org/10.48550/arXiv.2212.03917)].
- [85] H. Chen, A. L. Fitzpatrick and D. Karateev, *Bootstrapping 2d  $\phi^4$  theory with Hamiltonian truncation data*, J. High Energy Phys. **02**, 146 (2022), doi:[10.1007/JHEP02\(2022\)146](https://doi.org/10.1007/JHEP02(2022)146) [preprint doi:[10.48550/arXiv.2107.10286](https://doi.org/10.48550/arXiv.2107.10286)].
- [86] B. Gabai and X. Yin, *On the S-matrix of Ising field theory in two dimensions*, J. High Energy Phys. **10**, 168 (2022), doi:[10.1007/JHEP10\(2022\)168](https://doi.org/10.1007/JHEP10(2022)168) [preprint doi:[10.48550/arXiv.1905.00710](https://doi.org/10.48550/arXiv.1905.00710)].