



City Research Online

City, University of London Institutional Repository

Citation: Parmar, D., Souares, A., Allegri, M. D., Savadogo, G. & Sauerborn, R. (2011). Community-based health insurance scheme in Burkina Faso: can premium subsidies increase adverse selection?. Paper presented at the 13th Annual Scientific Conference of ICDDR,B: Science to Accelerate Universal Health Coverage, 14-03-2011 - 17-03-2011, Dhaka, Bangladesh.

This is the accepted version of the paper.

This version of the publication may differ from the final published version.

Permanent repository link: <https://openaccess.city.ac.uk/id/eprint/4133/>

Link to published version:

Copyright: City Research Online aims to make research outputs of City, University of London available to a wider audience. Copyright and Moral Rights remain with the author(s) and/or copyright holders. URLs from City Research Online may be freely distributed and linked to.

Reuse: Copies of full items can be used for personal research or study, educational, or not-for-profit purposes without prior permission or charge. Provided that the authors, title and full bibliographic details are credited, a hyperlink and/or URL is given for the original metadata page and the content is not changed in any way.

City Research Online:

<http://openaccess.city.ac.uk/>

publications@city.ac.uk



Institute of Public Health
Heidelberg, Germany



Nouna Research Centre
Burkina Faso

Community-based health insurance scheme in Burkina Faso

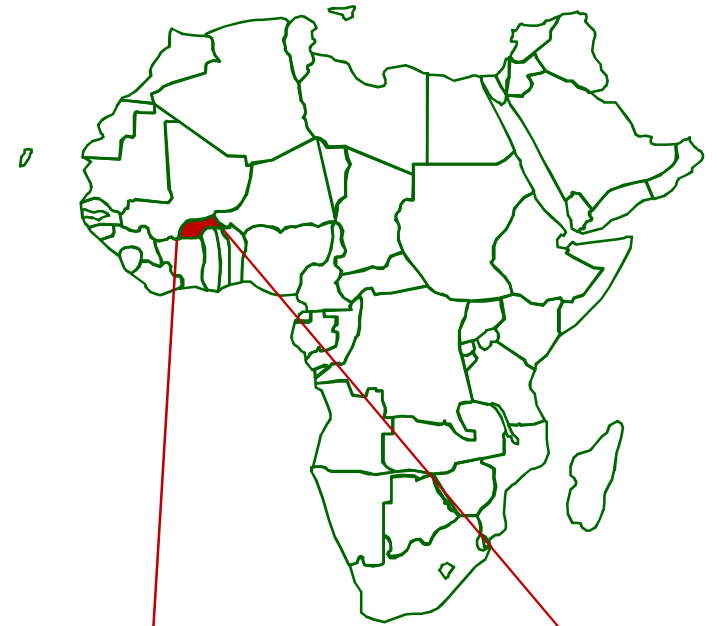
*Can premium subsidies increase
adverse selection?*

Divya Parmar, Aurélia Souares, Manuela De Allegri, Germain
Savadogo, Rainer Sauerborn



Burkina Faso

- Population: 15.8 million
- GDP per capita (PPP): \$1200 (207/228)
- Occupation: 90% engaged in agriculture
- Literacy: 30% (men), 15%(females)
- Spending on health per person: \$7
- Life expectancy : 53 years (199/228)
- Infant mortality rate: 85 /1000 live births
- No. of people per doctor: 33,333

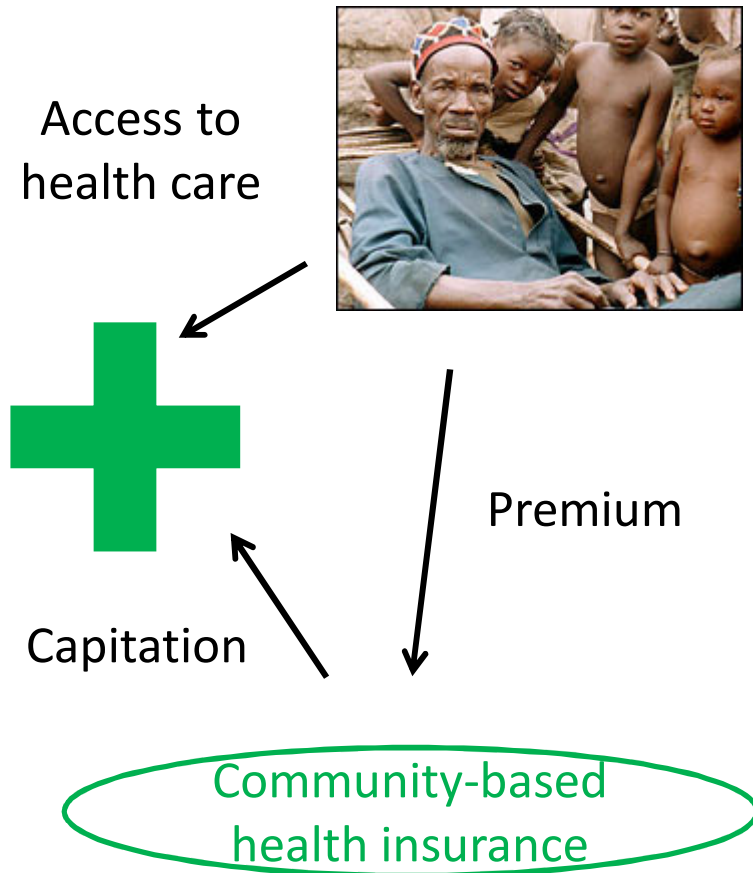


Reference: <https://www.cia.gov>



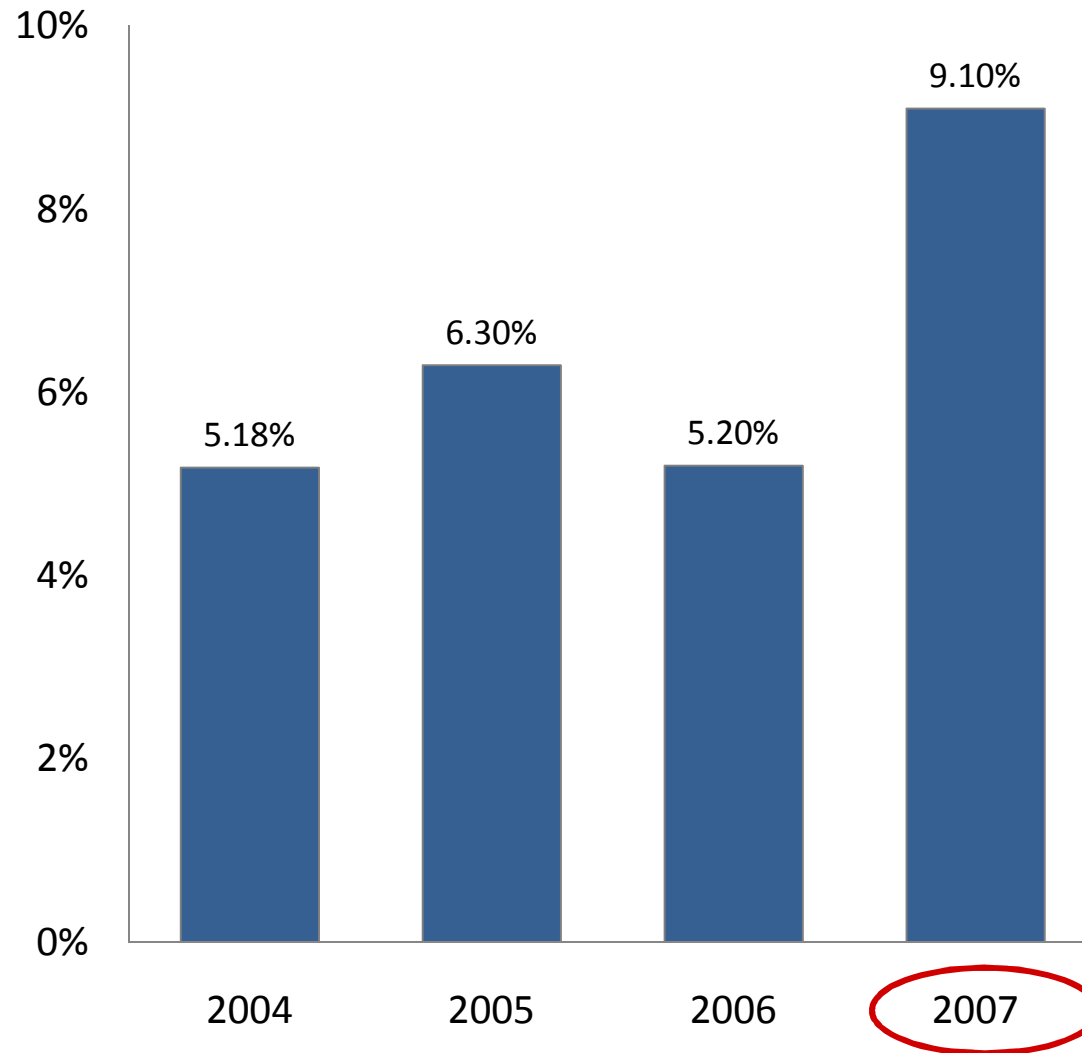
Community-based Health Insurance (CBI)

- Introduced in 2004
- 41 villages and Nouna town (i.e. 7762 households)
- Unit of enrolment: household
- Premium: 1500 CFA (2.29€) per adult
500 CFA (0.76€) per child p.a.



BUT, enrollment among the poor was low. Therefore, in 2007, premium subsidy was offered to the poor

Enrolment Rate 2004-2007



Sharp increase in enrolment after premium subsidy was offered

Question 1.

Do the sick enrol more?

(adverse selection)

Variables	Coefficient	SE
Age (years)		
≤ 15	0.004	0.009
60+	0.015	0.036
Education		
Literate	-0.001	0.006
Subsidized		
Subsidy	0.1	0.011***
Household size		
Size	-0.002	0.001***
SES		
MidSES	0.015	0.006***
HighSES	0.028	0.007***
Year		
2005	0.003	0.003
2006	-0.002	0.003
2007	0.009	0.004**
Sick X Year		
Sick x 2004	0.001	0.010
Sick x 2005	0.000	0.009
Sick x 2006	0.008	0.009
Sick x 2007	0.021	0.011**
No. of observations		18480
No. of individuals		6713
F statistic (p-value)		11.47 (0.000)
R ²		0.0078

1. Fixed Effects Regression

Dependent variable: CBHI (0,1)

Sick: individuals who reported being sick for at least 3 months

Interaction: Sick*Year

***1%, **5% and *10% sig levels

Proportion of sick individuals enrolled significantly increased in 2007



Questions 2.

Why should adverse selection
increase in 2007?

- Did subsidy increase adverse selection?

Variables	Coefficient	SE
Age (years)		
≤ 15	0.005	0.009
60+	0.018	0.036
Education		
Literate	-0.002	0.006
Subsidized		
Subsidy	0.1	0.012***
Household size		
Size	-0.002	0.001***
SES		
MidSES	0.015	0.006***
HighSES	0.028	0.007***
Year		
2005	0.002	0.003
2006	-0.001	0.003
2007	0.013	0.004***
Sick X Subsidy		
Sick x Subsidy=0	0.008	0.007
Sick x Subsidy=1	0.048	0.027*
No. of observations		18480
No. of individuals		6713
F statistic (p-value)		11.47 (0.000)
R ²		0.0078

2. Fixed Effects Regression


Dependent variable: CBHI (0,1)

Sick: individuals who reported being sick for at least 3 months

Interaction: Sick*Subsidy

***1%, **5% and *10% sig levels

Proportion of sick individuals more among those who were given subsidy



Community wealth ranking: defining poverty

Poverty criteria: as decided by the community	Poverty categories		
	Very poor	Middle	Rich
Old person without child	+++		
Needs to beg to live	+++		
No chickens	+++		
No assistance network	+++		
Unable to finance medical costs	+++	++	
In good health		++	+++
High quality housing		++	+++
Sufficient food		++	+++
Nice clothes		++	+++
Ownership of farming equipment		++	+++
Able to support someone		++	+++
Ownership of transport means		++	+++

Conclusions

- Enrolment significantly increased among the poor when subsidized premiums were offered to them
- More poor households were likely to be sick than the rich ones
- By offering the poor subsidized premiums – proportion of sick individuals increased in CBHI

Implications for CBHI

Cost of providing health insurance increases

- Strictly enforce enrolment of complete households
- Remove subsidy– but this will discourage the poor from enrolling who have greater need for health insurance – harms equity! ✗

Adverse Selection OR Positive selection (well-targetted)

- Increase premiums for rich: rich subsidize the poor but will discourage enrolment among them (context: rich=less poor) ✗
- Essential to receive government/international support to cover these extra costs

Need to budget for adverse selection

Thank you

Divya Parmar
Parmar@uni-heidelberg.de
Institute of Public Health
Heidelberg University
Germany

